

PEE60-1W48V

Product Feature

- Width voltage input,full power output
- Insolated PC design
- Isolated design,safe and reliable
- Protections:Over load,Short circuit,over voltage
- Protection grades is as high as IP65
- 5 years warranty



CE RoHS SELV IP65

Application



Light box



LED Strip Light



LED Tube


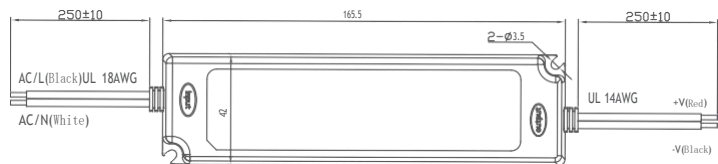


Astigmatism Light source

Technical Parameters

Model	PEE60-1W48V	
Input	Efficiency	≥89%@230VAC, full load
	Voltage	120VAC-277VAC
	Frequency	50/60Hz
	No load power	≤ 0.5W
	Current	1.1Amax@120VAC
	Standby Power	There is no
	Inrush Current	Cold start 70A@277VAC 350us
Output	Current/Voltage/Power	1.25A/48VDC/60W
	Ripple Voitage	<3%
	No load output voltage	50.4V max
	Current Accuracy	±5%
	Turn On Delay Time	≤ 0.5 s (When the light begins to shine)
Protection	Short Circuit	If no output is displayed, the troubleshooting output is normal
	Over Current	If no output is displayed, the troubleshooting output is normal
Safety & EMC	Lightning Surge	L-N:2kV
	Withstand Voltage	I/P-O/P:3750VAC/1min/5mA
	Safety Standards	IEC/EN61347-1, IEC/EN61347-2-13, UL1310
	EMC Eission	EN55015, FCC part 15 Class B
	Insulation Resisance	5MΩ
Others	Working Temp.	-20℃~50℃
	Storage Temp.; Humidity	-40℃~85℃, 20-90%RH
	Tc	85℃
	Material	PC
	IP Rating	IP65
	Lifetime	50,000h@tc:80℃
	Warranty Condition	5 years
	Switch Cycle	>25,000 times
	Packing Size	Net weight: 340g±5%/PCS; 30PCS/Carton; 10.7kg±5%/Carton; Carton Size: 333*218*205mm(L*W*H)
	Dimension	165.5*42*34mm(L*W*H)

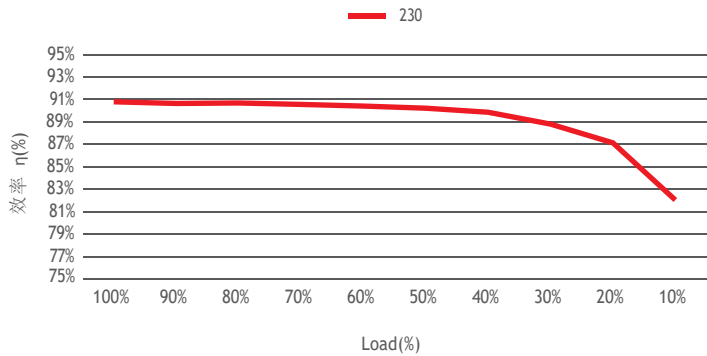
Dimension(mm)



Wiring Diagram



Eff. vs Load



Cautions

1. This product should cut off the input voltage and installed by a professional.
2. Before installation, the voltage and current output from the power supply shall be confirmed to meet the specification requirements of the lamp.
3. It is waterproof IP65,do not soak in water for a long time when using.
4. The driver should be installed in a well space and environment.
5. The sectional area of the conductor wire which connect to the driver and lamp should be enough (Recommended less than 4A/mm²).
6. Make sure all connections are correct and secure before powering up.
7. If break down during use,it must be repaired by a professional or contact the supplier.

※ The contents of this manual are updated without prior notice. If the function of the product you are using is inconsistent with the instructions, the function of the product shall prevail.Please contact us if you have any questions.