

LCP75C-4W24V

Summary

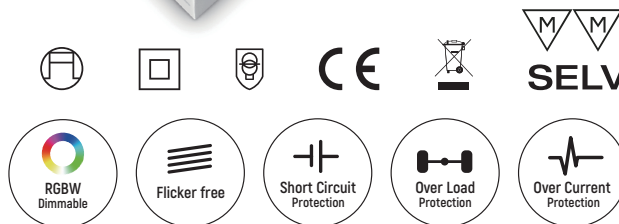
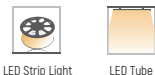
LCP75C-4W24V is a constant voltage mode output LED driver, Using Casambi wireless control and dimming, the curve is smooth and flicker free.

Product Features

- 1, 2, and 4 channels are switchable, maximum output current 3.125A.
- Strong scalability, suitable for small home systems to large commercial or industrial lighting systems
- Flexible wireless control allows for remote management and real-time adjustment of lighting settings
- Good compatibility, able to integrate with various third-party devices and protocols
- User friendliness, easy control and configuration through smart device applications
- Overload, short circuit protection
- 50,000-hour lifespan with a 5-year warranty
- IP20 protection rating, suitable for indoor Class I, II, luminaires

Application

For LED constant voltage strip light only

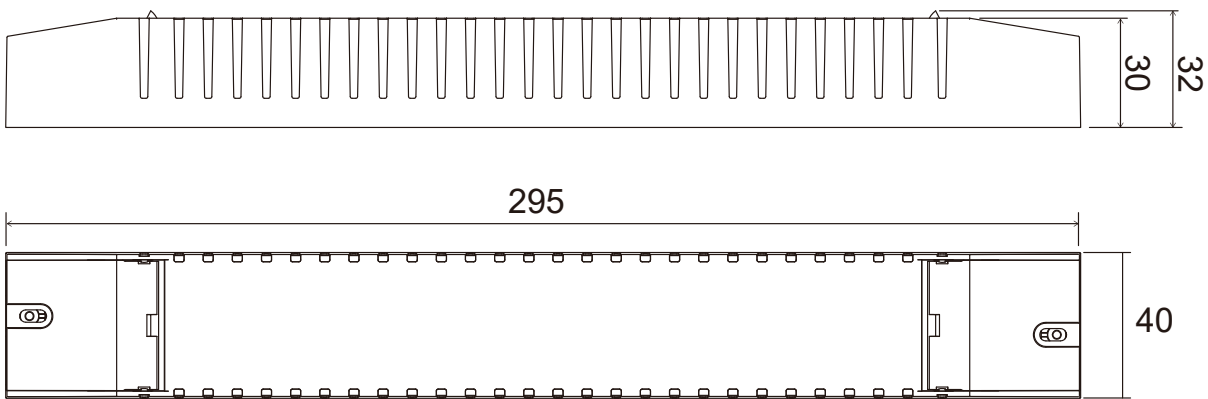


Technical Parameters

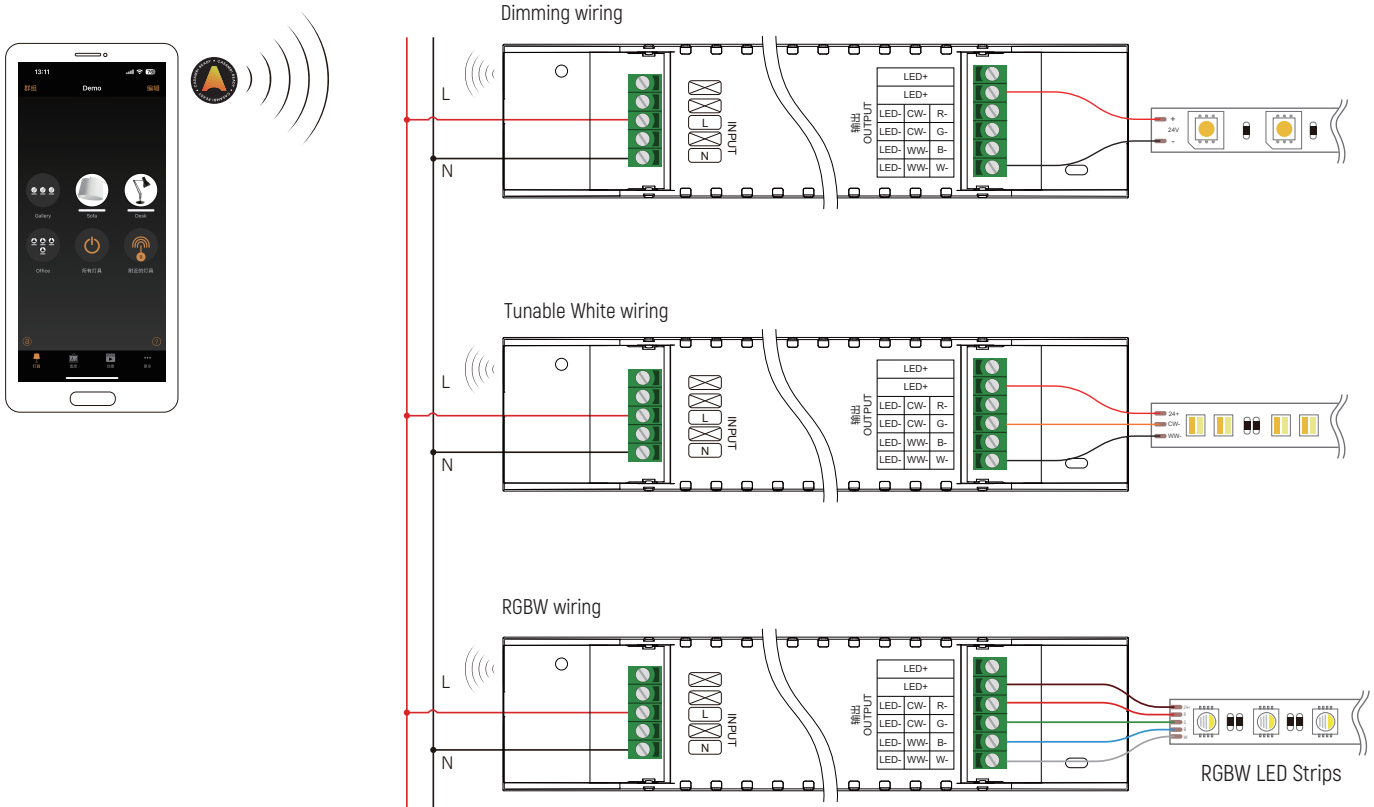
Model	LCP75C-4W24V		
Input	Efficiency	≥90%@120VAC , ≥92%@277VAC, full load	
	Voltage	120VAC-277VAC	
	Frequency Range(Hz)	50/60Hz	
	AC Current(max)	0.76Amax @120VAC , 0.37Amax@277VAC	
	PF	≥0.95@120VAC full load , ≥0.95@277VAC,full load	
	THD	<10%@120VAC full load , <10%@277VAC, full load	
	Inrush Current(max)	Cold start, 38A@120VAC 350us 52A@277VAC 350us	
	Standby power	<0.5W@230VAC	
	No load power	<0.5W@230VAC	
	Turn on delay Time	<0.75s, @120Vac (When the light begins to shine)	
Output	Current	3.125A	
	Voltage	24VDC	
	Voltage Range	24VDC ±5%	
	Power	75W	
	Channel	1, 2, 4 channels are switchable	
	PWM Frequency	1 channel 20K Hz, 2, 4 channels 4K Hz	
Function	Dimming Type	Bluetooth 4.0 or 5.0 Low Energy(BLE)	
	Dimming Range	1%-100%	
	Dimming curve	Logarithm	
	Flicker	Flicker free	
Protection	Short Circuit	Close the output and recover after troubleshooting	
	Over Load	Reduce current burp protection, self-recovery after troubleshooting	
	Over Current	Reduce current burp protection, self-recovery after troubleshooting	
Safety&EMC	Surge	L-N 2kV	
	Withstand Voltage	I/P-O/P: 3000VAC/1min/5mA	
	Safety standard	CCC (China) GB19510.1, GB19510.14	TUV (Germany) EN61347-1, EN61347-2-13, EN62493
		CB (CB member states) IEC61347-1, IEC61347-2-13	CE (European Union) EN61347-1, EN61347-2-13, EN62384
		RCM (Australia) AS 61347-1, AS 61347-2-13	ENEC (Europe) EN61347-1, EN61347-2-13, EN62384
	EMC	CCC (China) GB/T17743, GB17625.1	
		CE (European Union) EN55015, EN61000-3-2, EN61000-3-3, EN61547	
RCM (Australia) EN55015, EN61000-3-2, EN61000-3-3, EN61547			
EMC Immunity	EN61000-4-2, 3, 4, 5, 6, 8, 11; EN61547		
Insulation Resistance	5MΩ		

Others	Working Temp.	-20°C~+50°C (-4°F-122°F)
	Storage Temp., Humidity	-40°C~90°C, 20-90%RH (-40°F-194°F)
	tc	70°C (158°F)
	Material	PC
	IP Rating	IP20
	Lifetime	50,000h@tc:70°C (158°F)
	Warranty Condition	5 years
	Switch Cycle	25,000 times
	Packing(weight)	Net weight: 340g (0.75 lb)±5%/PCS; 50PCS/Carton;17.5kg(38.58 lb)±5%/Carton; Carton Size: 434*302*174mm(17*11.88*6.85 Inch)[L*W*H]
Dimension	295*40*32mm(11.61*1.57*1.26 Inch)[L*W*H]	

Dimension(mm)



Wiring



App download

Casambi app is free to download from Google Play and Apple App Store.



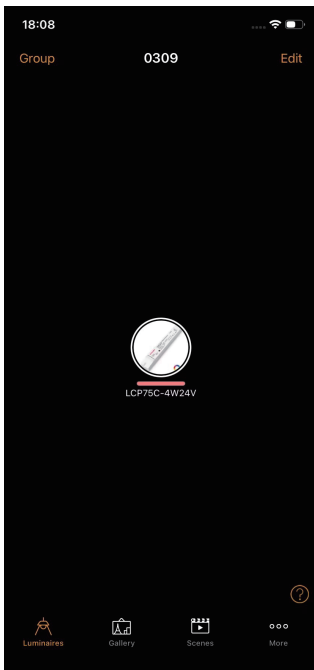
Casambi App User Manual

【Casambi App User Manual】 ,

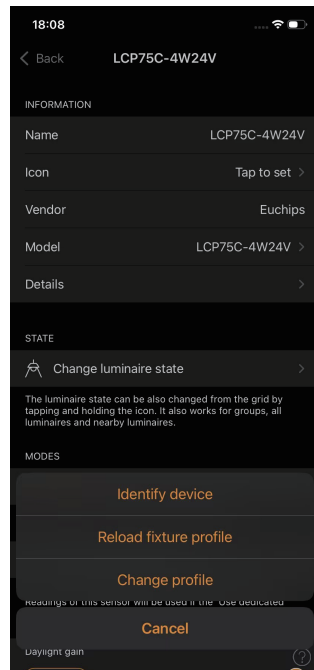
<https://v2.fangcloud.com/share/dbd226f5109574bd1c1612bbd1>

Mode Switch

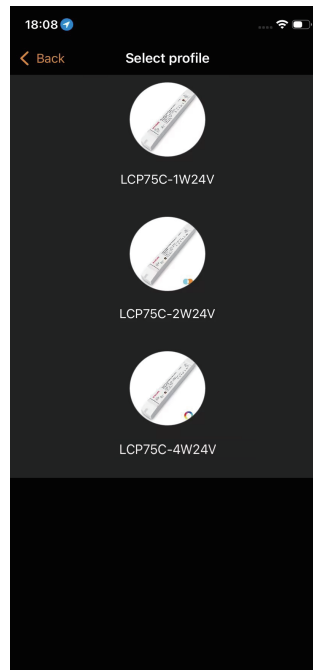
1. Double-click the product icon quickly.



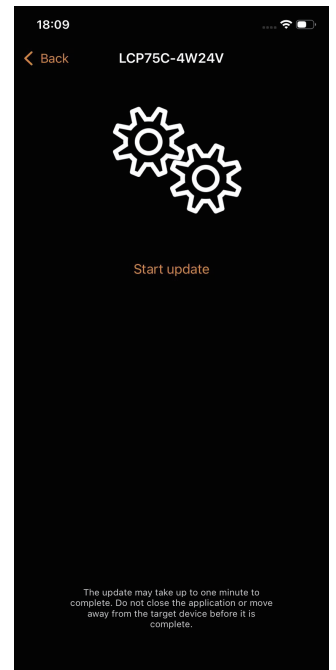
2. First click on the prototype, then select 'Change Profile'.



3. Select the mode you want to modify.



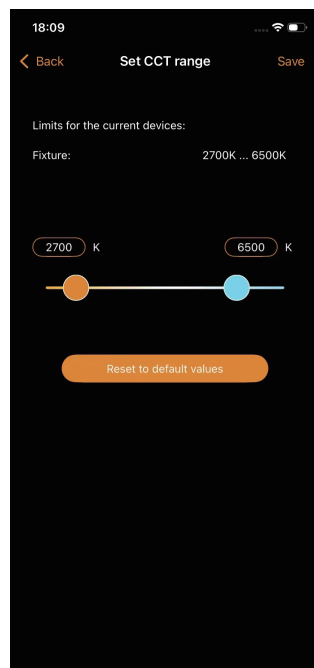
4. Click 'Start' to initiate the mode switch.



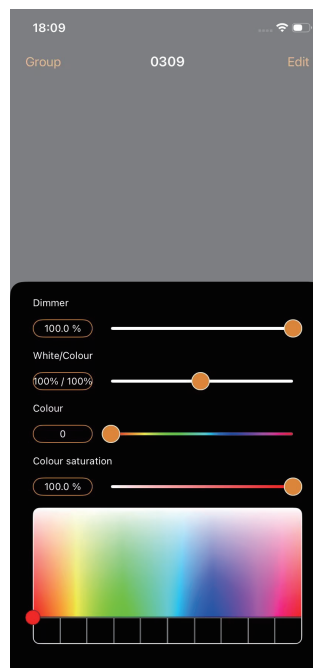
5. Dimming Mode



6. Color Temperature Mode
[default range: 2700K-6500K, customizable from 1000K to 16000K]



7. RGBW Mode

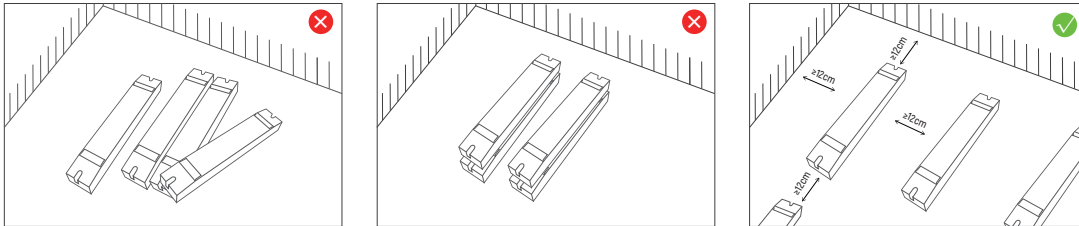


Max. quantity of drivers per miniature circuit breaker

Specification item	Value	Value	Condition
Inrush current I_{peak}	38A (120V)	52A (277V)	Input Voltage 120V/277V
Inrush current T_{width}	350us (120V)	350us (277V)	Input Voltage 120V/277V, measured to 50% I_{peak}

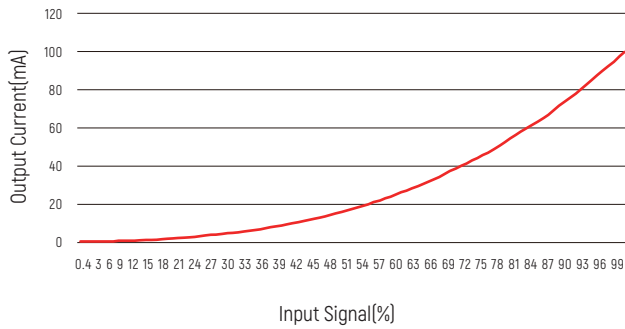
MCB	Input Voltage 120V Drivers	Input Voltage 277V Drivers	MCB	Input Voltage 120V Drivers	Input Voltage 277V Drivers
B10	5pcs	4pcs	C10	9pcs	7pcs
B13	7pcs	5pcs	C13	12pcs	9pcs
B16	9pcs	6pcs	C16	15pcs	11pcs
B20	11pcs	8pcs	C20	19pcs	14pcs
			D16	21pcs	23pcs

Installation Precautions

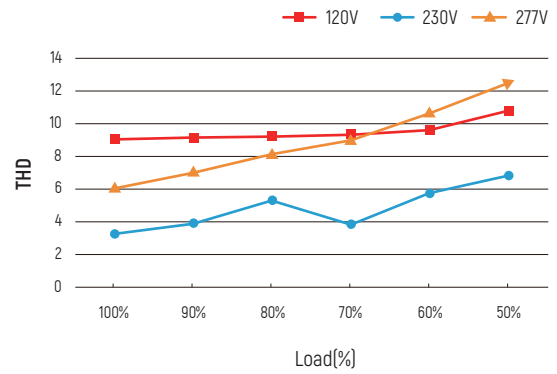


Please do not stack the products. The distance between two products should be $\geq 12\text{cm}$ so as not to affect heat dissipation and the lifespan of the products.

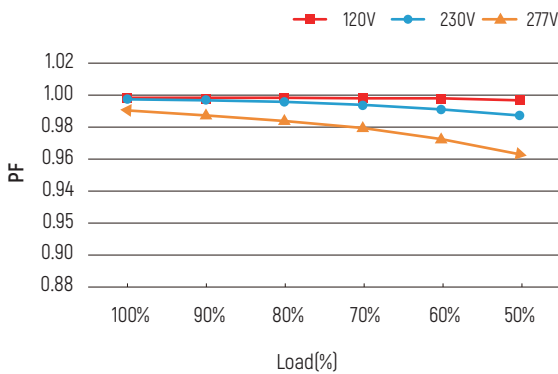
Dimming Curve



THD vs Load Curve



PF vs Load Curve



Efficiency vs Load Curve

