

LCP75C-1W12V

Summary

LCP75C-1W12V is a constant voltage mode output LED driver, Using Casambi wireless control and dimming, the curve is smooth and flicker free.

Product Features

- Dual-channel constant voltage output, maximum output current 6.25A.
- Strong scalability, suitable for small home systems to large commercial or industrial lighting systems
- Flexible wireless control allows for remote management and real-time adjustment of lighting settings
- Good compatibility, able to integrate with various third-party devices and protocols
- User friendliness, easy control and configuration through smart device applications
- Overload, short circuit protection
- 50,000-hour lifespan with a 5-year warranty
- IP20 protection rating, suitable for indoor Class I, II, and III luminaires

Application

For LED constant voltage strip light only



LED Strip Light



LED Tube

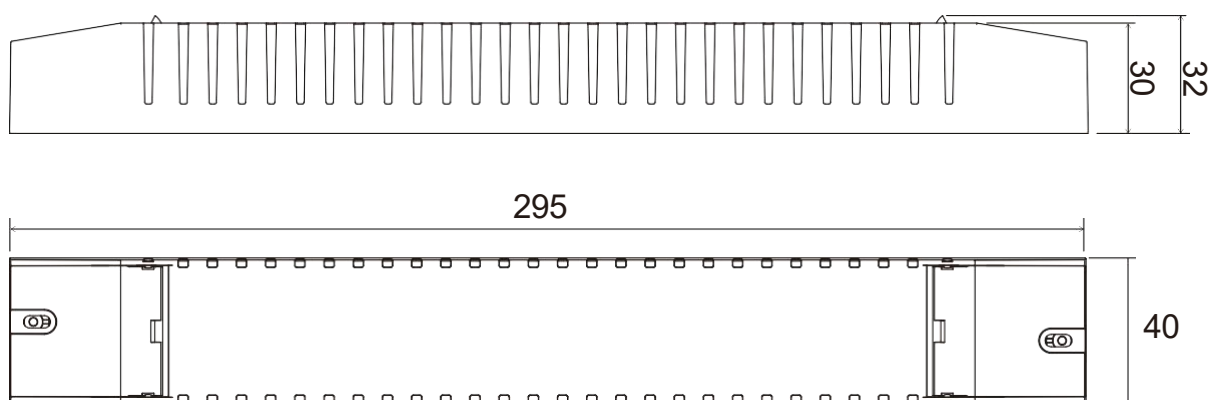


Technical Paramaters

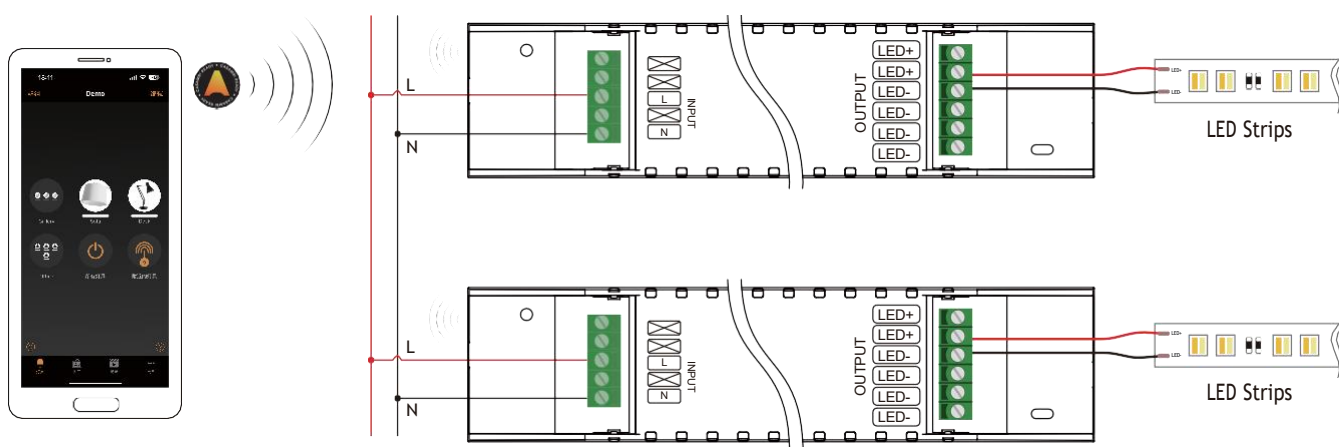
Model	LCP75C-1W12V	
Input	Efficiency	≥90%@120VAC , ≥92%@277VAC, full load
	Voltage	120VAC-277VAC
	Frequency Range(Hz)	50/60Hz
	AC Current(max)	0.76Amax @120VAC , 0.37Amax@277VAC
	PF	≥0.95@120VAC full load , ≥0.95@277VAC,full load
	THD	<10%@120VAC full load , <10%@277VAC, full load
	Inrush Current(max)	Cold start, 40A@120VAC 310us 52A@277VAC 350us
	Standby power	<1W@120VAC
	No load power	<1W@120VAC
	Turn on delay Time	<0.75s, @120Vac (When the light begins to shine)
Output	Current	6.25A
	Voltage	12VDC
	Voltage Range	12VDC ±5%
	Power	75W
	Channel	1
	PWM Frequency	20K Hz
Function	Dimming Type	Bluetooth 4.0 or 5.0 Low Energy(BLE)
	Dimming Range	1%-100%
	Dimming curve	Logarithm
	Flicker	Flicker free
Protection	Short Circuit	Close the output and recover after troubleshooting
	Over Load	Reduce current burp protection, self-recovery after troubleshooting
	Over Current	Reduce current burp protection, self-recovery after troubleshooting
Safety&EMC	Surge	L-N 2000VAC
	Withstand Voltage	I/P-O/P: 3000VAC/1min/5mA
	Safety standards	EN61347, GB19510
	EMC Eission	EN55015, EN61000-3-2
	EMC Immunity	EN61000-4-2, 3, 4, 5, 6, 8, 11; EN61547
	Insulation Resisance	5MΩ

Others	Working Temp.	-20°C~+50°C (-4°F~122°F)
	Storage Temp., Humidity	-40°C~90°C, 20-90%RH (-40°F~194°F)
	tc	80°C (176°F)
	Material	PC
	IP Rating	IP20
	Lifetime	50,000h@tc:80°C (176°F)
	Warranty Condition	5 years
	Switch Cycle	25,000 times
	Packing(weight)	Net weight: 340g (0.75 lb)±5%/PCS; 50PCS/Carton;17.5kg(38.58 lb)±5%/Carton; Carton Size: 434*302*174mm(17*11.88*6.85 Inch)(L*W*H)
	Dimension	295*40*32mm(11.61*1.57*1.26 Inch)(L*W*H)

Dimension(mm)



Wiring



App download

Casambi app is free to download from Google Play and Apple App Store.



Casambi App User Manual

【Casambi App User Manual】 ,

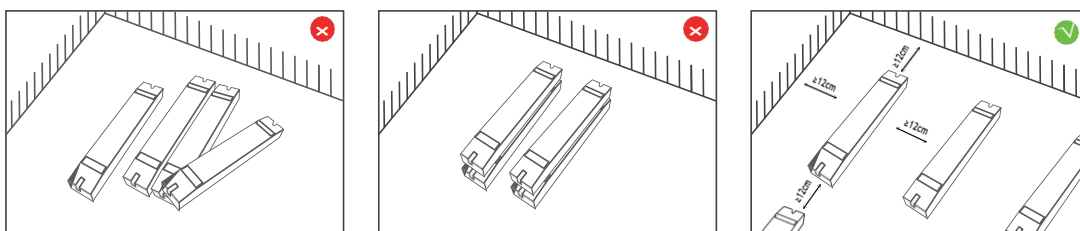
<https://v2.fangcloud.com/share/dbd226f5109574bd1c1612bbd1>

Max. quantity of drivers per miniature circuit breaker

Specification item	Value	Value	Condition
Inrush current I_{peak}	40A (120V)	52A (277V)	Input Voltage 120V/277V
Inrush current T_{width}	310us (120V)	350us (277V)	Input Voltage 120V/277V, measured ta 50% I_{peak}

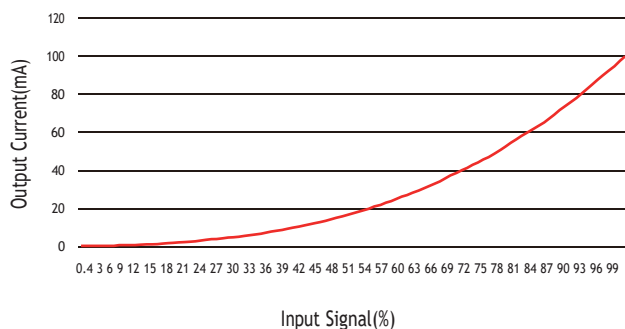
MCB	Input Voltage 120V Drivers	Input Voltage 277V Drivers	MCB	Input Voltage 120V Drivers	Input Voltage 277V Drivers
B10	6pcs	4pcs	C10	10pcs	7pcs
B13	8pcs	5pcs	C13	13pcs	9pcs
B16	10pcs	6pcs	C16	17pcs	11pcs
B20	12pcs	8pcs	C20	21pcs	14pcs
			D16	21pcs	23pcs

Installation Precautions

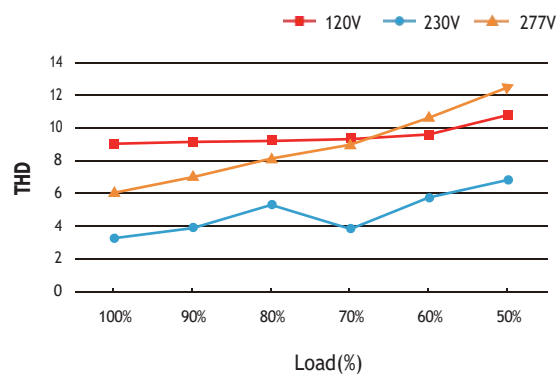


Please do not stack the products. The distance between two products should be >12cm so as not to affect heat dissipation and the lifespan of the products.

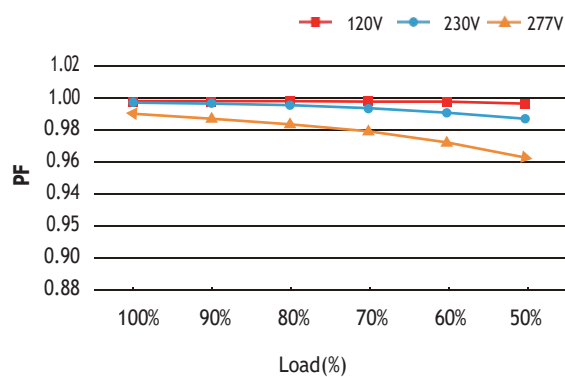
Dimming Curve



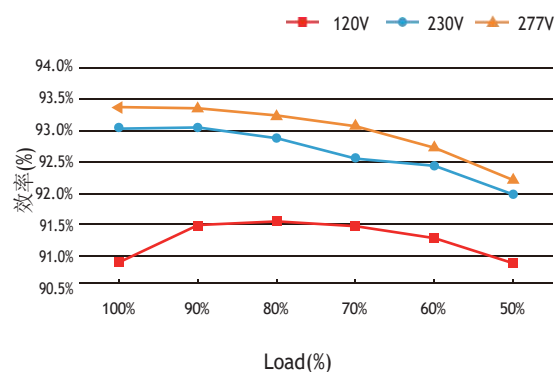
THD vs Load Curve



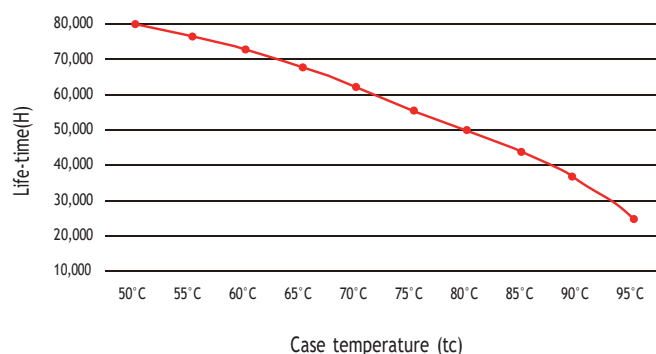
PF vs Load Curve



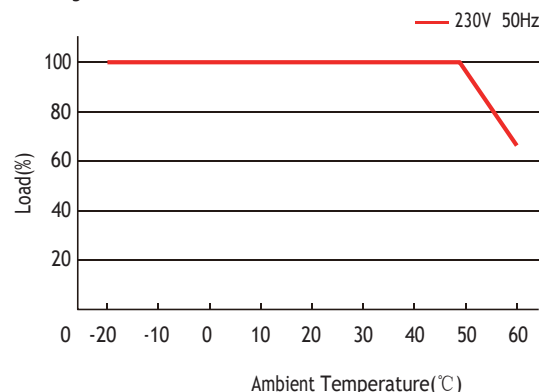
Efficiency vs Load Curve



Life-time vs. case temperature



Derating Curve



The life-time of the led driver is shown in the figure above (calculated based on the 90% survival rate).

The relation of tc ta temperature depends also on the luminaire design.

Cautions

This product must be installed and adjusted by a qualified professional.		
1	Confirmation of installation conditions	<ul style="list-style-type: none"> Waterproof and Protection: Install in a suitable location according to the waterproof and protection requirements of the power supply. Products without waterproof function should be protected from direct sunlight and rain. When installing outdoors, please use a waterproof box for protection. Heat dissipation requirements: The drive power supply should avoid exposure to high temperature environments. Please ensure that the working environment temperature is within the recommended range. To ensure proper heat dissipation of the drive power supply, a well ventilated area should be selected for installation. Good heat dissipation conditions can help extend product lifespan.
2	Power check	<ul style="list-style-type: none"> Before use, check the product parameters and confirm that the output voltage and current of the LED power supply meet the requirements
3	Safe wiring	<ul style="list-style-type: none"> Use cables that meet the specifications to ensure that the cross-section of the wire matches the requirements of the driving power supply. Solid cables typically measuring 0.75-2.5 mm², (Please refer to the silk screen printing or wiring diagram in the instruction manual for specific wire diameter requirements). If the power supply (metal casing) is installed on a grounded lighting component or equipment, the power supply needs to be grounded. To avoid hot swapping, power off and restart the driver before connecting the LED load.
4	Wiring confirmation	<ul style="list-style-type: none"> Before power on debugging, ensure that the wiring is secure and avoid poor contact to prevent unstable current or equipment damage.
5	Repair suggestions	<ul style="list-style-type: none"> If the product malfunctions, please do not repair it without authorization. If you have any questions, please contact the supplier or sales team for assistance.

※ The contents of this manual are updated without prior notice. If the function of the product you are using is inconsistent with the instructions, the function of the product shall prevail.
Please contact us if you have any questions .

Warranty Agreement

1. Warranty periods from the date of delivery : 5 years.
2. Free repair or replacement services for quality problems are provided within warranty periods.

Warranty exclusions below:

The following situations are not covered by the free warranty or replacement service:

1. Exceeding the warranty period.
2. Damage caused by human factors such as high voltage, overload, and improper operation.
3. The appearance of the product is severely damaged or deformed.
4. Normal wear and tear or aging during regular product use.
5. Damage caused by natural disasters or force majeure factors.
6. The quality inspection label of the product is damaged (QC PASS).
7. No contract or valid invoice proof signed with EUCHIPS has been provided.

※ Remedies: Repair or replacement is the only remedy provided by EUCHIPS to the customer, and EUCHIPS shall not be liable for incidental damages arising from repair or replacement, unless within the scope of applicable law.

※ Adjustment of Warranty Terms: EUCHIPS reserves the right to modify or adjust the warranty terms, which shall be published in writing.