

EULP40-1W12V-S

Product Feature

- Input voltage range :120-277Vac
- Protection:Short-circuit, Over load, Over Current, Over Temperature
- Lifespan: 50,000 hours @ tc 75 C
- Class 2 output
- Complies with UL8750 and UL 879 safety standards
- It is suitable for both dry and damp places
- It is suitable for indoor LED lighting applications



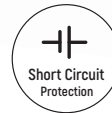
Application



LED Strip Light



Flicker free



Short Circuit Protection



Overload Protection



Overcurrent Protection




Temperature Protection



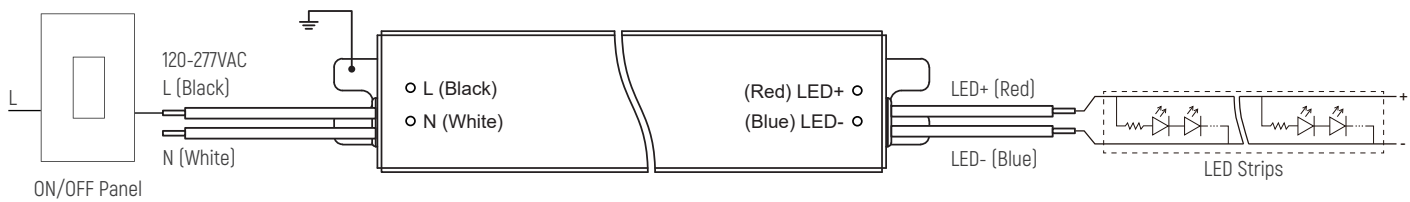
Technical Parameters

Model	EULP40-1W12V-S	
Input	Efficiency	≥88%@120VAC, ≥89%@277VAC, Full load
	Voltage	120-277VAC
	Frequency Range(Hz)	50/60Hz
	Current	0.50Amax @120VAC , 0.30Amax @230VAC , 0.20Amax@277VAC
	PF	>0.95@120V-277AC , Full load
	THD	<20%@From 100% to 70% of rated power
	Inrush current	Cold start, 19.9A@120VAC, 1.48US 49.2A@277VAC, 1.48US
	Standby power consumption	≤2.5W@120VAC
	No load power	≤2.5W@120VAC
	Turn on delay Time	<0.5s, at120VAC (When the light begins to shine)
Output	Current	3.33A
	Voltage	12VDC
	Voltage Accuracy	±5%
	Power	40W
	Channel	1
	Over power limit	≥130%
	Ripple Voltage	≤600mV
Protection	Short-circuit	Hiccup Protection, Auto-recovery after Fault Clearance
	Overload	Hiccup Protection, Auto-recovery after Fault Clearance
	Overcurrent	Hiccup Protection, Auto-recovery after Fault Clearance
	Over Temperature	Hiccup Protection,Auto-recovery after Fault Clearance
Safety&EMC	Surge	L-N:2kV, L-N-PG:2kV
	Ring Wave	L-N : 2.5kV, L-PE : 2.5kV, N-PE : 2.5kV
	Withstand Voltage	I/P-O/P:2000Vac/1min/<5mA, I/P-G:1500Vac/1min/<5mA, O/P-G:500Vac/1min/<5mA
	Safety standard	UL8750 listed Class 2
	EMC Emission	FCC PART15 ClassA
	Insulation Resisance	5MΩ
Others	Working temp.	ta:-20~+50°C , [-4°F-122°F]
	tc	90°C (194°F)
	Storage Temp Humidity	-40°C ~85°C [-40°F-185°F] , 5-90%RH
	Lifetime	50,000h@tc:75°C (167°F)
	Warranty	5years
	IP rating	IP20
	Material	Metal
	Switch cycle	>25000 times
	Dimension	144*20.4*20mm [5.66*0.80*0.787Inch] (L*W*H)
	Packing size	Net weight: 120g(0.26 lb)±5%/PCS; 60PCS/Carton; 7.7kg(16.98 lb)±5%/Carton; Carton Size: 313*197*154mm (L*W*H)

Dimension: mm (Inch)



Wiring Diagram



Metal case

All material to be ROHs compliant to Directive 2002/95/EC

Wires to be Stranded with UL approval

Input: Black & White: 200mm, 18AWG

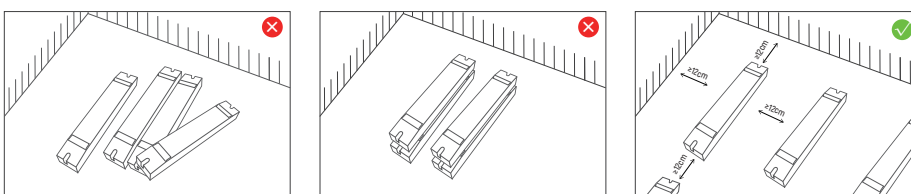
Output: Red & Blue: 200mm, 18AWG

Max. quantity of drivers per miniature circuit breaker

Specification item	Value	Value	Condition
Inrush current I_{peak}	19.9A (120V)	49.2A (277V)	Input Voltage 120V/277V
Inrush current T_{width}	1.48us (120V)	1.48us (277V)	Input Voltage 120V/277V, measured to 50% I_{peak}

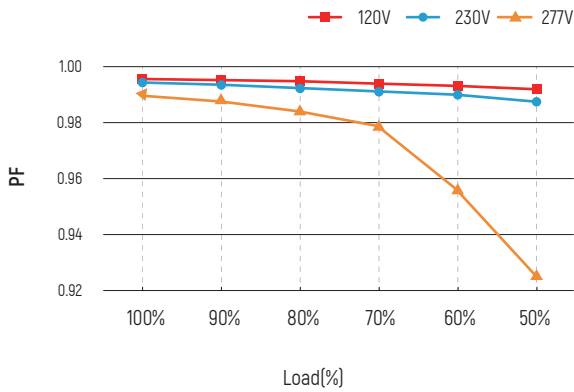
MCB	Input Voltage 120V Drivers	Input Voltage 277V Drivers	MCB	Input Voltage 120V Drivers	Input Voltage 277V Drivers
B10	20pcs	50pcs	C10	20pcs	50pcs
B13	26pcs	65pcs	C13	26pcs	65pcs
B16	32pcs	80pcs	C16	32pcs	80pcs
B20	40pcs	100pcs	C20	40pcs	100pcs
			D16	32pcs	80pcs

Installation Precautions

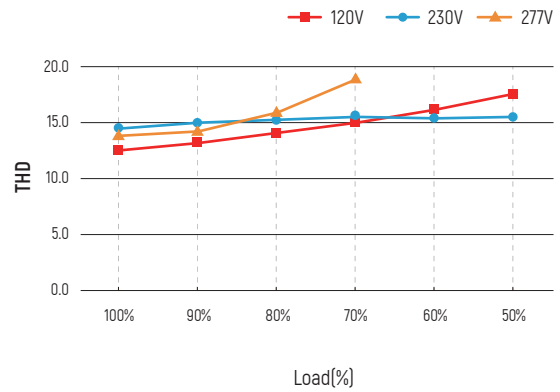


Please do not stack the products. The distance between two products should be >12cm so as not to affect heat dissipation and the lifespan of the products.

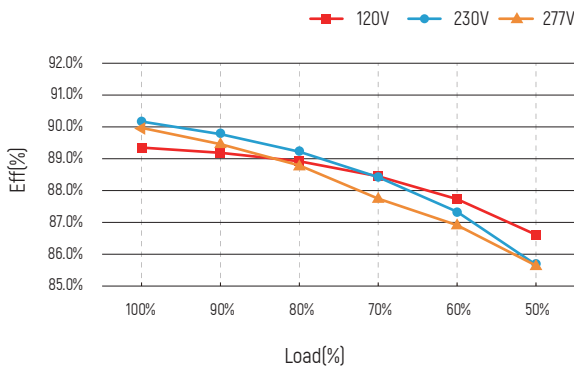
PF vs. Load



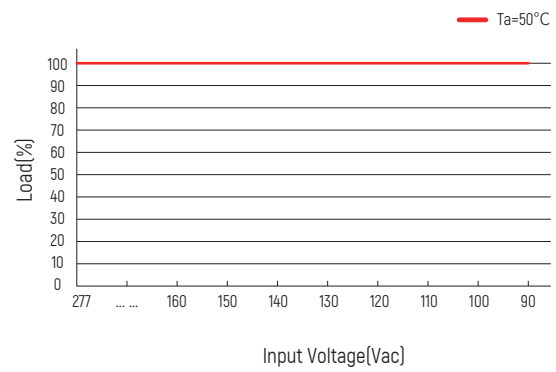
THD vs. Load



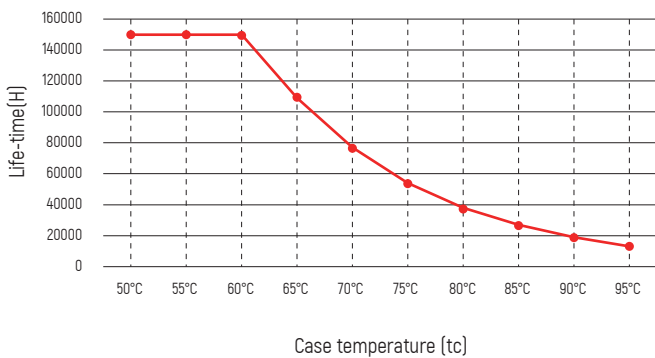
Efficiency vs. Load



Derating Curve



Life-time vs. case temperature



The life-time of the led driver is shown in the figure above (calculated based on the 90% survival rate).
The relation of tc ta temperature depends also on the luminaire design.

Cautions

This product must be installed and adjusted by a qualified professional.		
1	Confirmation of installation conditions	<ul style="list-style-type: none"> · Waterproof and Protection: Install in a suitable location according to the waterproof and protection requirements of the power supply. Products without waterproof function should be protected from direct sunlight and rain. When installing outdoors, please use a waterproof box for protection. · Heat dissipation requirements: The drive power supply should avoid exposure to high temperature environments. Please ensure that the working environment temperature is within the recommended range. To ensure proper heat dissipation of the drive power supply, a well ventilated area should be selected for installation. Good heat dissipation conditions can help extend product lifespan.
2	Power check	<ul style="list-style-type: none"> · Before use, check the product parameters and confirm that the output voltage and current of the LED power supply meet the requirements
3	Safe wiring	<ul style="list-style-type: none"> · Use cables that meet the specifications to ensure that the cross-section of the wire matches the requirements of the driving power supply. Solid cables typically measuring 0.75-2.5 mm², (Please refer to the silk screen printing or wiring diagram in the instruction manual for specific wire diameter requirements). · If the power supply (metal casing) is installed on a grounded lighting component or equipment, the power supply needs to be grounded. · To avoid hot swapping, power off and restart the driver before connecting the LED load.
4	Wiring confirmation	<ul style="list-style-type: none"> · Before power on debugging, ensure that the wiring is secure and avoid poor contact to prevent unstable current or equipment damage.
5	Repair suggestions	<ul style="list-style-type: none"> · If the product malfunctions, please do not repair it without authorization. If you have any questions, please contact the supplier or sales team for assistance.

※ The contents of this manual are updated without prior notice. If the function of the product you are using is inconsistent with the instructions, the function of the product shall prevail.

Please contact us if you have any questions .

Warranty Agreement

1. Warranty periods from the date of delivery : 5 years.
2. Free repair or replacement services for quality problems are provided within warranty periods.

Warranty exclusions below:

The following situations are not covered by the free warranty or replacement service:

1. Exceeding the warranty period.
2. Damage caused by human factors such as high voltage, overload, and improper operation.
3. The appearance of the product is severely damaged or deformed.
4. Normal wear and tear or aging during regular product use.
5. Damage caused by natural disasters or force majeure factors.
6. The quality inspection label of the product is damaged (QC PASS).
7. No contract or valid invoice proof signed with EUCHIPS has been provided.

※ Remedies: Repair or replacement is the only remedy provided by EUCHIPS to the customer, and EUCHIPS shall not be liable for incidental damages arising from repair or replacement, unless within the scope of applicable law.

※ Adjustment of Warranty Terms: EUCHIPS reserves the right to modify or adjust the warranty terms, which shall be published in writing.