

EULP30AS-1WPC

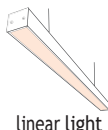
Product Feature

- Supports tri-mode dimming (0/1-10V active signal, adjustable resistor, PWM signal)
- Wide input voltage range: 120VAC - 277VAC
- Short-circuit protection, overload protection, over-voltage protection, Temperature protection(100±10℃)
- Auxiliary power supply: 12VDC, 200mA max.
- 50,000-hour lifespan @ Tc=85℃, 5-year warranty
- Driver applied in dry and damp enviroment

Programming Features

- Drive Current (10mA adjustment)
- Dimming curves (Linear and logarithmic adjustable)
- Dim-to-off voltage: (0.7V, 1.0V, 1.2V, or N/A).
- Hot reversal temperature (100 ± 10 °C)

Application



linear light

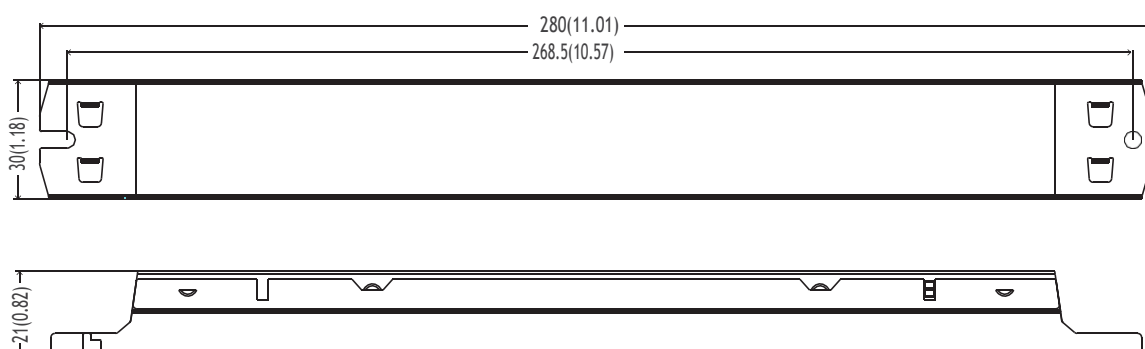


Technical Parameters

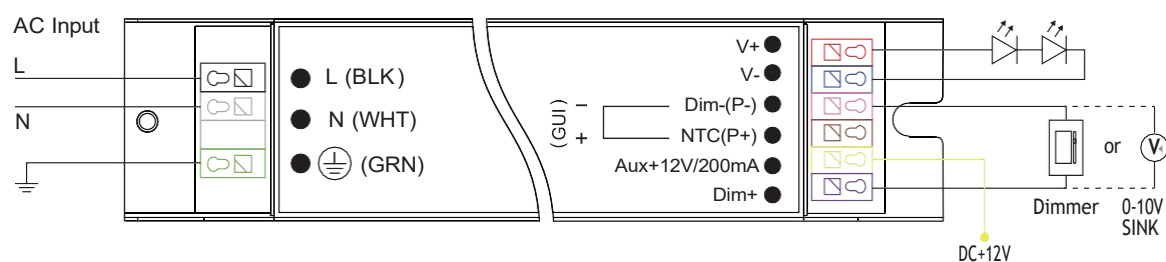
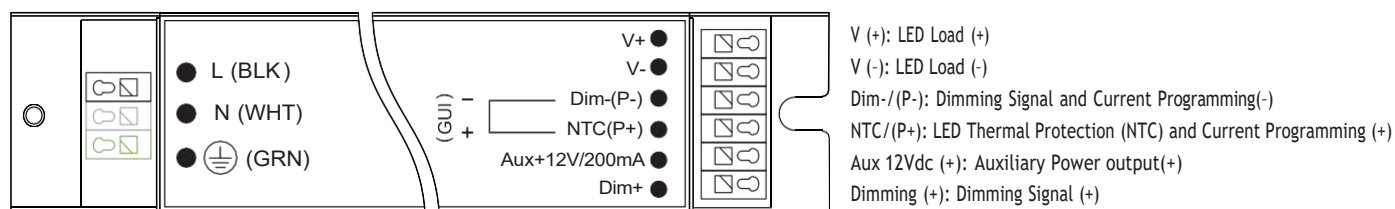
Model	EULP30AS-1WPC	
Input	Efficiency	≥87%@120VAC,满载
	Rated Voltage	120-277VAC
	Frequency Range(Hz)	50/60Hz
	Electric current(Typical)	0.28A@120VAC 0.13A@277VAC
	PF	≥0.90@120VAC, 277VAC, Full load
	THD	≤10%@120VAC, ≤20%@277VAC
	Surge current	Cold start, 18.00A@120VAC 14us, 42A@277VAC 5us
	Standby power	<2.5W
	No-load power consumption	<2.5W
	Start delay	0.5s@120VAC, (When the light starts to illuminate)
Output	Current Range	100-1050mA (Default Current:1050mA)
	Current Accuracy	±5%
	Output voltage range	10-55VDC
	output power	30W max
	Output channel	1
	Over power limit	≥110%
	Ripple factor	≤300mV
	Frequency	20KHz PWM
Function	Dimming Type	0-10V
	Dimming Range	1%-100%
	Dimming curve	Linear/Logarithmic Adjustable
	Flicker	Flicker free
Protection	Overvoltage	Shut down output, Auto-recovery after Fault Clearance
	Overload	Reduce current burp protection, Auto-recovery after Fault Clearance
	Overvoltage	Shut down output, Auto-recovery after Fault Clearance
	Over Temperature	Reduce current burp protection, Auto-recovery after Fault Clearance
Safety& EMC	Surge	L-N: 2.0kV L-N-PG: 4kV
	Withstand Voltage	I/P-O/P:2000Vac/1min/<5mA I/P-PG:1500Vac/1min/<5mA O/P-PG:500Vac/1min/<5mA
	Safety Standards	UL8750, CSA-C22.2 No.250.13, US LED Driver Class 2, UL Class P
	EMI	FCC 47CFR Part 15 CClassA
	Insulation impedance	10MΩ

Others	Working Temp.	(-20~+50) °C [-4° F~122° F]
	Storage Temp., Humidity	(-40~+90) °C [-40° F~194° F] · 20%-90%RH
	tc	90°C(194° F)
	Material	Metal
	IP Rating	IP20
	Lifetime	50,000h@tc85°C (185° F)
	Warranty Condition	5years
	Switch Cycle	>25,000 times
	Packaging size (weight)	Net weight: 212g
	size	280×30×21mm (11.01×1.18×0.82 Inch) (L*W*H)

Dimension: Inch(mm)



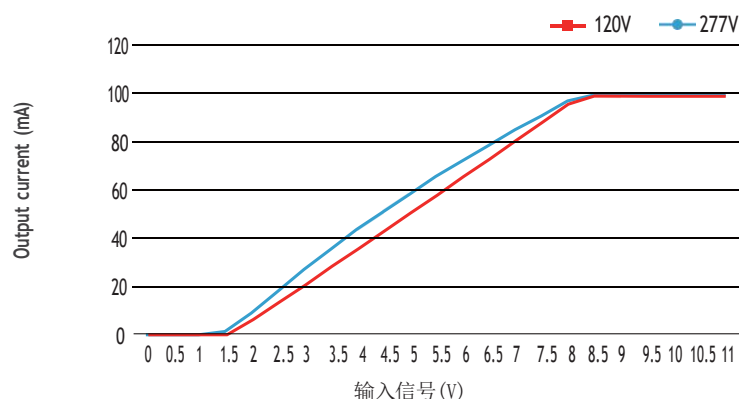
Wiring Diagram



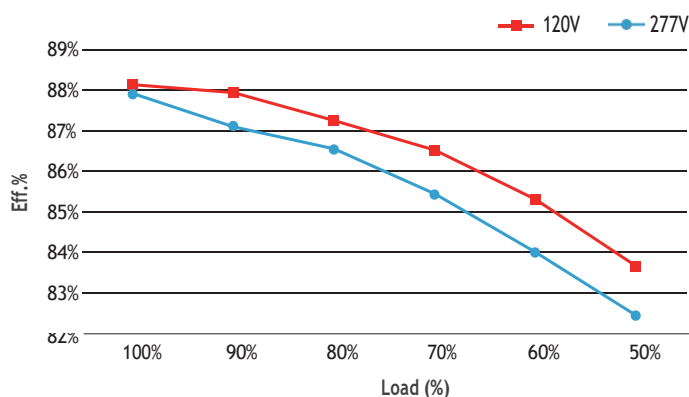
Wire Specs $\phi 0.5-1.5\text{mm}^2$ Use solid copper wireonly: 18-20 AWG

WARNING: Install in accordance with National and Local Electrical Codes
Use Solid Copper Wire Rated $\geq 300\text{V}$

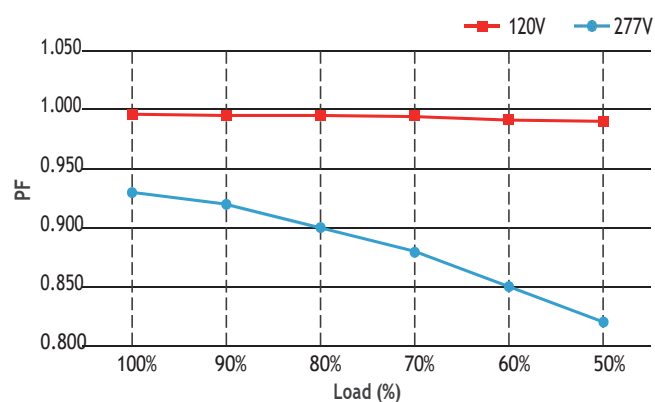
Dimming curve



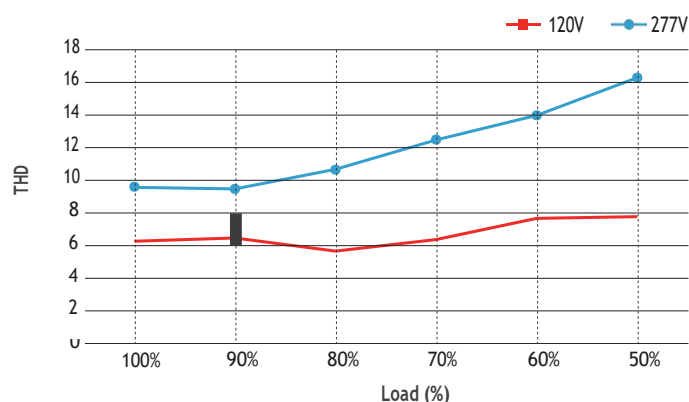
Efficiency vs Load Curve



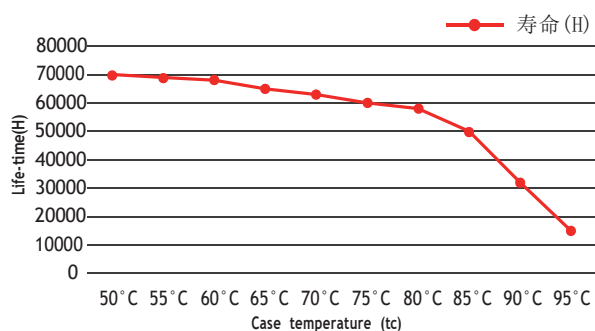
PF vs Load Curve



THD vs Load Curve



Life-time vs. case temperature



The life-time of the led driver is shown in the figure above
(calculated based on the 90% survival rate).

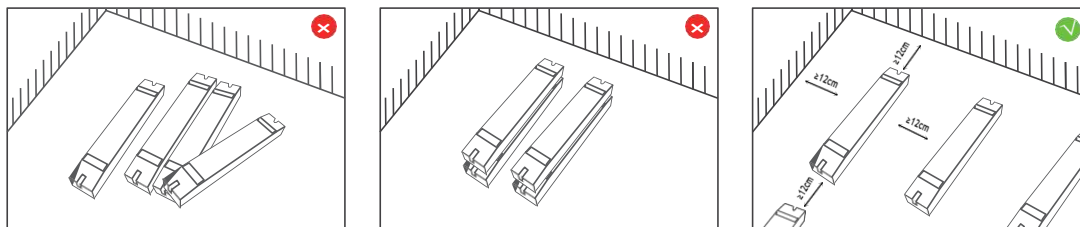
The relation of t_c to t_a temperature depends also on the luminaire design.

Max. quantity of drivers per miniature circuit breaker

Specification item	Value	Value	Condition
Inrush current I_{peak}	54.2 A (120V)	94.4 A (347V)	Input Voltage 120V/347V
Inrush current T_{width}	39 us (120V)	37 us (347V)	Input Voltage 120V/347V, measured to 50% I_{peak}

MCB	Input Voltage 120V Drivers	Input Voltage 277V Drivers	MCB	Input Voltage 120V Drivers	Input Voltage 277V Drivers
B10	12pcs	26pcs	C10	12pcs	26cs
B13	16pcs	34pcs	C13	16pcs	34pcs
B16	20pcs	42pcs	C16	20cs	42pcs
B20	25pcs	52pcs	C20	25pcs	52pcs
			D16	20pcs	42pcs

Installation Precautions



Please do not stack the products. The distance between two products should be $\geq 12\text{cm}$ so as not to affect heat dissipation and the lifespan of the products.

Cautions

This product must be installed and adjusted by a qualified professional.		
1	Confirmation of installation conditions	<ul style="list-style-type: none"> · Waterproof and Protection: Install in a suitable location according to the waterproof and protection requirements of the power supply. Products without waterproof function should be protected from direct sunlight and rain. When installing outdoors, please use a waterproof box for protection. · Heat dissipation requirements: The drive power supply should avoid exposure to high temperature environments. Please ensure that the working environment temperature is within the recommended range. To ensure proper heat dissipation of the drive power supply, a well ventilated area should be selected for installation. Good heat dissipation conditions can help extend product lifespan.
2	Power check	<ul style="list-style-type: none"> · Before use, check the product parameters and confirm that the output voltage and current of the LED power supply meet the requirements
3	Safe wiring	<ul style="list-style-type: none"> · Use cables that meet the specifications to ensure that the cross-section of the wire matches the requirements of the driving power supply. Solid cables typically measuring $0.75\text{-}2.5\text{ mm}^2$, (Please refer to the silk screen printing or wiring diagram in the instruction manual for specific wire diameter requirements). · If the power supply (metal casing) is installed on a grounded lighting component or equipment, the power supply needs to be grounded.
4	Wiring confirmation	<ul style="list-style-type: none"> · Before power on debugging, ensure that the wiring is secure and avoid poor contact to prevent unstable current or equipment damage.
5	Repair suggestions	<ul style="list-style-type: none"> · If the product malfunctions, please do not repair it without authorization. If you have any questions, please contact the supplier or sales team for assistance.

※ The contents of this manual are updated without prior notice. If the function of the product you are using is inconsistent with the instructions, the function of the product shall prevail. Please contact us if you have any questions .

Warranty Agreement

1. Warranty periods from the date of delivery : 5 years.
2. Free repair or replacement services for quality problems are provided within warranty periods.

Warranty exclusions below:

The following situations are not covered by the free warranty or replacement service:

1. Exceeding the warranty period.
2. Damage caused by human factors such as high voltage, overload, and improper operation.
3. The appearance of the product is severely damaged or deformed.
4. Normal wear and tear or aging during regular product use.
5. Damage caused by natural disasters or force majeure factors.
6. The quality inspection label of the product is damaged (QC PASS).
7. No contract or valid invoice proof signed with EUCHIPS has been provided.

※Remedies: Repair or replacement is the only remedy provided by EUCHIPS to the customer, and EUCHIPS shall not be liable for incidental damages arising from repair or replacement, unless within the scope of applicable law.

※Adjustment of Warranty Terms: EUCHIPS reserves the right to modify or adjust the warranty terms, which shall be published in writing.