PRECISION IN LIGHTING CONTROL



EUCHIPS

www.euchips.com

WeChat Official Account

South China Product Experience Center of Shanghai Euchips
Add: D1-26, International Lighting Fittings City, No.1, Huating North Road, Guzhen, Zhongshan

SHANGHAI EUCHIPS INDUSTRIAL CO., LTD.
ADDR: 309, 3rd Floor, No. 1929 Lianhua South Road, Minhang District, Shanghai, China

China Factory
NO.7667, Linhu Avenue, Lili Town, WuJiang District,Suzhou

Vietnam Factory
Lot CN-05 (factory rental of Alpha Green Tech Vina Co., Ltd.), Hoa Phu Industrial Park, Chau Minh Commune, Hiep Hoa District, Bac Giang Province, Vietnam

HK Office
Room 06,8th floor,Global Plaza,No 1 Sha Tsui Road, Tsuen Wan,Hong Kong

LA Office
12328 Valley Blvd,#B,El Monte,CA,91732

TEL: 0086-21-61611461 Email: sales@euchips.com
FAX: 0086-21-61267005 Http://www.euchips.com

This document contains proprietary technical information which is the property of Shanghai Euchips Industrial Co, LTD.
Copying, using or communication of the contents are forbidden without authorizations. All specifications supplied herein are subjects to changes without notice at any time.
There might be differences between the pictures herein and real products.

Version：10.2026

LED Dimmable Driver Lighting Control System

SHANGHAI EUCHIPS INDUSTRIAL CO., LTD.

Euchips General information

Precision in Lighting Control



CONTENTS

Introduction

1–12 EUCHIPS Introduction
13–18 Projects
19–32 Products Family
33–40 Products Roadmap
41–52 Driver selection

DALI

53–74 DALI Series
55-56 Constant Voltage DALI Drivers
57 DALI Constant Voltage Tunable White
58 Ultra-Thin Waterproof Dimmable Drivers
59-62 DALI Constant Current Drivers
57 DALI Constant Current Tunable White
64 DALI D4i Constant Current Drivers
64 DALI Waterproof Constant Current Drivers
65 DALI signal Amplifier
65-66 DALI Control Panel
66 DALI Master Controller
67 Power Supply
67 DALI Constant Current Decoder
67 DALI/DMX to 0/1-10V Constant Current Decoder
68 DALI Scene/Group Input Module
68 DALI To 0-10V Dimmable Controller
69-70 DALI&1-10V Five In One Dimmable Drivers
71 Constant Voltage Dimmable Decoders
71 DALI & 0-10V Dimmable Controller
72 Relay Switch Controller
73 EU-BUS & DALI Gateway
74 DALI & Phase Cut Dimmable Controller

Phase-Cut

75-84 Phase-Cut Series
77-78 Constant Voltage Phase-Cut Drivers
79-80 Constant Current Phase-Cut Drivers
81 Phase-Cut/ELV Panel
82 Triac/ELV Master Controller
82 SCR Dimmable Compensator
82 0-10V to Phase-cut Controller
83 Phase Cut Dimmable Controller
84 SCR Power Amplifier

0/1-10V

85–100 0/1-10V Series
87-88 Constant Voltage Dimmable Drivers
89 Ultra-Thin Waterproof Dimming Driver
90-92 Constant Voltage Tunable White Drivers
92 Constant Current Tunable White Drivers
93 CC Dimmable Drivers - ANS Series
94 Japan PSE Constant current dimmer drivers
95 Panel Controller
95 Analog Signal Amplifier
96-97 DALI/1-10V Five In One Dimmable Drivers
98 Power Amplifier
99 Constant Voltage Dimmer
99 Relay Switch Controller
100 DALI/DMX to 0-10V Controller
100 DMX to 0-10V Controller

DMX

101–112 DMX Series
103 Constant Voltage DMX Decoders
104 Constant Current DMX Decoders
105 Constant Voltage DMX Drivers
105 Constant Current DMX Drivers
106 DMX Signal Splitter
106 RDM Stand Alone Controller
107 DMX Touch Panel Controllers
108 DMX Signal Converter
109 DMX Master Controller
110 Relay Switch Controller
111 DMX & Phase Cut Dimmable Controller
112 DMX To 0-10V Dimmable Controller

KNX

115 BUS Power Supply / KNX/IP Router
116 DALI Gateway/Ionput/Output Module
117 Curtain Module
117 0-10V Dimming Controller
118 TRIAC Dimming Controller
119 Switching Actuator Module
120 Smart Display Panel
121 Multi-Function Bus Control Gateway
122 Sensor
123-126 Panel

Universal LED Drivers

127-162 Universal LED Drivers (Mainly for North America)
129-138 ARC 5-96 W Series
139 0-10V Constant Current LED Drivers-PUP
140 0-10V CC Dimmable Drivers-ANS
141 0-10V CC LED Drivers-EULP
142 0-10V&Triac CC Dimmable Drivers-EULP
143 0-10V&Triac CC Dimmable Drivers-PUP
144 0-10V&DALI CC Dimmable Drivers-CUP
145 0-10V&DALI CC Dimmable Drivers-SUP
146 0-10V&Triac CV Dimmable Drivers-OWP/MUP
147 0-10V CV Dimmable Drivers-MUP/OWP
148 0-10V&DALI CV Dimmable Drivers-MUP
148 0-10V, Triac Dimmer
149 Triac/ELV CC LED Drivers-PUP
150 DALI CC LED Drivers-PUP
151 DALI D4i CC Dimmable Drivers - EULP
152-153 DALI/DMX CV Dimmable Drivers-MUP
154 Enclosures For Remote Dimming Drivers
156-162 ON/OFF CV Dirvers

Magnetic Suction

163–168 Magnetic suction Driver Series
165–166 DALI Constant Current LED Drivers
167 0/1-10V Constant Current LED Drivers
168 LED Constant Voltage Drivers

Non-Dimmable

169–188 Non-Dimmable LED Drivers Series
170 Ultra-Thin Waterproof Driver Series
171-172 ES Constantt Voltage Driver
173 Slim LED Drivers Driver
174 DLRS Constant Voltage Driver Series
175 DPC/AWS Constant Voltage Driver Series
176 DLP Constant Voltage Driver Series
177 DLP-B DLPE-B Constant Voltage Driver Series
178 PEE Constant Voltage Driver Series
179-180 LM/LME Constant Voltage Driver Series
181 UCS Constant Voltage Driver Series
181 Rainproof Switch Drivers
182 PUS Constant Current Driver Series
182 PUP Constant Current Driver Series
183 SCP Constant Current Driver Series
183 NFC Constant Current Driver/Slow Start Driver
184 DULP Constant Current Driver Series
185 DPE Constant Current Driver Series
185 PCE Constant Current Driver Series
186 LTP Constant Current Track Driver Series
187 PWE+RWP Constant Current Driver Series
188 SCS+DEE Constant Current Driver Series

Wireless

189–202 LED Wireless Series
191–192 Color-Temperature Remote Control Series
193–194 24G LED Wireless Driver
195 Zigbee to 0-10V Dimmable Controller
196 Zigbee Constant Current Dimmable Drivers
196 Zigbee Constant Current Tunable White Drivers
196 Zigbee Constant Voltage Tunable White Drivers
197 Bluetooth Constant Current Tunable White Drivers
197 Bluetooth Constant Voltage Tunable White Drivers
198 Bluetooth Magnetic suction Driver Series
199-200 Casambi Controller
201 Casambi Drivers
202 Wiz Pro Dimmable Module



COMPANY INTRODUCTION

Euchips was first established in 2005, has devoted in lighting control products and systems for 20 years. After years of development, Euchips It is a national high-tech enterprise (Certificate No.:GR201831000716) .

Euchips always focuses on the innovation and development. Our professional and experienced R&D team accounts for over 20% of the whole company employees. Euchips has achieved over 90 patents. and also been awarded National High-Tech Enterprise in 2015, one of the TOP 10 Intelligent Lighting Brand in 2016 and outstanding cooperation of Shanghai Lighting Technology. Nowdays The products have obtained certifications with CE-LVD, CE-EMC, CB, ENEC, SAA, 3C etc., and they have been exported to over 90 countries and regions.

Euchips offers a full range of lighting control product portfolios including DALI, 0-10V, Triac, DMX512, wireless & smart drivers, dimmers and control systems. Our slogan is 'Universal compatibility, None-flickering', Our product are widely used in hotels, bars and night clubs, residential areas, commercial buildings, offices around the world.



New Chance

Thanks to the dramatic growth in sales, Euchips is urged to expand, starting with its second modern factory in Suzhou. This new factory covers an area of 12 acres, will be mainly for LED driver production on large scales. The Shanghai factory will continue to function for lighting controllers, system accessories and etc. With improved volume and flexibility of manufacturing, the intimate coordination of the two factories will be continuously providing quality, efficiency and satisfaction to old and new customers.

Culture

Mission Statement :
Command each lamp and all the lights to save energy and make them shining with charms of artistry.

Expectation(s) in our perspectives:
To create a unique experience for users and a successful opportunity for employees

Our Industrial Culture and Management Philosophy:
Keeping innovative thinking in mind and strive for outstanding products and services

Our Concept of Values:
To undertake employment responsibilities for the society and create a successful environment for employees

Our Spirit:
Innovation, Honesty, Equality, and Responsibility
Be innovative, diligent, professional, pragmatic, responsible and pursuing mutual benefit and win-win situation

Euchips General information

Produce Line















Euchips has professional production team with complete SMT lines, advanced high speed chip mounter， soldering and test equipment， automatic production，to maintain consistency in production； we strictly control the quality inspection from raw material to finished product.

1. Universal Auto Insert Machine: Components automatically inserted to PCB, accurate and efficient.

2. Screen Printing
Auto Screen Printer: Solder Paste printed to PCB automatically.

3. 4 JUKI SMT Machines
2 panasonic NPM high speed SMT machires

4.total 10 burning testers to burn erery produts

5. Automatic AOI visual inspection, which ensures every material properly used, material and PCB welding spot no lack of tin, insufficient solder and solder skips.

6.Two dip lines with six ATE testers

Guangzhou Exhibition 2026









Excellence Award of the China LED Original Innovation Award



Certificates



High-tech enterprises



Top 10 smart lighting brands



Top 10 smart lighting brands



Excellent technology award



ISO 9001:2015 Certification



Utility Model Patent Certificate



Software copyright patent certificate



Patent certificate of appearance

Certificates



High-tech Achievements of Shanghai Municipality Transformation project



Shanghai Pudong Intelligence Illumination Federation - Member Unit



China's lighting industry Excellent supplier enterprise



The 5th China LED Initiative Award The Most Potential Award



Lighting technology and application trend in Shanghai Excellent cooperative enterprise of the forum



Made in China network certification supplier



40 intelligent lighting forum member enterprises



Quality management system certification certificate

Development History

2026
· accumulate energy and wait for action ,
work hard to press ahead , we invite you to enjoy it .

2025
· Establishing a Shenzhen factory
· Top 10 smart power supply brands

2024
· Establishing a Vietnam factory
· Establishment of offices in the United States and Hong Kong

2023
· Top 10 smart power supply brands
·DALI Alliance highly good award

2022
· Champion in power supply category
· Top 10 power supply brands
· Top 50 export brands · "Specialized and innovative" enterprises;
· Winner of DALI Lighting Award

2021
· Best technology award
· The distributors are covered in the majoy cities in China
· China Lighting Industry - Champion of LED Dimmable Drivers

2020
· Set up South China Product Experience Center
of Shanghai Euchips
· China Lighting Industry - Champion of LED Dimmable Drivers

2019
The distributors are covered in the majoy cities in China

2018
· <Intelligent LED Dimmable Drivers> has
been accredited by Shanghai new and
high-technology transformation
achievements. No.: 001014418000357
· Join DALI2.0

2017
· Won Alighting "Excellent Technology Award"
· R&D Centers in Shenzhen, Zhuhai, Suzhou

2016
· Became a member of KNX
manufacturer
· Won China 2016 Intelligent
Building Brand Adward

2015
· High-Tech Enterprise Certificates
(Certificate Number: GR201831000716)

2013
· Parternership with WANDA

2012
· 'Smart Phase-Cut' launched leading the market
· Goverment STCSM Funding
· Enter DALI Organization

2010
· ODM DMX
controllers for PHILIPS.

2008
· Renamed as Shanghai
Euchips Industrial Co., Ltd
· DMX System

2005
· In June,Euchips established

China agency



The south China sea

Northeast Region
Shenyang Office, Dalian Office

North China region
Beijing Office, Tianjin Office, Shijiazhuang Office, Taiyuan Office, Zhengzhou Office, Xian Office

East China district
Hangzhou Office, Nanjing Office, ningbo Office, Shanghai Office, Hefei Office, Qingdao Office

Central China regio
Chengdu Office, Changsha Office, Wuhan Office, Chongqing Office

South China district
Kunming Office, Guangzhou Office, Zhongshan Office, Zhuhai Office, Guangzhou Office, Shenzhen Office, Huizhou Office, Xiamen Office, Nanchang Office

Project References

Morpheus luxury City of Dreams Macau





Cost 1.1 billion US dollars (equivalent to RMB 6.5 billion)

28,000 tons of steel structure, 4 times the iron consumption of the Eiffel Tower;

48,000 square meters of glass, enough to mount 120,000pcs of "Mona Lisa's Smile";

70,500 square meters of reinforced concrete, more than 28 Olympic standard swimming pools;

This is The Morpheus Hotel in Macau.

"Morpheus" means "God of Dreams" in Greek, and Morpheus Hotel probably wants to weave dreams for travelers from all over the world.

The steel bars of the white skeletal structure wrap the building full of "futuristic sense", allowing it to jump out of the same glass exterior building. It has a strong visual impact and breaks through the traditional exaggerated shape. And also it has undergone a disruptive upgrade.

In the hotel, more than Euchips'15,000 constant voltage LED dimmable drivers are used in various intelligent lighting control occasions. This is also the second Zaha Hadid work completed by Euchips. The last one is the Changsha Meixihu International Culture and Art Center.

Products: EUP40T-1H12V/24V-0 (6531pcs)
EUP75T-1H12V/24V-0 (3371pcs)
EUP150T-1H12V/24V-0 (6022pcs)

Quantites: Totally 15,924pcs



EUP40T-1H12V/24V-0



EUP75T-1H12V/24V-0



EUP150T-1H12V/24V-0

Subway Intelligent lighting





Because of the strict requirements for safety of subway lighting, in principle, the defect rate is less than one in 100,000. Euchips'LED driver has withstood this test in many subway projects and continues to win more choice from subway projects.

SHENZHEN	HANGZHOU	HEFEI	NINGBO
Line 5	Line 4	Line 3	Line 3
Line 8	Line 5	Line 4	Line 4
Line 9	Hanglin Line		
Gangxia Line			

Shijiazhuang	Fuoshan	Guangzhou
Line 2	Line 2	Line 11
Line 3		

Project References

Project References

















Xinhongji mall, Shanghai huaihai road
Ningbo dongqian lake - baiyue hotel
Beijing grain shop – licheng KTV
Shandong weifang, weichai power
Wanda, nanchang, jiangxi
Wanda - jiangning area, nanjing in jiangsu

Changbaishan Wanda
Dalian langting hotel
Beijing yansha bridge - the four seasons hotel
The raffles hotel in sanya
Beijing yongli building
Dandong wanda, liaoning

Wanda jiahua, Wuhan
Wanda ruihua, wuhan
Hangzhou huanglong hotel
Beijing shijingshan wanda pullman hotel
The third space of tangshan
The courtyard on the Beijing canal

Orange county, Beijing
Guangzhou zengcheng wanda
Inner Mongolia chifeng wanda
The marriott hotel in Shanghai Baohua
Beijing international trade three period
Wanda, weifang, shandong

Hangzhou xiaoshan Hilton Hotel
Shanghai Ruxin exhibition hall
Chengde jiahua hotel
Zhejiang jinhua wanda
Qingshuiwan holiday inn, Hainan
Dongguan wanda

Greentown westin hotel, haikou
Crowne plaza, xi 'an
Crowne plaza, sanya
Qinhuangdao shangri-la hotel
Kunming wanda
The changzhou Hilton Hotel

Beijing guili hotel
The jingguang center in Beijing
Shangri-la hotel, nanjing
Hilton Hotel in Tianjin world trade
Jingzhou wanda, hubei
Maanshan wanda

Project References

Project References

















The kempinski hotel in guangzhou
The 12th meeting of lake cuihu manor in xiamen lake
The hainan museum
Millennium hotel chengdu
Ningbo hengyi square
Shenzhen center
Guangdong pearl

Zhuhai changlong international sea resort area
Rich hotel, north sea, guangxi
Yiwu kaiyuan hotel
The marriott hotel
Guangzhou's rich flower holiday inn
Chongqing fuli kaiyue
The futian Tairan building in Shenzhen

The cross-strait lighting experience museum
Shenzhen peace building
The futian shangri-la hotel in shenzhen
The four seasons hotel in shenzhen
The Ritz-Carlton hotel in shenzhen
Shenzhen imperial court center

Shenzhen zhongzhou building
The futian Hilton Hotel in shenzhen
Luohu shangri-la hotel, shenzhen
Shenzhen kingkey 100
Shenzhen China mobile building
Shenzhen donghai international

Shenzhen happy coast
Shenzhen marriott hotel
Shenzhen bay mansion
The shekou Hilton Hotel in shenzhen
The lvcheng Sheraton hotel in shenyang
The fairmont hotel in Nanjing jinao building

Shanghai jing 'an shangri-la hotel
Shanghai xintiandi - the andshi hotel
Shangri-la hotel, nanchang
The new world hotel in chongwenmen, Beijing
The new world hotel in chongwenman, Beijing
The jiali center in Shanghai pudong

DALI Series

Constant Voltage DALI Driver Series



DALI&1-10V Five-in-one Dimmable Drivers (Constant Voltage)



DALI Constant Voltage Tunable White DT8

Tunable White



DALI Constant Current DALI Driver Series



DALI&1-10V Five-in-one Dimmable Drivers (Constant Current)



DALI Constant Current Tunable White DT8

Tunable White



EUP12D-2HMC
12W (120-350mA)
EUP20D-2HMC
20W (350-700mA)
73P



EUP25D-2HMC
25W (350-700mA)
EUP30D-2HMC
30W (500-850mA)
73P



EUP42D-1HMC
42W (650-1000mA)
73P



EUP15D-2HMC
15W (280-450mA)
EUPS15D-2HNC-D
15W (280-450mA)
73P



EUP12D-2HMC-0
12W (120-350mA)
EUP20D-2HMC-0
20W (350-700mA)
73P



EUP40D-2HMC-0
40W (500-800mA)
73P



EULP50D-2HMC-0
50W (900-1400mA)
EULP85D-2HMC
85W (1100-1800mA)
73P

DALI Dimmer

DALI Dimmable Panel



DALI-P02
65P

Tunable White Dimmer

DALI-P03
65P



DALI-P03-A
65P



DALI-CCT
66P



DALI-P40D
66P

DALI Tunable White (RGB)Panel



DALI-P05
66P

DALI to Phase Cut Signal Converter



DALI-A01
DALI-A02
65P

DALI Master Controller



DALI-200
DALI2.0 \DT8
66P

DALI Bus Power Supply



DALI-130
DALI-130-U
67P

DALI Constant Current Decoder



DSC4LMC
65W (350-700mA)
67P

DALI Constant Current Decoder



EUDD-4A
2W (50mA*4)
67P

DALI to Phase Cut Signal Converter



DALI-GSC-5
67P



DALI6000
68P



DALI-GSC-4
68P



DALI-T01
DALI-T02
68P

DALI to 0/1-10V Converter



EUD-A02
68P

Constant Voltage DALI Decoder Series



DALI6010
DC 10A*1CH
71P



DALI6002E1
DC 8A*2CH
71P



DALI6003E1
DC 6A*3CH
71P



DALI6004
DC 5A*4CH
DALI6005
DC 5A*5CH
71P



DIM101D-DIN
DC 10A*1CH
71P

DALI & 0/1-10V Dimmable Controller



EUR0420
20A*4CH
71P

DALI & Phase-Cut Dimmable Controller



EUMA0405-DDL
20A*4
74P



EUT0802-DDL
2A*8
74P

Relay Switch Controller



EUR0820-DDL
20A*8CH
72P



EUR1220-DDL
20A*12CH
73P

EU-BUS & DALI Gateway



EUG-DALI-2
64*2
73P



EUG-DALI
73P

Phase-Cut Series

Constant Voltage Dimmable Driver Series



EUP12T-1W12V-1
12W 12V
EUP12T-1W24V-1
12W 24V
78P



EUP200T-1H12V-0
200W 12V
EUP200T-1H24V-0
200W 24V
77P



LCP75T-1H12V
75W 12V
LCP75T-1H24V
75W 24V
77P



OWP75T-1H24V
75W 24V
77P



EULP75T-1H24V
75W 24V
77P

OWP120T-1H24V
120W 24V
77P

OWP150T-1H24V
150W 24V
OWP240T-1H24V
240W 24V
77P

LCP150T-1H12V
150W 12V
LCP150T-1H24V
150W 24V
77P

LCP150T-1H36V
150W 36V
LCP150T-1H48V
150W 48V
LCP240T-1H24V
240W 24V
77P

EULP150T-1H24V
150W 24V
77P

MUP60T-1W12V
60W 12V
MUP60T-1W24V
60W 24V
77P

MUP96T-1W12V
96W 12V
MUP96T-1W24V
96W 24V
77P

DUCN100AT-1H12V
100W 12V
DUCN100AT-1H24V
100W 24V
77P

DUCN200AT-1H24V
200W 24V
DUCN200AT-1H48V
200W 48V
77P

MWS320T-1H24V
320W 24V
IP20
78P

Constant Current Dimmable Driver Series

EUP10T-1HMC-0-120
10W (120-350mA)
EUP10T-1HMC-0-350
10W (350-700mA)
80P

EUP12T-1HMC-0
12W (200-350mA)
73P
EUP12T-1HMC-0
12W (180-300mA)
79P

EUP15T-1HMC-0
15W (350-500mA)
79P

EUP10T-1HMC-0
10W (120-300mA)
EUP20T-1HMC-0
20W (350-700mA)
79P

EUP12T-1HMC-200
12W (200-350mA)
EUP15T-1HMC-280
15W (280-450mA)
80P

EUP15T-1HMC-280
15W (280-450mA)
80P

EUPS10T-1HMC-120
10W (120-350mA)
EUPS10T-1HMC-350
10W (350-700mA)
80P

EUPS12T-1HMC-200
12W (200-350mA)
80P

EUPS15T-1HMC-280
15W (280-450mA)
EUPS15T-1HMC-350
15W (350-700mA)
80P

EUPS20T-1HMC
20W (350-700mA)
80P

EUP30T-1HMC-0
30W (600-900mA)
80P

EUP45T-1WMC-0
45W (500-1050mA)
80P

EUP60T-1HMC-0
60W (900-1400mA)
80P

PUP10T-1LMC-350
10W(120-350)
PUP10T-1LMC-700
10W(350-700)
79P

PUP20T-1LMC
20W (350-700mA)
79P

PUP40T-1LMC-850
40W(500-850)
PUP40T-1LMC-1200
40W(850-1200)
79P

EUP30T-1HMC-0
30W (550-900mA)
79P

PCS10T-1HMC
10W (150/180/210mA)
PCS15T-1HMC
15W (250/300/350mA)
79P

DPC20T-1H500C
20W (500mA)
DPC30T-1H700C
30W (700mA)
DPC40T-1H900C
40W (900mA)
79P

AWS10T-1H250C
10W (250mA)
AWS15T-1H350C
15W (350mA)
AWS20T-1H500C
20W (500mA)
AWS30T-1H750C
30W (750mA)
AWS40T-1H1050C
40W (1050mA)
79P

Phase-Cut Panel Controller Series

Walldim105E1
81P

Walldim108W
81P

Walldim109W
81P

Phase-Cut CV Dimmer

DIM105
DC 15A*1CH
82P

SCR Dimmable Compensator

Triac Bleeder TB01
82P

0-10V to Triac/ELV

EUA-T0110
82P

Phase Cut Dimmable Controller

EUMA0405-DDL
20A*4
83P

EUT0802-DDL
2A*8
83P

SCR Power Amplifier

EUPB0105
EUPB0110
84P

EUPB0205
84P

0-10V/1-10V Series

Constant Voltage Dimmable Driver Series



EUP12A-1W12V-1
EUP12A-1H12V-1
MR16 12W 12V
87P



LCP75A-1H24V
75W 24V
LCP120A-1H24V
NEW 120W 24V
88P



LCP150A-2W24V
150W 24V
LCP75A-2W24V
75W 24V
88P



LCPN150A-1H24V
NEW 75W 24V
88P



LCP150A-1H24V
150W 24V
LCP240AD-1H24V
240W 24V
88P



LCP320AD-1H24V
320W 24V
88P



DUCN100AT-1H12V
100W 12V
DUCN100AT-1H24V
100W 24V
DUCN200AT-1H24V
200W 24V
87P



UWP75A-1M12V
12V
UWP75A-1M24V
24V
IP67
89P



UWP100A-1M12V/24V
100W 12V/24V
UWP150A-1M12V/24V/48V
150W 12V/24V/48V
IP67
89P



UWP240A-1M12V/24V
240W 12V/24V
UWP320A-1M24V
320W 24V
IP67
89P



OWP75A-1W24V
75W 24V
OWP240A-1W24V
240W 24V
OWP320A-1W24V
320W 24V
OWP480A-1W24V
480W 24V
87P



OWP600A-1H24V
600W 24V
87P

DALI&1-10V Five-in-one Dimmable Drivers (Coltage Voltage)



LCP24AD-1H24V
24W 24V
88P



LCP40AD-1H12V
40W 12V
LCP40AD-1H24V
40W 24V
88P



LCP40AD-1H12VN
40W 12V
LCP40AD-1H24VN
40W 24V
88P



LCP75AD-1H12V
75W 12V
LCP75AD-1H24V
75W 24V
88P



LCP120D-1H24V
120W 24V
LCP120AD-1H12V
120W 12V
88P



LCP150AD-1H24V
150W 24V
LCP150AD-1H48V
150W 48V
88P



LCP75AD-2H24V-S8
75W 24V
LCP150AD-2H24V-S8
150W 24V
88P



LCPS150AD-1H24V
150W 24V
88P



LCPN150AD-1H24V
150W 24V
88P



LCP200AD-1H12V
200W 12V
LCP200AD-1H24V
200W 24V
LCP200AD-1H48V
200W 48V
88P



LCPS240AD-1H24V
240W 24V
88P



LCP240AD-1H24V
240W 24V
LCP240AD-1H48V
NEW 240W 48V
88P



LCP320AD-1H24V
320W 24V
LCP320AD-1H48V
320W 48V
88P



EUP200AD-1H12V-0
200W 12V
EUP200AD-1H24V-0
200W 24V
EUP200AD-1H48V-0
200W 48V
87P



EULP75AD-1H24V
75W 24V
EULP150AD-1H24V
150W 24V
87P

0/1-10V Tunable White (Constant Voltage)



LCP75A-2W24V
75W 24V
89P



LCP150A-2W24V
150W 24V
89P



LCP240A-2H24V
240W 24V
89P

Constant Current Dimmable Driver Series



PCE6A-1HNC-500
6W (100-500mA)
PCE6A-1HNC-700
NEW 6W (250-700mA)
90P



DPE12A-1HMC
12W (150-300mA)
NEW 91P



DPE21A-1HMC
21W (350-500mA)
NEW 91P



DPE40A-1HMC
40W (800-1050mA)
NEW 91P



EUP10A-1HMC-1-120
10W (120-350mA)
EUP10A-1HMC-1-350
10W (350-700mA)
90P



EUP10A-1HMC-300-M
10W (120-300mA)
EUP10A-1HMC-700-M
10W (350-700mA)
90P



EUP12A-1HMC-200
12W (200-350mA)
NEW 90P



EUP15A-1HMC-280
15W (280-450mA)
NEW 90P



EUPS10A-1HMC-120
10W (120-350mA)
EUPS10A-1HMC-350
10W (350-700mA)
NEW 90P



EUPS12A-1HMC-200
12W (200-350mA)
NEW 90P

EUPS15A-1HMC-280
15W (280-450mA)
EUPS15A-1HMC-350
15W (350-700mA)
NEW 90P

EUPS20A-1HMC
20W (350-700mA)
NEW 90P

EUP10A-1HMC-1
10W (120-300mA)
EUP12A-1HMC-1
12W (200-350mA)
12W (180-300mA)
90P

EUP15A-1HMC-1
15W (350-500mA)
EUP20A-1HMC-1
20W (350-700mA)
90P

PCM12A-1H300C
12W (300mA)
PCM20A-1H500C
20W (500mA)
91P

EUP12A-1HMC
12W(120-350)
EUP20A-1HMC
20W(350-700)
90P

EUP20A-1HMC-M
20W (350-700mA)
EUP30A-1HMC-1
30W (790-900mA)
91P

EUP12A-1HMC-M
12W (120-350mA)
EUP30A-1HMC-M
30W (550-900mA)
91P

EUP40A-1HMC-1
40W (850-1200mA)
EUP50A-1HMC-1
50W (1050-1400mA)
91P

EUP40A-1HMC-M
40W (750-1100mA)
EUP50A-1HMC-M
50W (800-1400mA)
91P

EUP60A-1HMC-1
60W (1050-1400mA)
91P

BMP14A-1SMC
14W (120-350mA)
BMP28A-1SMC
28W (350-700mA)
101P

PUP10A-1WMC-350
10W (120-350mA)
PUP10A-1WMC-700
10W (350-700mA)
91P

PUP20A-1WMC
20W (350-700mA)
PUP20D-1WMC-430
NEW 20W(250~430)
91P

PUP40A-1WMC-850
40W (500-850mA)
PUP40A-1WMC-1200
40W (850-1200mA)
91P

EULP35A-1H1400C-0
35W (1400mA)
EULP50A-1H1400C-0
50W (1400mA)
92P

EULP20A-1HMC
20W (350-700mA)
EULP35A-1HMC
35W (550-900mA)
92P

EULP65A-1HMC
65W (700-1400mA)
EULP75A-1HMC
75W (800-1500mA)
NEW 92P

AWS50A-1UMC-1000
50W(500-2100mA)
IP67 92P

AWS600A-1UMC
600W (11.8mA)
AWS800A-1UMC
800W (14.8A)
92P

RWP21AS-1HMC
21W (150-500mA)
NEW 91P

RWP40AS-1HMC
40W (600-1050mA)
NEW 91P

0/1-10V Tunable White (Constant Current)

EUP12A-2HMC
12W (120-350mA)
92P

EUP15A-2HMC
15W (280-450mA)
NEW 92P

EUP20A-2HMC
20W (350-700mA)
92P

EUP40A-2HMC
40W (750-1100mA)
92P

0-10V Constant Current Dimmable Driver Series - ANS Series

ANS80AS-1B/WMC-OP
80W (200-400mA)
ANS100AS-1B/WMC-OP
NEW 100W (300-500mA)
93P

ANS150AS-1B/WMC-OP
150W (500-750mA)
ANS200AS-1B/WMC-OP
NEW 200W (650-1000mA)
93P

ANS250AS-1B/WMC-OP
250W (700-1200mA)
ANS320AS-1B/WMC-OP
NEW 320W (1000-1500mA)
93P

Constant Current Waterproof Driver Series

LWP13A-1H300C
13W (300mA)
LWP19A-1H450C
IP65 19W (450mA)
94P

LWP22A-1H600C
22W (600mA)
LWP40A-1H950C
IP65 40W (950mA)
LWP45A-1H1050C
45W (1050mA)
94P

Japan PSE Constant current dimmer driver

EUPM12A-1L240C-1
12W (240mA)
EUPM20A-1L400C-1
20W (400mA)
94P

EUPM30A-1L600C-1
30W (600mA)
94P

EUPM40A-1L800C-1
40W (800mA)
EUPM50A-1L1050C-1
50W (1050mA)
94P

EUPM60A-1L1200C-1
60W (1200mA)
94P

Dimmable Panel



WALLDIM200
1CH
95P

Dimmable Panel



WALLDIM201
1CH
95P

Dimmer



WALLDIM103E1
1CH
95P

Tunable White Panel



WALLDIM202
2CH
95P

Tunable White Dimmer



WALLDIM204
95P

Tunable White Dimmer



WALLDIM203
2CH
95P

Analog Signal Amplifier



EUC601
200mA*1CH
95P



EUC602
150mA*1CH
95P

Constant Voltage 0-10V Dimmer Series



DIM-S1L10V-0
DC 10A*1CH
DIM-S2L8V-0
DC 8A*2CH
99P



Multidim-15V-0
DC 15A*1CH
99P



DIM119
DC 15A*1CH
99P



DIM116
DC 5A*3CH
99P



DIM151A-DIN
DC 15A*1CH
99P

DALI&1-10V Five-in-one Dimmable Drivers

Constant Current Dimming Drivers



EUP12AD-1HMC-M
12W (120-350mA)
EUP20AD-1HMC-M
20W (350-700mA)
96P



EUP12AD-2HMC-S8
12W (120-350mA)
EUP20AD-2HMC-S8
20W (350-700mA)
96P



EUP40AD-1HMC-M
40W (750-1100mA)
EUP50AD-1HMC-M
50W (800-1400mA)
96P



PSP45AD-1HMC
45W (500-1400mA)
96P



PCP45AD-1HMC
45W (700-1050mA)
96P

Constant Voltage Dimming Drivers



LCP24AD-1H24V
24W 24V
97P



LCP40AD-1H12V
40W 12V
LCP40AD-1H24V
40W 24V
97P



LCP40AD-1H12VN
40W 12V
LCP40AD-1H24VN
40W 24V
97P



LCP75AD-1H12V
75W 12V
LCP75AD-1H24V
75W 24V
97P



LCP120D-1H24V
120W 24V
LCP120AD-1H12V
120W 12V
97P



LCP150AD-1H24V
150W 24V
LCP150AD-1H48V
150W 48V
97P



LCP75AD-2H24V-S8
75W 24V
LCP150AD-2H24V-S8
150W 24V
97P



LCPS150AD-1H24V
150W 24V
97P



LCPN150AD-1H24V
150W 24V
97P



LCP200AD-1H12V
200W 12V
LCP200AD-1H24V
200W 24V
LCP200AD-1H48V
200W 48V
97P



LCPS240AD-1H24V
240W 24V
97P



LCP240AD-1H24V
240W 24V
LCP240AD-1H48V
240W 48V
97P



LCP320AD-1H24V
320W 24V
LCP320AD-1H48V
320W 48V
97P



EUP200AD-1H12V-0
200W 12V
EUP200AD-1H24V-0
200W 24V
EUP200AD-1H48V-0
200W 48V
97P



EULP75AD-1H24V
75W 24V
EULP150AD-1H24V
150W 24V
97P

Relay Switch Controller



EUR0820-DDL
20A*8CH
99P



EUR1220-DDL
20A*12CH
100P

DALI/DMX & 0/1-10V Dimmable Controller



EUR0420
20A*4CH
100P



EUA410D
100mA*4CH
100P

LED Power Amplifier Series



RP306W
98P



RP316
98P



RP416
98P

RP530
98P

RP310
RP306
98P

RP3-5A-DIN
98P

DMX Series

Constant Voltage DMX Decoder Series

PX24500D
DC 5A*4CH
103P

PX24504
DC 5A*4CH
103P

PX24505
DC 8A*3CH
DC 6A*4CH
103P

DIM101M-DIN
DC 5A*4CH
103P

PX24500
5A*3CH
103P

PX0408-WP
8A*4
103P

PX0508-OLED-M
DC 8A*5CH
103P

PX24506
DC 3A*3CH
103P

PX0408
DC 8A*4CH
PX0406
DC 6A*4CH
103P

PX0208
DC 8A*2CH
PX0408
DC 8A*4CH
103P

PX0408A
DC 3A*4CH
103P

PX0508-OLED
DC 8A*5CH
103P

PX1205-OLED
DC 5A*12CH
103P

PX2405-OLED
DC 5A*24CH
103P

PX3204-OLED
DC 4A*32CH
103P

DMX-X04
DC 2A*4CH
103P

Constant Current DMX Decoder Series

PX707
200~1600mA*4CH
104P

PX709
100-900mA*4CH
104P

PX805
150-900mA*5CH
104P

PX904-WP
900mA*4CH
104P

DMX/RDM Master Controller (Stand Alone/Software)

DMX-X03
109P

RDM-100
106P

DMX 512 to 1/+10V Converter

PX24608
DMX转1/+10V
108P

DMX Panel Controller Series

DMX-E02
16CH
107P

DMX-E05
4CH
107P

DMX-P08
1024CH
107P

DMX-P09
1024CH
107P

Constant Current DMX Driver Series

EUP12M-1HMC-0
12W (120-350mA)
105P

EUP20M-1HMC-0
20W (350-700mA)
105P

EUP50M-1WMC-0
50W (500-1050mA)
105P

Constant Current DMX Driver Series

EUP20M-2HMC
20W (350-700mA)
105P

Constant Voltage DMX Driver Series

EUP135M-3W12V-0
135W 12V
105P

EUP150M-3W24V-0
150W 24V
105P

DMX Constant Voltage Tunable White Series

LCP75M-2W24V
75W 24V
105P

LCP150M-2W24V
150W 24V
105P

DMX Signal Splitter Series


DMX102 106P


DMX103 106P


DMX104 106P


DMX108 106P

Relay Switch Controller


EUR0820-DDL 20A*8CH 110P


EUR1220-DDL 20A*12CH 110P

DMX & Phase Cut Dimmable Controller


EUMA0405-DDL 20A*4 111P


EUT0802-DDL 2A*8 111P

DMX & 0-10V Dimmable Controller


EUR0420 20A*4CH 112P

KNX Series

KNX/IP Router


EUIPPC 115P

BUS Power Supply


EUP640.1 115P

DALI Gateway


EUKDALI-1.1 116P

0-10V Dimming Controller


EUKA6.1 117P

TRIAC Dimming Controller


EUKT405.1 118P

Ionput/Output Module


EUG04.1 116P

Curtain Module


EUKL0406.1 128P

10 A Switching Actuator Module


EUKR410.1 119P


EUKR810.1 119P


EUKR1210.1 119P

16 A Switching Actuator Module with Current Measurement


EUKM416.1 119P


EUKM816.1 119P


EUKM1216.1 119P

16 A Switching Actuator Module


EUKR416.1 120P


EUKR816.1 120P

16 A Switching Actuator Module


EUKR1216.1 120P

4-inch Smart Display Panel


EUK04.1 120P

Multi-Function Gateway


KNX-EUTR1 121P

Infrared illuminance sensor


EUKR01.1 122P

Indoor Microwave Sensor


KNX-EUR05 122P

4-Key Smart Control Panel


KNX-EUK204 123P

8-Key Smart Control Panel


KNX-EUK208 123P

4-Button Smart Thermostat Control Panel


EUKY4 123P

4/8-Key Smart Control Panel


EUKT4R EUKT8R 124P

KNX 3-in-1 Thermostat Panel


EUKT4R 124P

Smart Display Panel


EUK10.1 125P


KNK-P10M 125P


KNX-P55 126P


KNX-P80L KNX-P10L 126P

Universal LED Drivers (Mainly for North America)

0-10V Constant Current Dimmable Driver- ARC Series


ARC 5-23 W MB Series 5-23W 0.15-0.70A 129P


ARC DI 15-50 W R Series 15-50W 0.30-1.2A 130P

ARC DI 22-60 W P Series 22-60W 0.42-1.45A 131P

ARC DI 60-80 W M Series 60-80W 1.2-2.0A 132P

ARC DI 60-96 W S Series 60-96W 1.2-2.4A 133P

ARC DI 60-96 Wx2 L Series 27-96W×2 1.2-3.0A×2 134P

ARC DI 36-50W SLW Series 36-50W 0.85-1.25A 135P

ARC DI 36-50 W SLC Series 36-50W 0.85-1.25A 136P

0-10V Constant Current Dimmable Driver- PUP Series

ARC DI 5-20 W SSC Series 5-23W 0.10-0.70A 137P

ARC DI 59-96W×2 LS 59-96W×2 0.84-1.92mA*2 138P

PUP10A-1WMC-350 10W (120-350mA)
PUP10A-1WMC-700 10W (350-700mA)
PUP20A-1WMC-700 20W (350-700mA) 139P

PUP40A-1WMC-850 40W (500-850mA)
PUP40A-1WMC-1200 20W (850-1200mA) 139P

0-10V Dimmer

WALLDIM205-W 148P

0-10V CC Dimmable Tunable White Drivers- PUP Series

PUP20A-2WMC 20W (350-700mA) 139P

PUP40A-2WMC-850 40W (500-850mA)
PUP40A-2WMC-1200 40W (850-1200mA) 139P

0-10V Constant Current Dimmable Driver- ANS Series

ANS80AS-1B/WMC-OP 80W (200-400mA)
ANS100AS-1B/WMC-OP 100W (300-500mA) 140P

ANS150AS-1B/WMC-OP 150W (500-750mA)
ANS200AS-1B/WMC-OP 200W (650-1000mA) 140P

ANS250AS-1B/WMC-OP 250W (700-1200mA)
ANS320AS-1B/WMC-OP 320W (1000-1500mA) 140P

0-10V CC Dimmable Drivers

EULP30AS-1WPC 30W 100-1050mA
EULP50AS-1WPC 50W 400-1400mA
EULP85AS-1WPC 85W 700-2400mA
EULP96AS-1WPC 96W 700-2400mA 141P

Triac&0-10V Constant Current Dimmable Drivers

EULP10AT-1WPC-WS-120 10W 120-300mA
EULP10AT-1WPC-WS-300 10W 300-667mA 142P

EULP15AT-1WPC-WS/WB 15W 150-400mA
EULP30AT-1WPC-WS/WB 30W 350-1050mA
EULP50AT-1WPC-WS/WB 50W 700-1250mA
EULP60ATS-1WPC-WS-1200 60W 200-1200mA
EULP15AT-1WPC-CS 15W 150-400mA
EULP30AT-1WPC-CS 30W 350-1050mA
EULP50AT-1WPC-CS 50W 700-1250mA
EULP60ATS-1WPC-WS-1600 60W 200-1600mA 142P

0-10V CC Dimmable Drivers

EULP96AS-1WMC-S3 96W(2000/2200/2400mA)
EULP96AS-1BMC-S3 96W(2000/2200/2400mA) 144P

0-10V & Triac/ELV CC Dimmable Drivers- PUP Series

PUP10AT-1WPC 10W 120-350mA
PUP15AT-1WPC 15W 280-500mA
PUP20AT-1WPC 20W 350-700mA
PUP30AT-1WPC 30W 500-1050mA
PUP40AT-1WPC 40W 800-1200mA 143P

0-10V & Triac/ELV CC Dimmable Drivers- CUP Series

CUP17AT-1WMC 17W(250-400mA)
CUP19AT-1WMC(o) 19W(300-450mA)
CUP25AT-1WMC(o) 25W(450-600mA)
CUP34AT-1WMC 34W(650-800mA)
CUP38AT-1WMC (o) 38W(750-900mA)
CUP40AT-1WMC 40W(850-1000mA) 144P

0-10V & DALI CC Dimmable Drivers - SUP Series

WS
SUP30AD-1WPC-WS 30W 250-1050mA*1
SUP30A-1WPC-WS 30W 250-1050mA*1
SUP30A-1WPC-WB 30W 250-1050mA*1 145P
WB
SUP50AD-1WPC-WS 50W 450-1400mA*1
SUP50A-1WPC-WS 50W 450-1400mA*1
SUP50A-1WPC-WB 50W 450-1400mA*1 145P

Triac/ELV CV Dimmable Drivers

MUP60T-1W12V 60W 12V
MUP60T-1W24V 60W 24V
MUP96T-1W24V 96W 24V 146P

0-10V & Triac/ELV Constant Voltage Dimmable Driver- MUP Series

MUP60AT-1W24V 60W 24V
MUP96AT-1W24V 96W 24V 146P

MUP30AT-1W12V-BW 30W 12V
MUP30AT-1W24V-BW 30W 24V 146P

MUP60AT-1W12V-BW 60W 12V
MUP60AT-1W24V-BW 60W 24V
MUP96AT-1W24V-BW 96W 24V 146P

MUP180AT-3W12V-BW 60W×3 12V
MUP180AT-3W24V-BW 60W×3 24V
MUP180AT-3W48V-BW 60W×3 48V 146P

MUP150AT-1W24V-BW 150W 24V
MUP192AT-2W24V-BW 96W×2 24V
MUP288AT-3W24V-BW 96W×3 24V 146P

0-10V CV Dimmable Driver- MUP Series

UWP30AT-1W24V 30W 24V
UWP60AT-1W24V 60W 24V
UWP96AT-1W24V 96W 24V 146P

MUP60A-1W12V 60W 12V
MUP60A-1W24V 60W 24V 147P

MUP96A-1W12V 96W 12V
MUP96A-1W24V 96W 24V 147P

0-10V CV Waterproof Dimmable Driver- MUP Series

OWP240A-1W24V 240W 24V
OWP320A-1W24V 320W 24V 147P

OWP480A-1W24V 480W 24V 147P

0-10V & DALI CV Dimmable Driver

MUP192ADS-2W24V-BW 96W×2 24V
MUP288ADS-3W24V-BW 96W×3 24V 148P

Triac/ELV Dimmer

WALLDIM110-L
WALLDIM111-L 148P

Triac/ELV CC Dimmable Driver- PUP Series

PUP10T-1LMC-350 10W(120-350mA)
PUP10T-1LMC-700 10W(350-700mA) 149P

PUP20T-1LMC 20W(350-700mA) 149P

PUP40T-1LMC-850 40W(500-850mA)
PUP40T-1LMC-1200 40W(850-1200mA) 149P

DALI CC Dimmable Driver

PUP10D-1WMC-350 10W(120-350mA)
PUP10D-1WMC-700 10W(350-700mA) 150P

PUP20D-1WMC 20W(350-700mA) 150P

PUP40D-1WMC-850 40W(500-850mA)
PUP40D-1WMC-1200 40W(850-1200mA) 150P

PUP40D-2WMC-850 40W(500-850mA) 150P

PUP40D-2WMC-1200 40W(850-1200mA)
PUP40D-2WMC-850 40W(500-850mA) 150P

DALI CC Dimmable Driver

EULP65D-1BMC 65W 700-1400mA 151P

DALI CC Dimmable Driver - D4i

EULP30D4S-1WNC 30W 100-1100mA*1
EULP50D4S-1WNC 50W 100-1400mA*1
EULP80D4S-1WNC 80W 100-2000mA*1
EULP96D4S-1WNC 96W 100-2800mA*1 151P

DALI &DMX CC Dimmable Driver

LCP96DM-4W24V 96W 24V 152P

DALI CV Tunable White Drivers

MUP96D4-2W24VN-BW 96W 24V 152P

DALI Bus Power Supply



DALI-130-U
152P

DALI CV Dimmable Drivers



MUP96M-4W24VN-B
96W 24V-26V
153P

Phase-Cut Dimmer



EUM0210
1200W*2
10A*2
153P

Enclosures For Remote Dimming Drivers



EUA-IPS-H104
154P

Current Distributor



HUP-CCT DIMMER-3
HUP-CCT DIMMER-5
155P

UCS Constant Voltage Drivers



UCS50-1W12V
50W 12V
UCS50-1W24V
50W 24V
156P



UCS80-1W12V
80W 12V
UCS80-1W24V
80W 24V
156P



UCS150-1W12V
150W 12V
UCS150-1W24V
150W 24V
156P

PCE Constant Voltage Drivers



PCE6-1U24V
6W 24V
156P

EULP Constant Voltage Drivers



EULP40-1W24V
40W 24V
EULP60-1W24V
60W 24V
157P



EULP40-1W12V-S
40W 12V
EULP40-1W24V-S
40W 24V
EULP40-1W36V-S
40W 36V
EULP40-1W48V-S
40W 48V
157P



EULP60-1W12V-S
60W 12V
EULP60-1W24V-S
60W 24V
EULP60-1W36V-S
60W 36V
EULP60-1W48V-S
60W 48V
157P



EULP96-1W12V-S
96W 12V
EULP96-1W24V-S
96W 24V
EULP96-1W48V-S
96W 48V
157P



EULP60-1W12V-T
60W 12V
EULP96-1W24V-T
96W 24V
157P

MUP Constant Voltage Drivers



MUP60-1W12V-T
60W 12V
MUP60-1W24V-T
60W 24V
MUP96-1W24V-T
96W 24V
158P



MUP96(60)-1W24(12)V-MTR
96(60)W 24(12)V
MUP96(60)-1W24(12)V-ATR
96(60)W 24(12)V
158P



MUP96(60)AT-1W24(12)V-PA-MTR-BW
96(60)W 24(12)V
MUP96-1W24V-T-BW
96W 24V
158P



MUP180-3W12V-T-BW
60W×3 12V
158P



MUP288-3W48V-B
96W×3 48V
158P

OWP Constant Voltage Waterproof Drivers



OWP40-1W12V-T
40W 12V
OWP40-1W24V-T
40W 24V
159P



OWP60-1W12V-T
60W 12V
OWP60-1W24V-T
60W 24V
OWP96-1W24V-T
96W 24V
159P



OWP120-2W12V-T
120W 12V
OWP120-2W24V-T
120W 24V
159P



OWP180-3W12V-T
60W×3 12V
OWP192-2W24V-T
96W×2 24V
159P



OWP180-3W12V-NPT
60×3W 12V
OWP288-3W24V-T
96×3W 24V
159P

UWF Constant Voltage Waterproof Drivers



UWF60-1W12V
60W 12V
UWF60-1W24V
60W 24V
160P



UWF96-1W12V
96W 24V
UWF96-1W24V
96W 24V
160P



UWF60-1B12V
60W 12V
UWF60-1B24V
60W 24V
160P



UWF96-1B12V
96W 12V
UWF96-1B24V
96W 24V
160P

LWP LED CV Drivers



LWP60-1W12V-T
60W 12V
LWP96-1W12V-T
96W 12V
LWP96-1W24V-T
96W 24V
159P

PES LED Constant Voltage Drivers



PES20-1W12V
20W 12V
PES20-1W24V
20W 24V
PES35-1W12V
35W 12V
PES35-1W24V
35W 24V
161P



PES60-1W12V
60W 12V
PES60-1W24V
60W 24V
PES60-1W48V
60W 48V
161P



PES100-1W24V
100W 24V
PES100-1W48V
100W 48V
PES150-1W12V
150W 12V
PES150-1W24V
150W 24V
PES150-1W48V
150W 48V
161P

PE LED Constant Voltage Drivers



PE10-1W12V
10W 12V
PE10-1W24V
10W 24V
162P



PE24-1W12V
24W 12V
PE24-1W24V
24W 24V
PE40-1W12V
40W 12V
PE40-1W24V
40W 24V
162P

PEE LED Constant Voltage Drivers



PEE20-1W12V
20W 12V
PEE20-1W24V
20W 24V
162P



PEE35-1W12V
35W 12V
PEE35-1W24V
35W 24V
162P



PEE60-1W12V
60W 12V
PEE60-1W24V
60W 24V
PEE60-1W48V
60W 48V
162P



PEE100-1W12V
100W 12V
PEE100-1W24V
100W 24V
PEE100-1W48V
100W 48V
162P



PEE150-1W12V
150W 12V
PEE150-1W24V
150W 24V
PEE150-1W36V
150W 36V
PEE150-1W48V
150W 48V
162P

EuConfigure Tool



EU-PROG
142P

Windows 7 and above systems

Magnetic Track Drivers Series

DALI Constant Current Dimmable Driver

BMP14D-1SMC
14W(120~350mA)
165P

BMP21D-1SMC
21W(700~1050mA)
165P

BMP28D-1SMC
28W(350~700mA)
165P

BMP28D-2SMC-S
28W(350~700mA)
165P

DALI CV Dimmable Driver

BMP48D-1S48V
48W(24-48VDC)
167P

DALI Constant Current Tunable White Drivers (DT8)

BMP14D-2SMC
14W(120~350mA)
165P

BMP28D-2SMC
28W(350~700mA)
165P

DALI Constant Voltage Tunable White Drivers (DT8)

BMP48D-2S48V
48W(24-48VDC)
166P

0/1-10V DC-DC CV Dimmable Driver

BMP48A-1S48V
24W 24V
48W 48V
167P

0/1-10V Constant Current Dimmable Driver

BMP14A-1SMC
14W(120~350mA)
167P

BMP28A-1SMC
28W(350~700mA)
167P

BMP28A-2SMC-S
28W(350~700mA)
167P

LED CC Driver

BMP12-1SMC
150/200/250/300mA
BMP20-1SMC
350/400/450/500mA
168P

BMP28-1SMC
350/500/550/700mA
168P

Non-Dimmable Constant Voltage Drivers Series

UWP Ultra-Thin Waterproof Driver Series

UWP75-1M12V/24V
75W 12V/24V
UWP100-1M12V/24V
100W 12V/24V
170P

UWP150-1M12V
150W 12V
UWP150-1M24V
150W 24V
170P

UWP240-1M12V
240W 12V
UWP240-1M24V
240W 24V
UWP320-1M24V
320W 24V
170P

Ultra-Thin Grid Power Supply

EULP150-2H12V-LT
150W 12V
EULP200-2H24V-LT
200W 24V
173P

DPC Driver Series

DPC15-1H12V/24V
DPC24-1H12V/24V
DPC30-1H12V/24V
DPC40-1H12V/24V
DPC60-1H12V/24V
DPC100-1H12V/24V
DPC150-1H24V
175P

ES超薄防水系列

ES50-1H12V-WS
50W 12V
ES50-1H24V-WS
50W 24V
ES50-1H36V-WS
50W 36V
ES50-1H48V-WS
50W 48V
ES60-1H24V-WS
60W 24V
ES60-1H36V-WS
60W 36V
ES60-1H48V-WS
60W 48V
171P

ES75-1H12V-WS
75W 12V
ES75-1H24V-WS
75W 24V
ES75-1H36V-WS
75W 36V
ES75-1H48V-WS
75W 48V
ES100-1H12V-WS
100W 12V
ES100-1H24V-WS
100W 24V
ES100-1H36V-WS
100W 36V
ES100-1H48V-WS
100W 48V
171P

ES150-1H12V-WS
150W 12V
ES150-1H24V-WS
150W 24V
ES150-1H36V-WS
150W 36V
ES150-1H48V-WS
150W 48V
ES200-1H12V-WS
200W 12V
ES200-1H24V-WS
200W 24V
ES200-1H36V-WS
200W 36V
ES200-1H48V-WS
200W 48V
171P

ES250-2H12V-WS
250W 12V
ES250-1H24V-WS
250W 24V
ES250-1H36V-WS
250W 36V
ES250-1H48V-WS
250W 48V
ES320-2H12V-WS
320W 12V
ES320-1H24V-WS
320W 24V
ES320-1H36V-WS
320W 36V
ES320-1H48V-WS
320W 48V
172P

ES350-2H24V-WS
350W 24V
ES350-1H36V-WS
350W 36V
ES350-1H48V-WS
350W 48V
ES400-2H24V-WS
400W 24V
ES400-1H36V-WS
400W 36V
ES400-1H48V-WS
400W 48V
172P

UCS Ultra-Thin Grid Power Supply

UCS15-1H12V
15W 12V
UCS15-1H24V
15W 24V
173P

UCS30-1H12V
30W 12V
UCS30-1H24V
30W 24V
173P

UCS60-1H12V
60W 12V
UCS60-1H24V
60W 24V
173P

UCS100-1H12V
100W 12V
UCS100-1H24V
100W 24V
173P

UCS150-1H12V
150W 12V
UCS150-1H24V
150W 24V
173P

DLRS Driver Series

DLRS50-1K12V
50W 12V
DLRS50-1K24V
50W 24V
174P

DLRS75-1K12V
75W 12V
DLRS75-1K24V
75W 24V
174P

DLRS100-1K12V
100W 12V
DLRS100-1K24V
100W 24V
DLRS150-1K12V
150W 12V
DLRS150-1K24V
150W 24V
174P

DLRS200-1K12V
200W 12V
DLRS200-1K24V
200W 24V
174P

DLRS350-1K24V
350W 24V
174P

DLP CV Driver Series

DLP30-1H12V-C
30W 12V
DLP30-1H24V-C
30W 24V
DLP30-1H48V-C
30W 48V
DLP60-1H12V-C
60W 12V
DLP60-1H24V-C
60W 24V
DLP60-1H48V-C
60W 48V
DLP120-1H24V-C
120W 24V
DLP120-1H48V-C
120W 48V
DLP180-1H24V-C
180W 24V
DLP180-1H48V-C
180W 48V
176P

DLP-B/DLPE-B Constant Voltage Driver Series

DLP30-1H12V-B
30W 12V
DLP30-1H24V-B
30W 24V
DLP60-1H12V-B
60W 12V
DLP60-1H24V-B
60W 24V
DLP120-1H12V-B
120W 12V
DLP120-1H24V-B
120W 24V
DLP120-1H48V-B
120W 48V
DLP180-1H24V-B
180W 24V
DLP240-1H24V-B
240W 24V
DLP240-1H36V-B
240W 36V
DLP240-1H48V-B
240W 48V
DLP320-1H24V-B
320W 24V
DLP320-1H36V-B
320W 36V
DLP320-1H48V-B
320W 48V
177P

DLPE30-1H12V-B
30W 12V
DLPE30-1H24V-B
30W 24V
DLPE60-1H12V-B
60W 12V
DLPE60-1H24V-B
60W 24V
177P

Special switch driver for rain protection

MRS400-1H24V
400W 24V
MRE350-1H24V
350W 24V
179P

DERP350-1H24V
350W 24V
179P

AWS Waterproof Driver

AWS600-1H48V
600W 48V
175P

OWP Waterproof Driver

OWP40-1H24V
40W 24V
178P

DUCP Waterproof Driver

DUCP150-1H24V
150W 24V
DUCP250-1H24V
250W 24V
DUCP320-1H24V
320W 24V
174P

PEE Constant Voltage Driver Series



178P

PEE20-1H12V 20W 12V
PEE20-1H24V 20W 24V
PEE35-1H12V 35W 12V
PEE35-1H24V 35W 24V



178P

PEE60-1H12V 60W 12V
PEE60-1H24V 60W 24V
PEE60-1H36V 60W 36V
PEE60-1H48V 60W 48V



178P

PEE100-1H12V 100W 12V
PEE100-1H24V 100W 24V
PEE100-1H48V 100W 48V
PEE150-1H12V 150W 12V
PEE150-1H24V 150W 24V

CCT Switching Drivers



PUS10-2HMC-S8 10W (120-300mA)
PUS20-2HMC-S8 20W (350-500mA)
PUS30-2HMC-S8 30W (550-700mA)
PUS40-2HMC-S8 40W (750-900mA)
PUS45-2HMC-S8 45W (950-1100mA)
PUS50-2HMC-S8 50W (1150-1400mA)
182P

LM Constant Voltage Drivers



179P

LM30-1H24V-A 30W 24V
LM60-1H24V-A 60W 24V
LM100-1H24V-A 100W 24V
LM100-1H48V-A 100W 48V
LM150-1H24V-A 150W 24V
LM200-1H24V-A 200W 24V
LM200-1H48V-A 200W 48V
LM300-1H24V-A 300W 24V
LM400-1H24V-A 400W 24V

LME Constant Voltage Drivers



180P

LME30-1H24V-A 30W 24V
LME60-1H24V-A 60W 24V
LME100-1H24V-A 100W 24V
LME150-1H24V-A 150W 24V
LME200-1H24V-A 200W 24V
LME300-1H24V-A 300W 24V



180P

LME30-1H24V-B 30W 24V
LME60-1H24V-B 60W 24V
LME100-1H24V-B 100W 24V
LME150-1H24V-B 150W 24V
LME200-1H24V-B 200W 24V
LME300-1H24V-B 300W 24V

PUP Constant Current Driver Series



PUP10-1WMC 10W (120-350mA)
181P



PUP40-1WMC 40W (850-1200mA)
181P

NFC Ultra-Thin Power Supply



EULP75-1HNC 75W (125-550mA)
183P

NCF Reader-writer



NFC-RW
183P

CCT Switching Drivers



UCS30-2H24V-S8 30W 24V
UCS60-2H24V-S8 60W 24V
UCS100-2H24V-S8 100W 24V
UCS150-2H24V-S8 150W 24V
179P

PCE Constant Current Driver Series



PCE1.2-1H300C 1.2W (300mA)
PCE2.8-1H700C 2.8W (700mA)
185P



PCE4.4-1H110C 44W (110mA)
PCE5.4-1H135C 54W (135mA)
185P



PCE6.4-1H160C 64W (160mA)
PCE7.2-1H180C 72W (180mA)
185P

DULP Constant Current Driver Series



184P

DULP19-1HMC 19W 200-350mA
DULP21-1H360C 21W 360mA
DULP30-1H360C 30W 360mA
DULP44-1H360C 45W 360mA
DULP44-1HMC 44W 200-350mA
DULP60-1H360C 60W 360mA
DULP65-1HMC 65W 200-350mA

DPE Constant Current Driver Series



DPE10-1HMC 10W (100-250mA)
DPE17-1HMC 17W (250-400mA)
DPE25-1HMC 25W (450-600mA)
185P



DPE32-1HMC 32W (600-750mA)
DPE40-1HMC 40W (800-1050mA)
185P

Turn on delay Driver



ND10-1HMC 10W (120-210mA)
ND20-1HMC 20W (400-790mA)
181P

SCP CC Driver Series



183P

SCP40-1HMC 40W(600-1050mA)
SCP80-1HMC 80W(600-1050mA)
SCP120-1HMC 120W(600-1050mA)

DULP CC Driver Series



184P

DULP22-1HMC-S3 22W(200-350mA*1)
DULP44-1HMC-S3 44W(200-350mA*1)
DULP65-1HMC-S3 65W(200-350mA*1)
DULP22-1HMC-S 22W(200-350mA*1)
DULP44-1HMC-S 44W(200-350mA*1)
DULP65-1HMC-S 65W(200-350mA*1)

LTP Constant Current Track Driver Series



LTP19-1HMC-4X-W
LTP19-1HMC-4X-B
LTP19-1HMC-4X-G
19W (200-500mA)
186P



LTP42-1HMC-3X-W
LTP42-1HMC-3X-B
LTP42-1HMC-3X-G
42W (700-1050mA)
186P



LTP42-1HMC-4XH-W B G
42W (300-1050mA)
LTP42-1WMC-4X-W B G
42W (300-1050mA)
186P

LTP CV Track Driver



LTP100-1H48V
100W 48V
LTP200-1H48V
200W 48V
186P



LTP42-1HMC-4X-W
LTP42-1HMC-4X-B
LTP42-1HMC-4X-G
42W (300-1050mA)
186P

RWP Constant Current Driver Series



RWP5-1H100C-W 5W (100mA)
RWP6-1H150C-W 6W (150mA)
RWP10-1H200C-W 10W (200mA)
RWP10-1H250C-W 10W (250mA)
187P



RWP12-1H300C-W 12W (300mA)
RWP15-1H350C-W 15W (350mA)
RWP12-1H300C-C2 12W (300mA)
RWP20-1H500C-C2 20W (500mA)
187P



RWP30-1H700C-C3 30W (700mA)
RWP36-1H850C-C4 36W (850mA)
RWP40-1H1050C-C4 40W (1050mA)
187P

PWE Constant Current Driver Series



PWE6-1H300C-W 6W (300mA)
187P



PWE8-1H350C-W 8W (350mA)
PWE8-1H500C-W 8W (500mA)
PWE12-1H700C-W 12W (700mA)
187P

SCS CC Driver Series



SCS16-1H400C 16W (400mA)
SCS20-1HMC 20W (350/400/450/500mA)
SCS30-1HMC 30W (600/650/700/750mA)
SCS40-1HMC 40W (900/950/1000/1050mA)
188P

DEE CC Driver Series



DEE4-1H100C 4W (100mA)
DEE6-1H150C 6W (150mA)
DEE8-1H200C 8W (200mA)
188P



DEE10-1H250C 10W (250mA)
DEE12-1H300C 12W (300mA)
188P



DEE15-1H350C 15W (350mA)
DEE15-1H350C-S 15W (350mA)
DEE19-1H450C 19W (450mA)
188P



DEE21-1H500C 21W (500mA)
DEE23-1H600C 23W (600mA)
188P

LED Wireless Controller Series

RGB/RGBW Color-Temperature Brightness

If the Icon of the controller and the remote is the same, it means they can match together.

2.4G RGB/RGBW Remote Control Series



RC7
191P

2.4G Color-Temperature Remote Control Series



RC6
191P

2.4G Brightness Remote Control Series



RC5
191P

Wiz Pro 控制面板



202P

2.4G RGB/RGBW Remote Control Series

RT7
191P

2.4G Color-Temperature Remote Control Series

RT6
191P

2.4G Brightness Remote Control Series

RT5
191P

Wiz Pro Control panel

EWP-DM-1/10V
202P

Wiz Pro Dimmable Module

EWP-DM-Triac/ELV
202P

2.4G Color-Temperature Panel Series

P-S02-BT
192P

P-S01-BT
P-S04-BT
P-S06-BT
192P

2.4G Brightness Remote Control Series

RC-S01-BT
192P

RC-S02-BT
192P

RC-S03-BT
192P

2.4G RGB/RGBW Drivers

MCT309
3A*3CH
195P

MCT405
5A*4CH
195P

MCT408
2A*4CH
195P

CT318
6A*3CH
195P

CT405
5A*4
195P

2.4G Constant Current Drivers

EUP19B-S2H500C
0.65A 2CH
193P

EUP44B-S2H1050C
1.1A 2CH
193P

DIM-S1-BT
10A 2CH
193P

EUP30R-1HMC-0
30W (790-900mA)
194P

EUP40R-1HMC-0
40W (850-1200mA)
194P

Zigbee to 0-10V Controller

EUZ-2H
50mA 2CH
195P

Zigbee Constant Current Dimmable Driver

EUP20Z-1HMC
20W(350-700mA)
EUP30Z-1HMC
30W(500-900mA)
196P

EUP40Z-1HMC
40W(850-1200mA)
EUP50Z-1HMC
50W(1050-1400mA)
196P

Zigbee Constant Current Tunable White Driver

EUP12Z-2HMC
12W(120-350mA)
EUP20Z-2HMC
20W(350-700mA)
196P

EUP40Z-2HMC
40W(500-800mA)
196P

Zigbee Constant Voltage Tunable White Driver

LCP75Z-2W24V
75W 24V
LCP150Z-2W24V
150W 24V
196P

Bluetooth Constant Current Dimmable Driver

EUP12B-1HMC
12W(120-350mA)
EUP20B-1HMC
20W(350-700mA)
197P

EUP40B-1HMC
40W(850-1200mA)
197P

Bluetooth Current Current Tunable White Driver

EUP12B-2HMC
12W(120-350mA)
EUP20B-2HMC
20W(350-700mA)
197P

EUP40B-2HMC
40W(750-1100mA)
197P

Bluetooth Constant Voltage Dimmable Driver

LCP75B-1H24V
75W 24V
LCP150B-1H24V
150W 24V
197P

Bluetooth Constant Voltage Tunable White Driver

LCP75B-2W24V
75W 24V
LCP150B-2W24V
150W 24V
198P

Bluetooth Dimmable controller

EUB-1H
EUB-2H
EUB-T1H
198P

Bluetooth Magnetic suction Driver Series

Bluetooth Constant Current Dimmable Drivers

BMP14B-1SMC
12W(120-350mA)
BMP28B-1SMC
20W(350-700mA)
198P

Bluetooth Constant Current Tunable White LED Drivers

BMP14B-2SMC
12W(120-350mA)
BMP28B-2SMC
20W(350-700mA)
198P

Casambi Constant Current Drivers

EUPS10C-1HMC-120
10W(120-350mA)
EUPS10C-1HMC-350
10W(350-700mA)
EUPS15C-1HMC-350
15W(350-700mA)
201P

EUP12C-1HMC
12W(120-350mA)
EUP20C-1HMC
20W(350-700mA)
EUP30C-1HMC
30W(550-900mA)
201P

EUP12C-2HMC
12W(120-350mA)
EUP20C-2HMC
20W(350-700mA)
EUP30C-2HMC
30W(550-900mA)
201P

Casambi Constant Vietnam Drivers

LCP75C-1W12V
75W 12V
LCP75C-1W24V
75W 24V
LCP150C-1H24V
150W 24V
201P

201P

LCP75C-2W12/24V
75W 12V/24V
LCP150C-2H24V
150W 24V
LCP75C-4W12/24V
75W 12V/24V
LCP150C-4H24V
150W 24V

Product Roadmap

Euchips Product Roadmap 2026

Constant Current LED Drivers

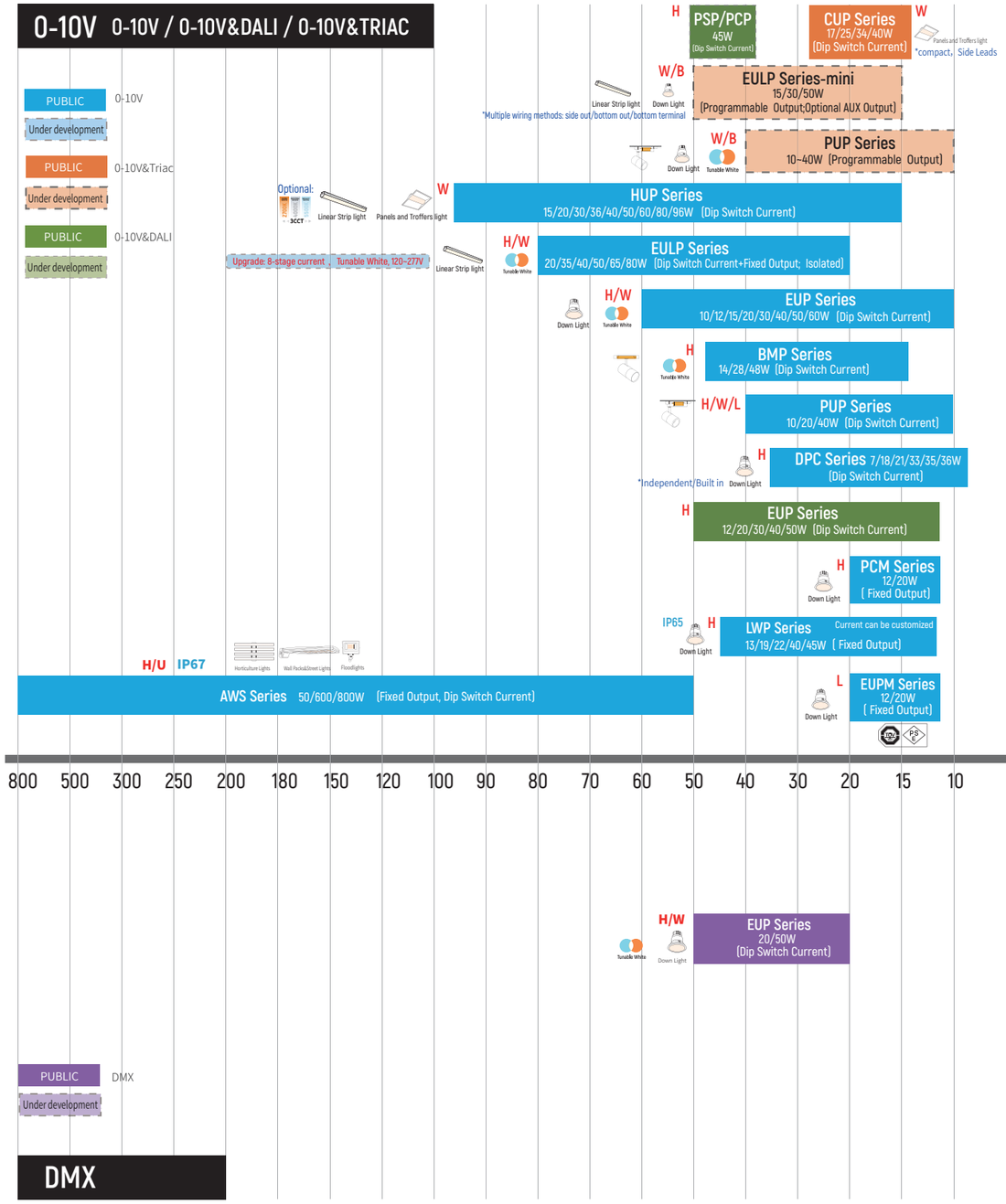

Product Roadmap

Euchips Product Roadmap 2026

Constant Voltage LED Drivers

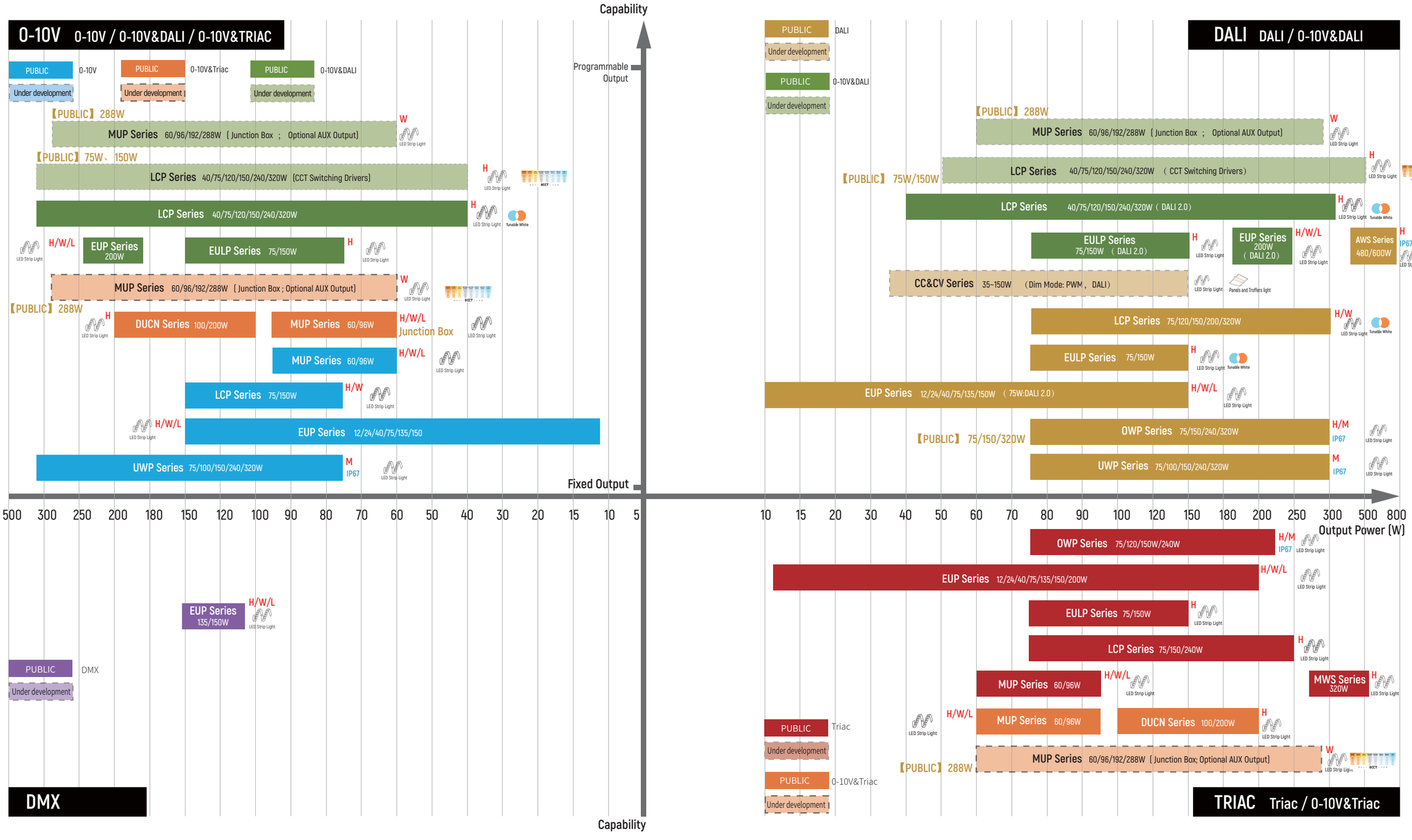

Product Roadmap

Euchips Product Roadmap 2026

US LED Drivers

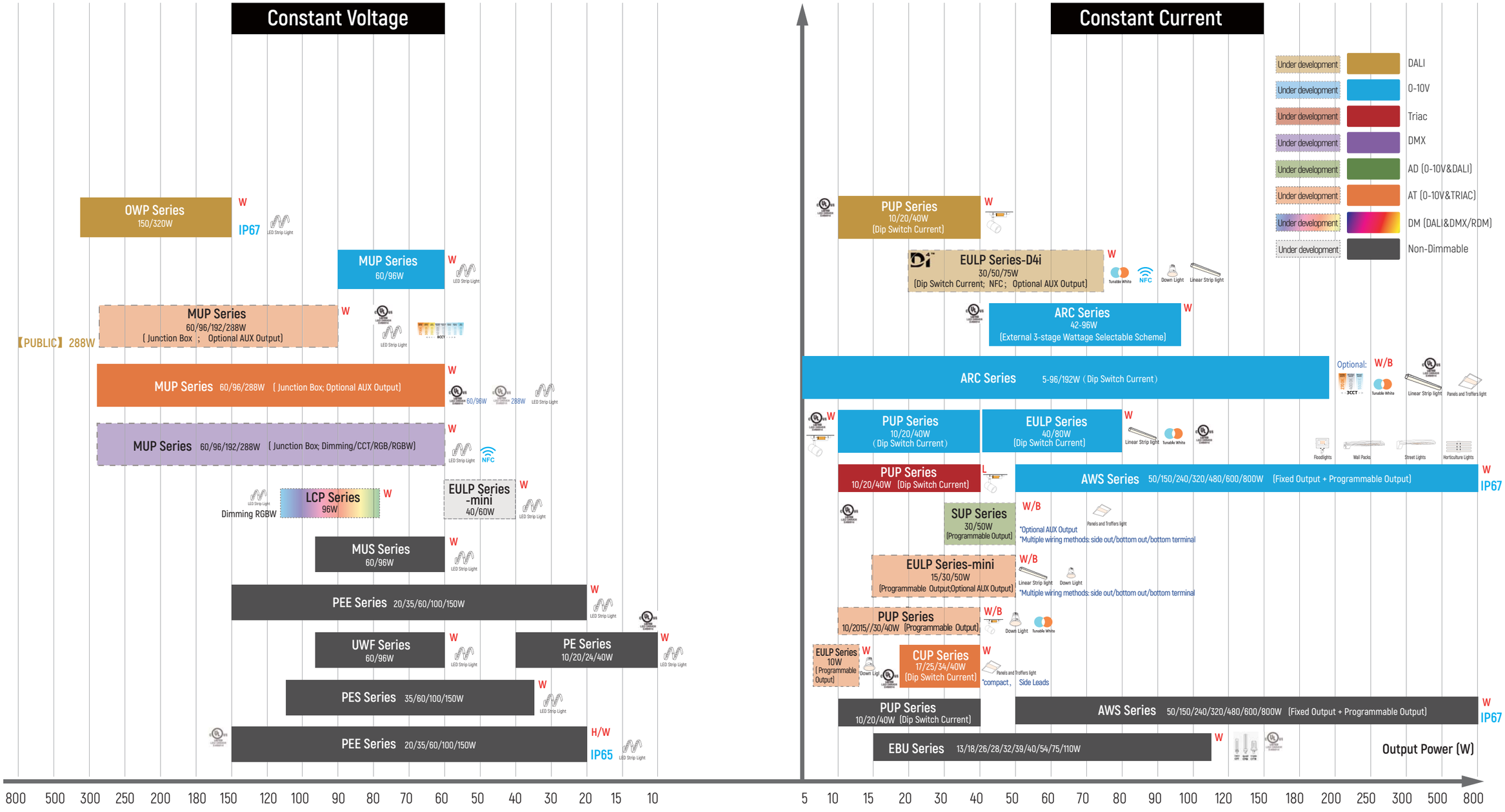

Product Roadmap

Euchips Product Roadmap 2026

Non-Dimmable LED Drivers

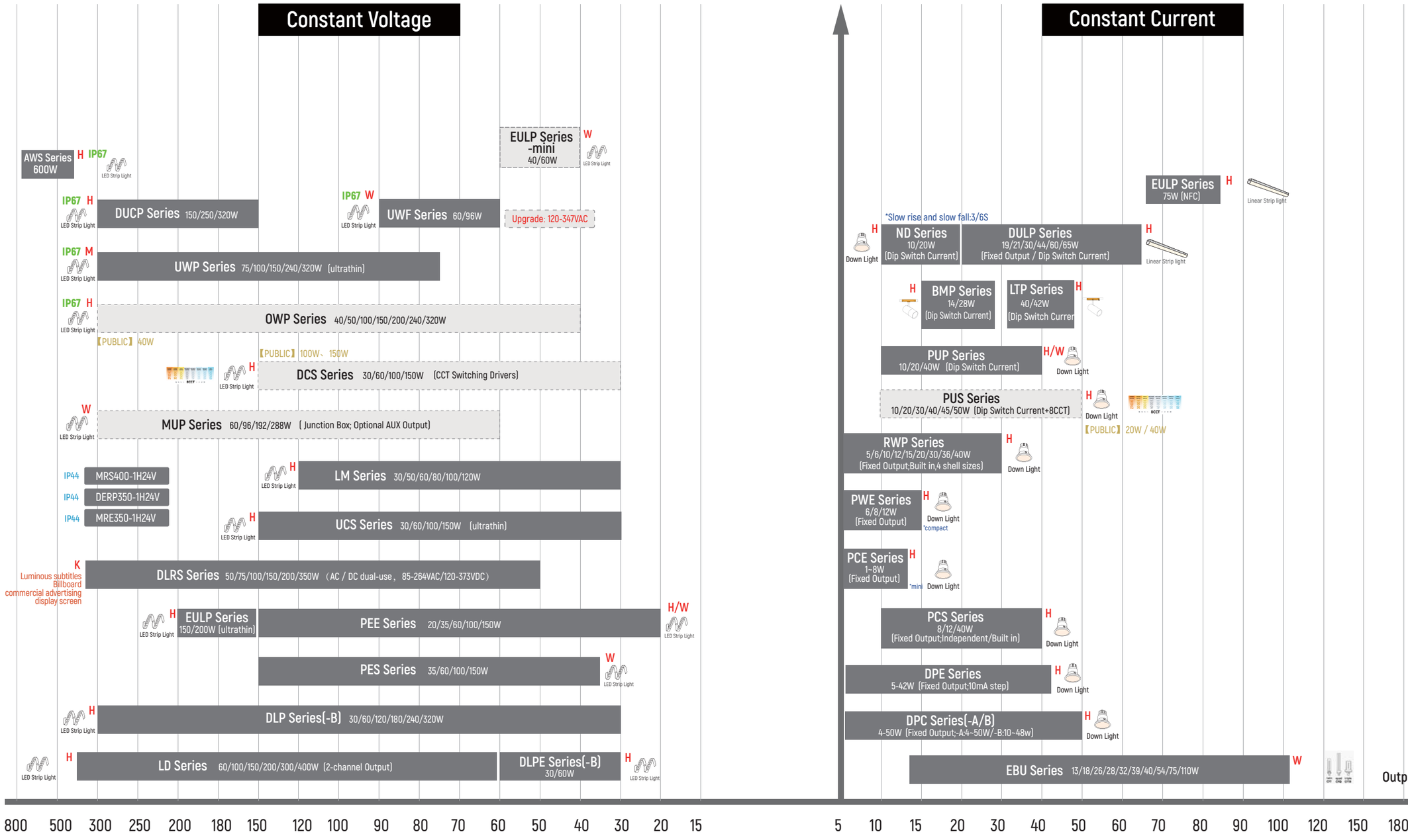

Downlight
Ceiling light







Standalone
Drivers



PCE



EUP
10W-30W



EUP
40W-60W



EUP
12W/20W
135*36*25

	Dim Type	Output Power	Item No.	Input Voltage(VAC)	Output Current Channel	Output Voltage (VDC)	Size(L*W*H) (mm)	Page
Dimmable	DALI	6W	PCE6D-1H500C	220-240	100-500mA*1	9-45	84*20*20	60
			PCE6D-1H700C	220-240	250-700mA*1	2-25	84*20*20	60
		10W	EUPS10D-1HMC/NC-120 NEW	220-240	120/150/180/210/250/300/320/350mA*1 (NFC:120-350mA) NFC	9-45	125*29.6*22.6	60
			EUPS10D-1HMC/NC-350 NEW	220-240	350/400/450/500/550/600/650/700mA*1 (NFC:350-700mA) NFC	2-21	125*29.6*22.6	60
			EUP10D-1HMC-0-120	220-240	120/150/170/200/220/250/270/300mA*1	9-45	110*30*22	60
			EUP10D-1HMC-0-350	220-240	350/400/450/500/550/600/650/700mA*1	2-24	110*30*22	60
			EUP10D-1HNC-120	220-240	120~300mA*1 NFC	9-45	110*30*22.6	60
			EUP10D-1HNC-350	220-240	350~700mA*1 NFC	2-24	110*30*22.6	60
		12W	EUPS12D-1HMC/NC-200 NEW	220-240	200/220/240/260/280/300/320/350mA*1 (NFC:200-350mA) NFC	9-45	125*29.6*22.6	60
			EUP12D-1HMC-200	220-240	200/220/240/260/280/300/320/350mA*1	9-42	110*30*22	60
			EUP12D-1HNC	220-240	120-350mA*1 NFC	9-42	135*36*25	60
		15W	EUPS15D-1HMC/NC-280 NEW	220-240	280/300/320/350/380/400/420/450mA*1 (NFC:280-450mA) NFC	9-45	125*29.6*22.6	60
			EUPS15D-1HMC/NC-350 NEW	220-240	350/400/450/500/550/600/650/700mA*1 (NFC:350-700mA) NFC	2-21	125*29.6*22.6	60
			EUP15D-1HMC-280	220-240	280/300/320/350/380/400/420/450mA*1	9-42	110*30*22	60
		20W	EUPS20D-1HMC/NC NEW	220-240	350/400/450/500/550/600/650/700mA*1 (NFC:350-700mA) NFC	9-45	125*29.6*22.6	61
			EUP20D-1HMC/NC	220-240	350/400/450/500/550/600/650/700mA*1 (NFC:350-700mA) NFC	9-42	135*36*25	61
		30W	EUP30D-1HMC-0	220-240	550/600/650/700/750/800/850/900mA*1	9-45	150*43*29	61
		40W	EUP40D-1HMC-0	220-240	850/900/950/1000/1050/1100/1150/1200mA*1	9-45	137*82*31	61
			PCP40D-1WMC	100-277	350/500/600/700/800/850/900/1050mA*1	9-48	103*68*30	61
		50W	EUP50D-1HMC-0	220-240	1050/1100/1150/1200/1250/1300/1350/1400mA*1	9-45	137*82*31	61
		60W	EUP60D-1HMC-0	200-240	1050/1200/1400mA*1	9-58	203*54*33	61
	0/1-10V	6W	PCE6A-1H500C	220-240	100-500mA*1	9-45	84*20*20	90
			PCE6A-1H700C	220-240	250-700mA*1	2-25	84*20*20	90
		10W	EUPS10A-1HMC-120 NEW	220-240	120/150/180/200/240/270/300/350mA*1	9-45	125*29.6*22.6	90
			EUPS10A-1HMC-350 NEW	220-240	350/400/450/500/550/600/650/700mA*1	2-21	125*29.6*22.6	90
			EUP10A-1HMC-1-120	220-240	120/150/180/200/240/270/300/350mA*1	9-42	110*30*22	90
			EUP10A-1HMC-1-350	220-240	350/400/450/500/550/600/650/700mA*1	2-21	110*30*22	90
		12W	EUPS12A-1HMC-200 NEW	220-240	200/220/240/260/280/300/320/350mA*1	9-45	125*29.6*22.6	90
			EUP12A-1HMC-200	220-240	200/220/240/260/280/300/320/350mA*1	9-42	110*30*22	90
			EUP12A-1HMC	220-240	120/150/180/210/250/280/300/350mA*1	9-42	135*36*25	90
		15W	EUPS15A-1HMC-280 NEW	220-240	280/300/320/350/380/400/420/450mA*1	9-45	125*29.6*22.6	90
			EUPS15A-1HMC-350 NEW	220-240	350/400/450/500/550/600/650/700mA*1	2-21	125*29.6*22.6	90
			EUP15A-1HMC-280	220-240	280/300/320/350/380/400/420/450mA*1	9-42	110*30*22	90
		20W	EUPS20A-1HMC NEW	220-240	350/400/450/500/550/600/650/700mA*1	9-45	125*29.6*22.6	90
			EUP20A-1HMC	220-240	350/400/450/500/550/600/650/700mA*1	9-42	135*36*25	90
		30W	EUP30A-1HMC-1	220-240	550/600/650/700/750800/850/900mA*1	9-45	150*43*29	91
		40W	EUP40A-1HMC-1	220-240	850/900/950/1000/1050/1100/1150/1200mA*1	9-45	137*82*31	91
		50W	EUP50A-1HMC-1	220-240	1050/1100/1150/1200/1250/1300/1350/1400mA*1	9-45	137*82*31	91
			EUP50A-1HMC-M	220-240	800/900/1000/1050/1100/1200/1300/1400mA*1	9-45	185*42.5*28.5	91
		60W	EUP60A-1HMC-1	200-240	1050/1200/1400mA*1	9-58	203*54*33	91
	可控硅	10/15/20/30/40W	AWSXXT-1HXXXC	220-240	250/350/500/750/1050mA*1	9-45	TBD	79
		10W	EUPS10T-1HMC-120 NEW	220-240	120/150/180/210/250/300/320/350mA*1	9-45	125*29.6*22.6	80
			EUPS10T-1HMC-350 NEW	220-240	350/400/450/500/550/600/650/700mA*1	2-21	125*29.6*22.6	80
			EUP10T-1HMC-0-120	220-240	120/150/180/210/270/300/330/350mA*1	9-42	110*30*22	80
			EUP10T-1HMC-0-350	220-240	350/400/450/500/550/600/650/700mA*1	2-21	110*30*22	80
		12W	EUPS12T-1HMC-200 NEW	220-240	200/220/240/260/280/300/320/350mA*1	9-45	125*29.6*22.6	80
			EUP12T-1HMC-200	220-240	200/220/240/260/280/300/320/350mA*1	9-42	110*30*22	80
		15W	EUPS15T-1HMC-280 NEW	220-240	280/300/320/350/380/400/420/450mA*1	9-45	125*29.6*22.6	80
			EUPS15T-1HMC-350 NEW	220-240	350/400/450/500/550/600/650/700mA*1	2-21	125*29.6*22.6	80
			EUP15T-1HMC-280	220-240	280/300/320/350/380/400/420/450mA*1	9-42	110*30*22	80
		20W	EUPS20T-1HMC NEW	220-240	350/400/450/500/550/600/650/700mA*1	9-45	125*29.6*22.6	80
			EUP20T-1HMC-0	220-240	350/400/450/500/550/600/650/700mA*1	9-40	150*43*29	80
		30W	EUP30T-1HMC-0	220-240	550/600/650/700/750/800/850/900mA*1	9-42	185*43*29	80
		45W	EUP45T-1WMC-0	200-240	500/700/900/1050mA*1	33-65	137*82*31	80
		60W	EUP60T-1HMC-0	200-240	900/1050/1200/1400mA*1	9-54	137*82*31	80
Tunable White	DALI	12W	EUP12D-2HMC-0	220-240	120/150/180/200/240/270/300/350mA 2	9-42	150*43*29	63
		20W	EUP20D-2HMC-0	220-240	350/400/450/500/550/600/650/700mA 2	9-42	150*43*29	63
		25W	EUP25D-2HMC	220-240	350/400/450/500/550/600/650/700mA 2	9-45	135*36*25	63
		30W	EUP30D-2HMC	220-240	500/550/600/650/700/750/800/850mA 2	9-45	135*36*25	63
		40W	EUP40D-2HMC-0	220-240	500/600/700/800mA 2	9-42	137*82*31	63
	0/1-10V	12W	EUP12A-2HMC	220-240	120/150/180/210/260/290/320/350mA*1	9-42	150*43*29	87
		20W	EUP20A-2HMC	220-240	350/400/450/500/550/600/650/700mA 2	9-42	150*43*29	87
		40W	EUP40A-2HMC	220-240	750/800/850/900/950/1000/1050/1100mA 2	9-45	185*42.5*28.5	87

Track Spotlight







Built-in Drivers



PUP



RWP



BMP



LTP



DEE

	Dim Type	Output Power	Item No.	Input Voltage(VAC)	Output Current Channel	Output Voltage (VDC)	Size(L*W*H) (mm)	Page
Dimmable	DALI	10W	PUP10D-1WMC-350	100-240/120-277	120/150/180/210/260/290/320/350mA*1	9-42	75*35*26.5	59
			PUP10D-1WMC-700	100-240/120-277	350/400/450/500/550/600/650/700mA*1	2-21	75*35*26.5	59
		12W	RWP12D-1H300C	220-240	300mA*1	9-40	φ55*H28	59
		20W	PUP20D-1WMC	100-240/120-277	350/400/450/500/550/600/650/700mA*1	9-45	88*43*26.5	59
			PUP20D-1WMC-430 NEW	120-277	250/280/300/330/350/380/400/430mA*1	9-45	88*43*26.5	59
		22W	RWP22D-1H600C	220-240	600mA*1	9-36	φ65*H28	59
		30W	RWP30D-1H700C	220-240	700mA*1	9-42	φ80*H30	59
		40W	PUP40D-1WMC-850	100-240/120-277	500/550/600/650/700/750/800/850mA*1	9-48	121*44*26.5	59
			PUP40D-1WMC-1200	100-240/120-277	850/900/950/1000/1050/1100/1150/1200mA*1	9-42	121*44*26.5	59
	0/1-10V	10W	PUP10A-1WMC-700	100-240/120-277	350/400/450/500/550/600/650/700mA*1	2-21	75*35*26.5	91
			PUP10A-1WMC-350	100-240/120-277	120/150/180/210/260/270/320/350mA*1	9-42	75*35*26.5	91
		20W	PUP20A-1WMC	100-240/120-277	350/400/450/500/550/600/650/700mA*1	9-45	88*43*26.5	91
			PUP20A-1WMC-430 NEW	120-277	250/280/300/330/350/380/400/430mA*1	9-45	88*43*26.5	91
		40W	PUP40A-1WMC-850	100-240/120-277	500/550/600/650/700/750/800/850mA*1	9-48	121*44*26.5	91
			PUP40A-1WMC-1200	100-240/120-277	850/900/950/1000/1050/1100/1150/1200mA*1	9-42	121*44*26.5	91
	TRIAC	10W	PUP10T-1HMC-350	220-240	120/150/180/210/260/290/320/350mA*1	9-42	75*35*26.5	79
			PUP10T-1HMC-700	220-240	350/400/450/500/550/600/650/700mA*1	2-21	75*35*26.5	79
		20W	PUP20T-1HMC	220-240	350/400/450/500/550/600/650/700mA*1	9-45	88*43*26.5	79
		40W	PUP40T-1HMC-850	220-240	500/550/600/650/700/750/800/850mA*1	9-48	121*44*26.5	79
			PUP40T-1HMC-1200	220-240	850/900/950/1000/1050/1100/1150/1200mA*1	9-42	121*44*26.5	79
	0/1-10V& TRIAC/ELV	10W	PUP10AT-1WPC	120-277	120~350mA*1	9-45V	75*35*26.5	143
		15W	PUP15AT-1WPC	120-277	250~500mA*1	9-45V	75*35*26.5	143
		20W	PUP20AT-1WPC	120-277	350~700mA*1	9-45V	75*35*26.5	143
		30W	PUP30AT-1WPC	120-277	500~1050mA*1	9-45V	88*43*26.5	143
		40W	PUP40AT-1WPC	120-277	800~1200mA*1	9-45V	88*43*26.5	143
	DALI	12W	RWP12D-1H300C	220-240	300mA*1	9-40	φ55*H28	59
		14W	BMP14D-1SMC	42-52	120/150/180/210/250/280/300/350mA*1	9-40	125*14*10	165
		21W	BMP21D-1SMC	42-52	700/750/800/850/900/950/1000/1050mA*1	9-20	125*14*10	165
		22W	RWP22D-1H600C	220-240	600mA*1	9-36	φ65*H28	59
		28W	BMP28D-2SMC-S	42-52	350/400/450/500/550/600/650/700mA - 2	9-40	125*14*10	165
			BMP28D-1SMC	42-52	350/400/450/500/550/600/650/700mA*1	9-40	125*14*10	165
		30W	RWP30D-1H700C	220-240	700mA*1	9-42	φ80*H30	59
		48W	BMP48D-1S48V	24-48	1A*1	24-48	125*14*10	166
		25W	LTP25D-1HMC	220-240	350/400/450/500/550/600/650/700mA*1	12-42	260*32*44.5	59
		40W	LTP40D-1HMC	220-240	700/750/800/850/900/950/1000/1050mA*1	12-42	260*32*44.5	59
	0/1-10V	14W	BMP14A-1SMC	42-52	120/150/180/210/250/280/300/350mA*1	9-40	125*14*10	167
		28W	BMP28A-1SMC	42-52	350/400/450/500/550/600/650/700mA*1	9-40	125*14*10	167
			BMP28A-2SMC-S	42-52	350/400/450/500/550/600/650/700mA*1	9-40	125*14*10	167
Tunable White	DALI	14W	BMP14D-2SMC	42-52	120/150/180/210/250/280/300/350mA - 2CH	9-40	125*14*10	165
		28W	BMP28D-2SMC	42-52	350/400/450/500/550/600/650/700mA - 2CH	9-(Vin-6)VDC	125*14*10	165
ON/OFF	/	12W	BMP12-1SMC	48	150/200/250/300mA*1	24-42	63.2*12*9.5	168
		20W	BMP20-1SMC	48	350/400/450/500mA*1	24-42	63.2*12*9.5	168
		28W	BMP28-1SMC	42-52	350/500/550/700mA*1	9-40	125*14*10	168
ON/OFF	/	19W	LTP19-1HMC-4X-B -W-G	220-240	250/350/400/500mA*1	30-38	155*31.1* 42.2	185
		42W	LTP42-1HMC-3X-B W G	220-240	700/750/800/850/900/950/1000/1050mA*1	20-42	143*34*32.3	185
		42W	LTP42-1HMC-4XH-B W G	220-240	350/400/450/500/550/600/650700/ 750/800/850/900/950/1000/1050mA*1	10-42	212.7*31.9*36.4	185
		42W	LTP42-1HMC-4X-W B G	220-240	350/400/450/500/550/600/650700/ 750/800/850/900/950/1000/1050mA*1	10-42	158*31.1*42.1	185
		42W	LTP42-1WMC-4X-W B G	120-277	350/400/450/500/550/600/650700/ 750/800/850/900/950/1000/1050mA*1	10-42	217.7*31.1*42.2	185
		4W	DEE4-1H100C	220-240	100mA*1	27-40	88*28*21	188
		6W	DEE6-1H150C	220-240	150mA*1	27-40	88*28*21	188
		8W	DEE8-1H200C	220-240	200mA*1	27-40	88*28*21	188
		10W	DEE10-1H250C	220-240	250mA*1	27-40	88*28*21	188
		12W	DEE12-1H300C	220-240	300mA*1	27-40	88*28*21	188
		15W	DEE15-1H350C	220-240	350mA*1	27-42	95.8*36.2*25	188
		19W	DEE19-1H450C	220-240	450mA*1	27-42	95.8*36.2*25	188
		21W	DEE21-1H500C	220-240	500mA*1	27-42	95.8*36.2*25	188
		23W	DEE23-1H600C	220-240	600mA*1	27-42	95.8*36.2*25	188

Panel Light





PUS



EUP



PCP



SCP

Profile Light





ARC



AWS



EULP

	Dim Type	Output Power	Item No.	Input Voltage(VAC)	Output Current Channel	Output Voltage (VDC)	Size(L*W*H) (mm)	Page
	DALI	28W	PUS28D4-1HNC NEW	220-240	300-800mA*1 NFC	24-52	133.5*50*26	61
		36W	PUS36D4-1HNC NEW	220-240	300-1050mA*1 NFC	24-52	133.5*50*26	61
		40W	EUP40D-1HMC-0	220-240	850/900/950/1000/1050/1100/1150/1200mA*1	9-45	137*82*31	61
			PCP40D-1WMC	100-277	350/500/600/700/800/850/900/1050mA*1	9-48	103*68*30	61
		50W	EUP50D-1HMC-0	220-240	1050/1100/1150/1200/1250/1300/1350/1400mA*1	9-45	137*82*31	61
		60W	EUP60D-1HMC-0	200-240	1050/1200/1400mA*1	9-58	203*54*33	61
		40W	SCP40D4S-1H1050NC NEW	200-240	105-1050mA*1 NFC	28-60	133*77*33	61
		80W	SCP80D4S-1H1050NC NEW	200-240	105-1050mA*1 NFC	35-120	133*77*33	61
		120W	SCP120D4S-1H1050NC NEW	200-240	105-1050mA*1 NFC	75-180	133*77*33	61
	TRIAC/ELV	45W	EUP45T-1WMC-0	200-240	500/700/900/1050mA*1	33-65	137*82*31	80
		60W	EUP60T-1HMC-0	200-240	900/1050/1200/1400mA*1	9-54	137*82*31	80
	0/1-10V	40W	EUP40A-1HMC-1	220-240	850/900/950/1000/1050/1100/1150/1200mA*1	9-45	137*82*31	91
		50W	EUP50A-1HMC-1	220-240	1050/1100/1150/1200/1250/1300/1350/1400mA*1	9-45	137*82*31	91
		50W	EUP50A-1HMC-M	220-240	800/900/1000/1050/1100/1200/1300/1400mA*1	9-45	185*42.5*28.5	91
		60W	EUP60A-1HMC-1	200-240	1050/1200/1400mA*1	9-58	203*54*33	91
	DALI& 0/1-10V	40W	EUP40AD-1HMC-M	220-240	750/800/850/900/950/1000/1050/1100mA*1	9-45	185*43*29	69
		45W	PSP45AD-1HMC	200-240	500/600/700/800/900/1050/1200/1400mA*1	19-52	180*70*32	69
			PCP45AD-1HMC	220-240	700/750/800/850/900/950/1000/1050mA*1	9-45	103*68*30	69
		50W	EUP50AD-1HMC-M	220-240	800/900/1000/1050/1000/1200/1300/1400mA*1	9-45	185*43*29	69
	0/1-10V	5-192W	ARCXXAX-1WMC-XX-XX	120-277 & 120-347	240-2400mA	30-50	XX*XX*XX	127-138
		50W	AWS50A-1UMC-1000	100-277	500-2100mA (Default :1000mA)	22-54	354*238*194	92
		600W	AWS600A-1UMC	100-277	5-11.8A*1	27-54	271*131*50	92
		800W	AWS800A-1UMC	100-277	14.8A*1	27-54	271*131*50	92
Tunable White	DALI	40W	EUP40D-2HMC-0	220-240	500/600/700/800mA 2	9-42	137*82*31	63
Dimmable	0/1-10V& TRIAC/ELV	15W	EULP15AT-1WPC-WS	120-277	150-400mA	9-54V	84*26*21.5	142
			EULP15AT-1WPC-WB	120-277	150-400mA	9-54V	84*26*21.5	142
			EULP15AT-1WPC-CS	120-277	150-400mA	9-54V	TBD	142
		30W	EULP30AT-1WPC-WS	120-277	350-1050mA	9-54V	84*26*21.5	142
			EULP30AT-1WPC-WB	120-277	350-1050mA	9-54V	84*26*21.5	142
			EULP30AT-1WPC-CS	120-277	350-1050mA	9-54V	TBD	142
		50W	EULP50AT-1WPC-WS	120-277	700-1250mA	9-54V	84*26*21.5	142
			EULP50AT-1WPC-WB	120-277	700-1250mA	9-54V	84*26*21.5	142
			EULP50AT-1WPC-CS	120-277	700-1250mA	9-54V	TBD	142
	DALI	15W	EULP15D-1HMC-0	200-240	500mA*1	9-30	278*30*28	62
		20W	EULP20D-1WMC-0	100-240	350/500/700mA*1	9-45	280*30*21	62
		30W	EULP30D4S-1WNC NEW	120-277	100-1100mA*1 NFC	9-52	280*30*21	62
		35W	EULP35D-1WMC-0	100-240	600/700/800/900mA*1	9-45	280*30*21	62
			EULP35D-1HMC-0	220-240	550/600/650/700/750/800/850/900mA mA*1	9-54	280*30*21	62
		38W	EULP38D-1HMC	220-240	120/150/200/230/350/380/430/460mA*1	50-150	280*30*21	62
		40W	EULP40D-1HMC	220-240	80/120/160/200/240/280/320/350mA*1	100-250	280*30*21	62
		50W	EULP50D4S-1WNC NEW	120-277	100-1400mA*1 NFC	9-52	280*30*21	62
		60W	EULP60D-1HMC	220-240	150/200/250/300/350/400/450/500mA*1	100-250	280*30*21	62
		65W	EULP65D-1HMC-0	220-240	1050/1200/1400mA*1	9-45	360*30*21	62
			EULP65D-1HMC	220-240	700/800/900/1000/1100/1200/1300/1400mA*1	9-45	280*30*21	62
		75W	EULP75D-1HMC	220-240	800/900/1000/1100/1200/1300/1400/1500mA*1	27-54	280*30*21	62
		80W	EULP80D-1WMC	100-277	150/200/250/280/300/350/365/400mA*1	100-200	280*30*21	62
			EULP80D4S-1WNC NEW	120-277	100-2000mA*1 NFC	27-40	280*30*21	62
		96W	EULP96D4S-1WNC NEW	120-277	100-2800mA*1 NFC	9-45	360*30*21	62
		100W	EULP100D-1HMC	220-240	150/200/250/300/350/400/450/500mA*1	100-250	280*30*21	62
		150W	EULP150D-1HMC	220-240	350/400/450/500/550/600/650/700mA*1	100-250	280*30*21	62
		300W	EULP300D-1HMC	220-240	500/600/700/800/900/1000/1200/1400mA*1	170-300	360*30*21	62

Profile Light





EULP

Panel Light





PUS

Lamp with
Constant Voltage Drivers



Indoor
Driver



EUP



MUP



EUP75

	Dim Type	Output Power	Item No.	Input Voltage(VAC)	Output Current Channel	Output Voltage (VDC)	Size(L*W*H) (mm)	Page
Dimmable	0/1-10V	20W	EULP20A-1HMC	220-240	350/400/450/500/550/600/650/700mA*1	9-54	280*30*21	92
		35W	EULP35A-1H1400C-0	220-240	1400mA*1	9-27	360*30*21	92
			EULP35A-1HMC	220-240	550/600/650/700/750/800/850/900mA*1	9-54	280*30*21	92
		50W	EULP50A-1H1400C-0	220-240	1400mA*1	9-35	360*30*21	92
		65W	EULP65A-1HMC	220-240	700/800/900/100/1100/1200/1300/1400mA*1	9-54	280*30*21	92
	DALI& 0/1-10V	75W	EULP75AD-1H24V	220-240	3.125A*1	24	280*30*21	70
		150W	EULP150AD-1H24V	220-240	6.25A*1	24	295*40*32	70
	Triac/ELV	75W	EULP75T-1H24V	220-240	3.1A*1	24	280*30*21	77
		150W	EULP150T-1H24V-0	220-240	6.25A*1	24	360*30*21	77
Tunable White	DALI	50W	EULP50D-2HMC-0	220-240	900/1050/1200/1400mA 2	9-42	360*30*21	63
		85W	EULP85D-2HMC	220-240	1100/1200/1300/1400/1500/1600/1700/1800A 2	20-52	360*30*21	63
		75W	EULP75D-2H24V	220-240	3.125A	24	360*30*21	57
		150W	EULP150D-2H24V	220-240	6.25A	24	360*30*21	57
ON/OFF	NFC	75W	EULP75-1HNC	220-240	125 – 550mA*1	54-216VDC	280*30*21	182
ON/OFF	CCT Selectable	10W	PUS10-2HMC-S8	220-240	120/200/250/300mA	15-40	133.5*50*26	181
		20W	PUS20-2HMC-S8	220-240	350/400/450/500mA	15-45	133.5*50*26	181
		30W	PUS30-2HMC-S8	220-240	550/600/650/700mA	9-45	133.5*50*26	181
		40W	PUS40-2HMC-S8	220-240	750/800/850/900mA	9-45	133.5*50*26	181
		45W	PUS45-2HMC-S8	220-240	950/1000/1050/1100mA	9-45	133.5*50*26	181
		50W	PUS50-2HMC-S8	220-240	1150/1200/1300/1400mA	9-38	133.5*50*26	181

	Dimmable manner	Output Power	Item No.	Input Voltage(VAC)	Output Current Channel	Output Voltage (VDC)	Size(L*W*H) (mm)	Page
Dimmable	DALI	12W	EUP12D-1H12V-0	220-240	1A*1	12	78*36*29	55
		24W	EUP24D-1H24V-0	220-240	1A*1	24	150*43*29	55
		75W	EUP75D-1H12V-0	220-240	6.2A*1	12	213*54*33	55
			EUP75D-1H24V-0	220-240	3.1A*1	24	213*54*33	55
		135W	EUP135D-1W12V-0	100-240	12.5A*1	12	206*75*40	55
		150W	EUP150D-1W24V-0	100-240	6.25A*1	24	206*75*40	55
	0/1-10V	12W	EUP12A-1W12V-1	100-240	1A*1	12	78*36*29	87
			EUP12A-1H12V-1	220-240	1A*1	12	78*36*29	87
		24W	EUP24A-1H24V-1	220-240	1A*1	24	150*43*29	87
		60W	MUP60A-1W12V	120-277	5A*1	12	242*44*30	87
			MUP60A-1W24V	120-277	2.5A*1	24	242*44*30	87
		75W	EUP75A-1H24V-1	220-240	3.1A*1	24	203*54*33	87
			LCP75A-1H24V	220-240	3.125A*1	24	295*40*32	88
		96W	MUP96A-1W12V	120-277	8A*1	12	242*44*30	147
			MUP96A-1W24V	120-277	4A*1	24	242*44*30	147

Lamp with

Constant Voltage Drivers







Indoors

Driver



MUP



MUP /-B



EUP



LCP



DUCN

	Dim Type	Output Power	Item No.	Input Voltage(VAC)	Output Current Channel	Output Voltage (VDC)	Size(L*W*H) (mm)	Page
Dimmable	DMX	96W	MUP96M-4W24VN-B	120-277	4A 4	24-26	241*81*38	153
	0/1-10V& TRIAC/ELV	60W	MUP60AT-1W24V /-BW	120-277	2.5A*1	24	242*44*30 /-BW: 244*106*41.5	146
		96W	MUP96AT-1W24V /-BW	120-277	4A*1	24	242*44*30 /-BW: 244*106*41.5	146
		180W	MUP180AT-3W24V-BW	120-277	2.5A*3	24	260*132*52	146
		192W	MUP192AT-2W24V-BW	120-277	4A*2	24	260*132*52	146
		288W	MUP288AT-1W24V-BW	120-277	4A 3	24	260*132*52	146
	0/1-10V	135W	EUP135A-1W12V-1	100-240	11.25A*1	12	206*75*40	87
		150W	EUP150A-1W24V-1	100-240	6.25A*1	24	206*75*40	87
			LCP150A-1H24V	220-240	6.25A*1	24	295*40*32	88
Tunable White	0/1-10V	75W	LCP75A-2W24V	120-277	3.125A 2	24	295*40*32	89
		150W	LCP150A-2W24V	120-277	6.25 2	24	360*40*32	89
		240W	LCP240A-2H24V	220-240	10 2	24	360*40*32	89
	DALI	75W/150W	EULP75D/150D-2H24V	220-240	3.125A 2 6.25A 2	24	295*40*32	57
		75W	LCP75D-2W12V/24V	120-277	6.25A 2 3.125A 2	12 24	295*40*32	57
		150W	LCP150D-2W12V/24V	120-277	12.5A 2 6.25A 2	12 24	360*40*32	57
		200W	LCP200D-2H48V	220-240	4.16A 2	48	360*40*32	57
		320W	LCP320D-2H24V	220-240	13.3A 2	24	360*40*32	57
Dimmable	DALI& 0/1-10V	40W	LCP40AD-1H12V	220-240	3.33A*1	12	185*42.5*28.5	56
			LCP40AD-1H24V	220-240	1.66A*1	24	185*42.5*28.5	56
		75W	LCP75AD-1H12V	220-240	6.25A*1	12	295*40*32	56
			LCP75AD-1H24V	220-240	3.125A*1	24	295*40*32	56
		120W	LCP120AD-1H12V	220-240	10A*1	12	295*40*32	56
		150W	LCP150AD-1H24V	220-240	6.25A*1	24	295*40*32	56
		200W	EUP200AD-1H12V-0	220-240	17A*1	12	310*60*45	56
			EUP200AD-1H24V-0	220-240	8.3A*1	24	310*60*45	56
		240W	LCP240AD-1H24V	220-240	10A*1	24	360*40*32	56
		240W	LCP240AD-1H48V	220-240	5A*1	48	360*40*32	56
		320W	LCP320AD-1H24V	220-240	1.6*1	24	360*40*32	56
		288W	MUP288ADS-3W24V-B/BW	120-277	4A 3	24	262*104*46	160
	DALI&DMX	96W	LCP96DM-4W24V	120-277	4A 4	24	295*40*32	146
	可控硅	24W	EUP24T-1H24V-0	220-240	1A*1	24	150*43*29	77
		60W	MUP60T-1W12V	120-277	5A*1	12	242*44*30	77
			MUP60T-1W24V	120-277	2.5A*1	24	242*44*30	77
		75W	EUP75T-1H12V-0	220-240	6.2A*1	12	213*54*33	78
			EUP75T-1H24V-0	220-240	3.1A*1	24	213*54*33	78
			LCP75T-1H12V	220-240	6.25A*1	12	295*40*32	77
			LCP75T-1H24V	220-240	3.1A*1	24	295*40*32	77
		96W	MUP96T-1W12V	120-277	8A*1	12	242*44*30	77
			MUP96T-1W24V	120-277	4A*1	24	242*44*30	77
		150W	EUP150T-1H12V-0	220-240	12.5A*1	12	260*78.3*45	78
			EUP150T-1H24V-0	220-240	6.25A*1	24	260*78.3*45	78
			LCP150T-1H12V	220-240	12.5A*1	12	360*40*32	77
			LCP150T-1H24V	220-240	6.25A*1	24	360*40*32	77
		200W	EUP200T-1H12V-0	220-240	16.7A*1	12	310*60*45	77
			EUP200T-1H24V-0	220-240	8.3A*1	24	310*60*45	77
	0/1-10V& 可控硅	100W	DUCN100AT-1H24V	220-240	4.16A*1	24	231*48*29	77
		200W	DUCN200AT-1H24V	220-240	8.33A*1	24	231*48*29	77

Lamp with

Constant Voltage Drivers

Indoors

Driver



LCP



EULP 40 60



LTP



UCS

Lamp with

Constant Voltage Drivers

Outdoors

Driver





UWP





AWS

	Dim Type	Output Power	Item No.	Input Voltage(VAC)	Output Current Channel	Output Voltage (VDC)	Size(L*W*H) (mm)	Page
Tunable White	DALI	75W	LCP75D-2W12V	120-277	6.25A 2	12	295*40*32	57
			LCP75D-2W24V	120-277	3.125A 2	24	295*40*32	57
		150W	LCP150D-2W12V	120-277	12.5A 2	12	360*40*32	57
			LCP150D-2W24V	120-277	6.25A 2	24	360*40*32	57
		200W	LCP200D-2H48V	220-240	4.16A 2	24	360*40*32	57
	0/1-10V	75W	LCP75A-2W24V	120-277	3.125A 2	24	295*40*32	89
		150W	LCP150A-2W24V	120-277	6.25A 2	24	360*40*32	89
ON/OFF	/	40W	EULP40-1WXXV-T	120-277	3.3/1.67*1	12/24	155*41*30	159
		60W	EULP60-1WXXV-T	120-277	5/2.5*1	12/24	181*40.8*30	159
		100W	LTP100-1H48V	220-240	2.1A*1	48	355*25*22	185
		200W	LTP200-1H48V	220-240	4.16A*1	48	415*25*22	185
ON/OFF	CCT Selectable	30W	UCS30-2H24V-S8	220-240	1.25A*2	24	250*30*17	181
		60W	UCS60-2H24V-S8	220-240	2.5A*2	24	312*30*18	181
		100W	UCS100-2H24V-S8	220-240	4.16A*2	24	312*30*18	181
		150W	UCS150-2H24V-S8	220-240	6.25A*2	24	323*30.5*22	181
Dimmable	DALI	75W	UWP75D-1M12V	100 - 240	6.25A*1	12	270*61*25	58
			UWP75D-1M24V	100 - 240	3.13A*1	24	270*61*25	58
			OWP75D-1H12V	220-240	6.2A*1	12	187*64*33	58
		100W	UWP100D-1M12V	100 - 240	8.33A*1	12	270*61*25	58
			UWP100D-1M24V	100 - 240	4.17A*1	24	270*61*25	58
		150W	UWP150D-1M12V	100 - 240	12.5A*1	12	270*61*25	58
			UWP150D-1M24V	100 - 240	6.25A*1	24	270*61*25	58
			UWP150D-1M36V	100 - 240	4.17A*1	36	270*61*25	58
			UWP150D-1M48V	100 - 240	3.13A*1	48	270*61*25	58
			OWP150D-1H24V	220 - 240	6.25A*1	24	210*64*33	55
		240W	UWP240D-1M12V	100 - 240	20A*1	12	270*68*30	58
			UWP240D-1M24V	100 - 240	10A*1	24	270*68*30	58
			OWP240D-1M24V	100-240	10A*1	24	270*63*33	55
		320W	UWP320D-1M24V	100 - 240	13.3A*1	24	290*90*32	58
			OWP320D-1W24V	120-277	13.3A*1	24	270*63*33	55
			OWP320D-1M48V	120-277	6.6A*1	48	270*63*33	55
		480W	AWS480D-1H24V	220-240	20A*1	24	289*89.5*46.5	55
		600W	AWS600D-1H24V	220-240	25A*1	24	271*131*50	55
			AWS600D-1H48V	220-240	12.5A*1	48	271*131*50	55
	0/1-10V	75W	UWP75A-1M12V	100 - 240	6.25A*1	12	270*61*25	89
			UWP75A-1M24V	100 - 240	3.13A*1	24	270*61*25	89
		100W	UWP100A-1M12V	100 - 240	8.33A*1	12	270*61*25	89
			UWP100A-1M24V	100 - 240	4.17A*1	24	270*61*25	89
		150W	UWP150A-1M12V	100 - 240	12.5A*1	12	270*61*25	89
			UWP150A-1M24V	100 - 240	6.25A*1	24	270*61*25	89
			UWP150A-1M48V	100 - 240	3.13A*1	48	270*61*25	89
		240W	UWP240A-1M12V	100 - 240	20A*1	12	270*68*30	89
			UWP240A-1M24V	100 - 240	10A*1	24	270*68*30	89
		320W	UWP320A-1M24V	100 - 240	13.3A*1	24	320*90*30	89
	TRIAC/ELV	320W	MWS320T-1H24V	220-240	13.3A*1	24	317*70*44	78

DALI Series



DALI (Digital Addressable Lighting Interface) is one of the most popular standards of lighting control and a special protocol for digital lighting control. It is transmitted in the Manchester encoding format with great dimming function of whole, group dimming, addressing dimming, multiple scene mode settings, etc.

As requirements for lighting control system in modern high-end hotel, business center and home have increased, the Dali control is widely used and shows a strong advantage in the field of intelligent lighting control with its simple, reliable, excellent function, easy installation, flexible extend features.

IEC62386 is the international standard of digital addressable lighting interface, which solves the compatibility of different manufacturer's devices. It provides designers with the best performance and the most personalized selection solution. IEC62386-207 is the special requirements of LED module (DT6), which mainly defined the brightness adjustment and has been maturely applied in the field of lighting control.

IEC62386-209 is the special requirement of color control (DT8), which supports color control, include RGB and color temperature. It can be widely used in education, office, hospital, retail and other occasions.

This increased color control provides architects with more options for using Dali lamps to control the color and brightness of each room.

Dali standards have been developing over the decades and forming the DALI-2.0. DALI-2.0 fills the gaps of original standards and adds new function. It introduces the standardization of control devices, including input devices and control devices, while maintaining backward compatibility.

System Structure

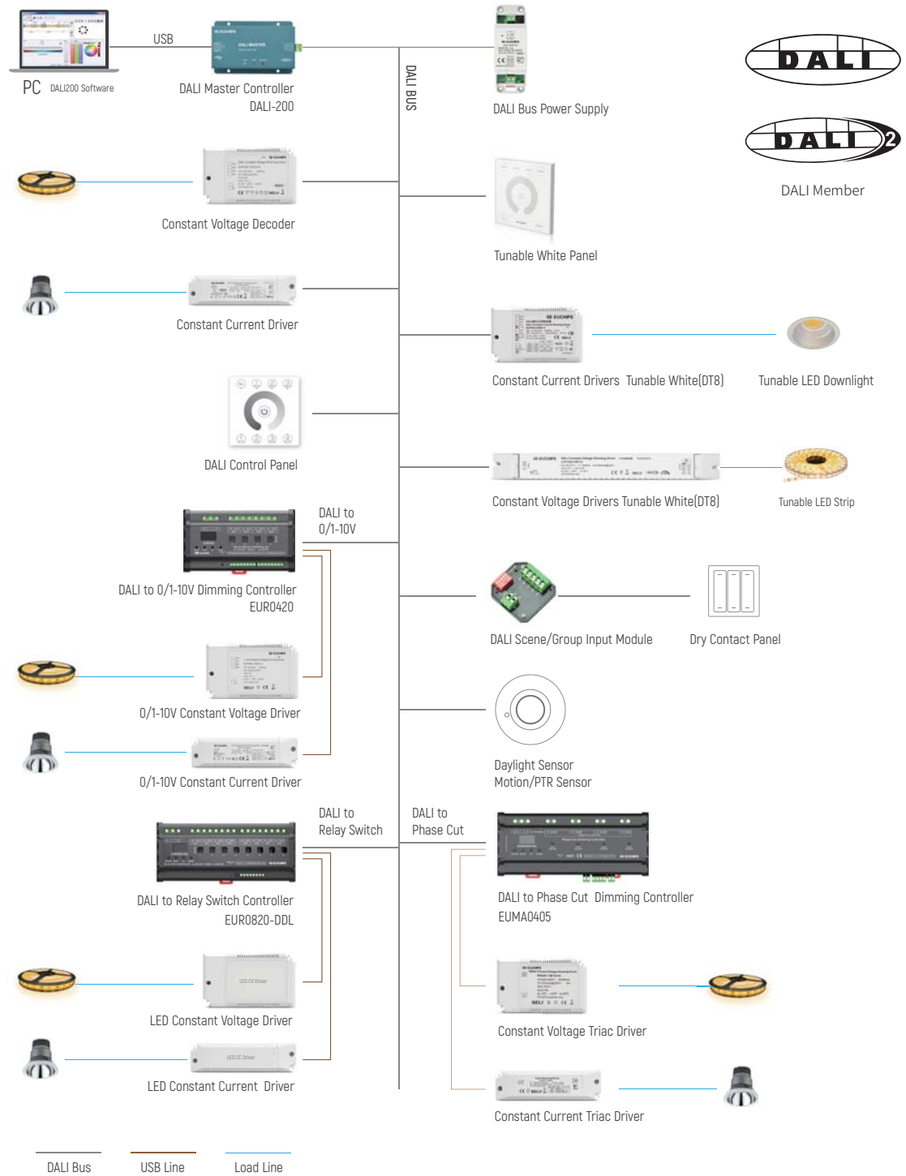

DALI Constant Voltage Drivers

Description

Widely used for brightness adjusting and color-temp. controlling of LED constant voltage lights. It can be used as decoder and also driver. Dimming with 1-100% range (LED brightness starts at 1%)

Features

· Comply to DALI standard protocol IEC 62386
· Short circuit / Over load protection
· Security level: 2
· DALI Digital control input, PWM output
· Support Touch DIM function, and can be dimmed manually

Advantages

· PWM digital dimming, no alter the LED color rendering index
· Built-in MCUs , customizable logarithmic curve, linear dimming curve
· Dimming depth : 1% Dimming range : 1%- 100%
· No minimum load requirements



Item No.	Product No.	Product pictures	Input Voltage (VAC)	Output Current Channel (mA)	Output Voltage (VDC)	Output Power (W)	Touch DIM (Push DIM)	G.W. g	Size(L*W*H) mm	Cert
EUP12D-1H12V-0	102200002101	1	220-240	1A*1	12	12	Support	85	78*36*29	CE
EUP200AD-1H12V-0	100200001101	2	220-240	16.7A*1	12	200	Support	865	310*60*45	CE CB DALI
EUP200AD-1H24V-0	100200013101	2	220-240	8.3A*1	24	200	Support	865	310*60*45	CE CB DALI
EUP200AD-1H48V-0	100200120101	2	220-240	4.16A*1	48	200	Support	860	310*60*45	DALI
EULP75AD-1H24V	102200670101	3	220-240	3.125A*1	24	75	Support	200	280*30*21	CE CB DALI
EULP150AD-1H24V	100200060101	3	220-240	6.25A*1	24	150	Support	350	360*30*21	CE CB DALI
LM75D-1H24V-B	102201210201	4	220-240	3.125A*1	24	75	Support	186	145*50*29	-
LM100D-1H24V-B	102201220201	4	220-240	4.17A*1	24	100	Support	186	145*50*29	-
LM150D-1H24V-B	102201250201	4	220-240	6.25A*1	24	150	Support	240	188*49*28	-
LM300D-1H24V-B	102201200201	4	220-240	12.5A*1	24	300	Support	410	220*59*31	-
OWP75D-1W12V	102200910101	5	120-277	6.2A*1	12	75	Support	730	187*64*33	CE CB
OWP75D-1H12V	102200730101	5	220-240	6.2A*1	12	75	Support	730	187*64*33	CE DALI
OWP75D-1W24V	102200920101	5	120-277	3.125A*1	24	75	Support	730	187*64*33	CE CB DALI
OWP75D-1W48V	102200930101	5	120-277	1.56A*1	48	75	Support	730	187*64*33	CE CB DALI
OWP150D-1W12V	102200850101	5	120-277	12.5A*1	12	150	Support	788	210*64*33	CE DALI
OWP150D-1W24V	102200780101	5	120-277	6.25A*1	24	150	Support	788	210*64*33	CE CB DALI
OWP150D-1W48V	102200870101	5	120-277	3.125A*1	48	150	Support	788	210*64*33	CE DALI
OWP240D-1M24V	102200700101	5	100-240	10A*1	24	240	Support	1055	270*63*33	DALI
OWP320D-1W24V	102200770101	5	120-277	13.33A*1	24	320	Support	1055	270*63*33	CE CB DALI
OWP320D-1W48V	102200840101	5	120-277	6.66A*1	48	320	Support	1075	270*63*33	-
AWS480D-1H24V	102200720101	6	220-240	20A*1	24	480	No Support	1800	289*89.5*46.5	CE DALI
AWS600D-1H24V	102200750101	7	220-240	25A*1	24	600	No Support	TBD	271*131*50	CE
AWS600D-1H48V	102200710101	7	220-240	12.5A*1	48	600	No Support	TBD	271*131*50	CE DALI

DALI Constant Voltage Drivers



Item No.	Product No.	Product pictures	Input Voltage (VAC)	Output Current Channel (mA)	Output Voltage (VDC)	Output Power (W)	Touch DIM (Push DIM)	G.W. g	Size(L*W*H) mm	Cert
LCP24AD-1H24V	100200350101	1	220-240	1A*1	24	24	Support	110	135*36*25	CE CB DALI
LCP40AD-1H12VN NFC	100200380101	2	220-240	3.3A*1	12	40	Support	151	185*42.5*28.5	CE CB DALI
LCP40AD-1H24VN NFC	100200360101	2	220-240	1.66A*1	24	40	Support	151	185*42.5*28.5	CE CB DALI
LCP40AD-1H12V	102200650101	2	220-240	3.33A*1	12	40	Support	200	185*42.5*28.5	CE CB
LCP40AD-1H24V	102200640101	2	220-240	1.66A*1	24	40	Support	150	185*42.5*28.5	CE CB
LCP75AD-1H12V	100200040101	3	220-240	6.25A*1	12	75	Support	400	295*40*32	CE CB DALI
LCP75AD-1H24V	100200050101	3	220-240	3.125A*1	24	75	Support	400	295*40*32	CE CB DALI
LCP75D-1H24V	102201110101	3	220-240	3.125A*1	24	75	Support	265	295*40*32	DALI
LCP75AD-2H24V-S8	100200180101	3	220-240	3.125A 2	24	75	Support	TBD	295*40*32	-
LCP150AD-2H24V-S8	100200190101	3	220-240	6.25A 2	24	150	Support	TBD	295*40*32	-
LCP120D-1H24V	102200890101	3	220-240	5A*1	24	120	Support	430	295*40*32	DALI
LCP120AD-1H12V	102200620101	3	220-240	10A*1	12	120	Support	430	295*40*32	CE CB DALI
LCP120AD-1H24V	100200280101	3	220-240	5A*1	24	120	Support	430	295*40*32	DALI
LCPS150AD-1H24V	100200440101	2	220-240	6.25A 2	24	150	Support	TBD	185*42.5*28.5	-
LCPN150AD-1H24V	100200430101	3	220-240	6.25A 2	24	150	Support	TBD	295*35*32	CE CB DALI
LCP150AD-1H24V	102200630101	3	220-240	6.25A*1	24	150	Support	430	295*40*32	CE CB DALI
LCP150AD-1H48V	102200990101	3	220-240	3.125A*1	48	150	Support	430	295*40*32	CE
LCP150D-1H24V	102200880101	3	220-240	6.25A*1	24	150	Support	430	295*40*32	CE CB DALI
LCPN150D4S-1H24VN	102201240101 NFC	3	220-240	6.25A*1	24	150	Support	360	295*35*32	CE DALI
LCP150DM-4H24V	100200390101	3	220-240	6.25A*4	24	150	Support	305	295*35*32	CE CB DALI
LCP200AD-1H12V	100200330101	4	220-240	16.67A*1	12	200	Support	630	360*40*32	-
LCP200AD-1H24V	TBD	4	220-240	8.33A*1	24	200	Support	TBD	360*40*32	-
LCP200AD-1H48V	TBD	4	220-240	4.16A*1	48	200	Support	TBD	360*40*32	-
LCPS240AD-1H24V	100200340101	3	220-240	10A*1	24	240	Support	TBD	295*40*32	CE
LCP240AD-1H24V	100200080101	4	220-240	10A*1	24	240	Support	730	360*40*32	CE CB DALI
LCP240D-1H24V	102200831101	4	220-240	10A*1	24	240	Support	730	360*40*32	DALI
LCPS240AD-1H24V	100200340101	3	220-240	10A*1	24	240	Support	450	295*40*32	CE DALI
LCP240AD-1H48V	100200260101	4	220-240	5A*1	48	240	Support	730	360*40*32	CE
LCP320AD-1H24V	100200090201	4	220-240	13.3*1	24	320	Support	865	360*40*32	CE CB DALI
LCP320AD-1H48V	102200690101	4	220-240	6.7*1	48	320	Support	TBD	360*40*32	CE DALI
LCP75D-4W12V	102200510101	3	120-277	6.25A*1	12	75	No Support	340	295*40*32	CE CB
LCP75D-4W24V	102200530101	3	120-277	3.125A*1	24	75	No Support	340	295*40*32	CE CB
LCP150D-4W12V	102200520101	4	120-277	12.5A*1	12	150	No Support	730	360*40*32	CE CB
LCP150D-4W24V	102200550101	4	120-277	6.25A*1	24	150	No Support	730	360*40*32	CE CB DALI

DALI Tunable White

Description

Especially designed to allow for the Tunable White control of LED modules. It represent a simple way of CCT control via DALI using standard components – LED driver and DALI controller.

Features

· Support short circuit, over current protection
· Support DALI standard protocol IEC62386-209(DT8), Only one DALI address is occupied

Advantages

· MCUs built-in, customizable log curve, linear dimming curve
· the current can be changed via software
· Dimming depth: 1% Dimmingrange: 1%- 100%
· PWM+CCR Dimming， Flicker -Free
· Secondary-level structure, less than 3%
· Standby power <0.5W



Constant Voltage Drivers Tunable White(DT8)　　Tunable Led Strip



Item No.	Product No.	Product pictures	Input Voltage (VAC)	Output Current Channel (mA)	Output Voltage (VDC)	Output Power (W)	TouchDIM (Push DIM)	G.W. g	Size (L*W*H) mm	Cert
EULP75D-2H24V	102200740101	1	220-240	3.125A 2	24	75	Support	280	360*30*21	CE CB DALI
EULP150D-2H24V	102200760101	1	220-240	6.25A 2	24	150	Support	280	360*30*21	CE CB DALI
LCP75D-2W12V	102200560101	2	120-277	6.25A 2	12	75	No Support	340	295*40*32	CE CB DALI
LCP75D-2W24V	102200570101	2	120-277	3.125A 2	24	75	No Support	340	295*40*32	CE CB DALI
LCP150D-2W12V	102200580101	2	120-277	12.5A 2	12	150	No Support	730	360*40*32	CE CB DALI
LCP150D-2W24V	102200590101	2	120-277	6.25A 2	24	150	No Support	730	360*40*32	CE CB DALI
LCP200D-2H48V	102200680101	2	220-240	4.16A 2	48	200	No Support	TBD	360*40*32	CE DALI
LCP240D-2H24V	102201100101	2	220-240	10A 2	24	240	No Support	750	360*40*32	CE DALI
LCP320D-2H24V	102200940201	2	220-240	13.3A 2	24	320	No Support	630	360*40*32	CE
OWP320D-2W24V	102201270101	3	120-277	13.3A 2	24	320	No Support	1124	280*63*33	CE

Ultra-Thin Waterproof Dimmable Drivers

Description

DALI and 0 - 10V dimming options can be used for DC constant voltage LED lamps.

Features

· Wide input voltage range 100 - 240 volts, PF > 0.95
· The die-casting shell is integrally formed, and the product meets the structural requirements of Class I power supply
· Adopting high quality potting compound with scientific proportion, the protection grade is as high as IP67
· With overload, short circuit, over voltage, over temperature and other protection functions, and can automatically recover after the fault is removed
· Comply with CE/CB/ Enec/ SAA/ RoHS/ CCC and other certification requirements
· Built - in 2kV ~ 10kV lightning protection circuit (depending on the product power)
· Ambient temperature range: to -25 ℃ - + 50 ℃
· Five - years warranty

Advantages

· High reliability
· Long life
· High efficient
· Complete protection function
· Low input surge current
· Low output ripple noise
· High Protection level



Item No.	Product No.	Product pictures	Input Voltage (VAC)	Output Current Channel (mA)	Output Voltage (VDC)	Output Power (W)	Touch DIM (Push DIM)	Size(L*W*H) mm	Cert
UWP75D-1M12V	102200440101	1	100 - 240	6.25A*1	12	75	Support	290*61*25	CE CB DALI
UWP75D-1M24V	102200420101	1	100 - 240	3.13A*1	24	75	Support	290*61*25	CE CB DALI
UWP100D-1M12V	102200451101	1	100 - 240	8.33A*1	12	100	Support	290*61*25	CE CB DALI
UWP100D-1M24V	102200410101	1	100 - 240	4.17A*1	24	100	Support	290*61*25	CE CB DALI
UWP150D-1M12V	102200460101	1	100 - 240	12.5A*1	12	150	Support	290*61*25	CE CB DALI
UWP150D-1M24V	102200433101	1	100 - 240	6.25A*1	24	150	Support	290*61*25	CE CB DALI
UWP150D-1M36V	TBD	1	100 - 240	4.17A*1	36	150	Support	290*61*25	CE CB
UWP150D-1M48V	TBD	1	100 - 240	3.13A*1	48	150	Support	290*61*25	CE CB
UWP240D-1M12V	102200470101	2	100 - 240	20A*1	12	240	Support	270*68*30	CE CB DALI
UWP240D-1M24V	102200490101	2	100 - 240	10A*1	24	240	Support	270*68*30	CE CB DALI
UWP320D-1M24V	102200501101	3	100 - 240	13.3A*1	24	320	Support	290*90*32	CE DALI

DALI Constant Current Drivers

Track light installation solution

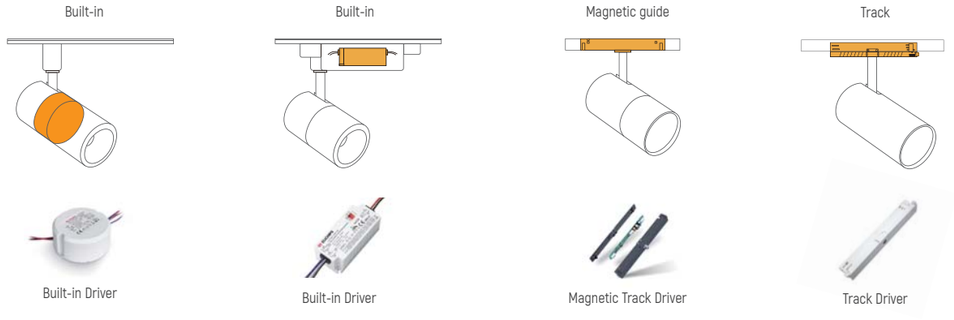



Item No.	Product No.	Product pictures	Input Voltage (VAC)	Output Current Channel (mA)	Output Voltage (VDC)	Output Power (W)	Touch DIM (Push DIM)	G.W. g	Size(L*W*H) mm	Cert
RWP12D-1H300C	102101310101	2	220-240	300mA*1	9-40	12	No Support	TBD	φ55*H28	CE CB DALI
RWP22D-1H600C	102101300101	2	220-240	600mA*1	9-36	22	No Support	TBD	φ65*H28	CE DALI
RWP30D-1H700C	102101290101	2	220-240	700mA*1	9-42	30	No Support	TBD	φ80*H30	CE DALI
RWP40D-1H1000C	102100710101	2	220-240	1000mA*1	30-40	40	Support	286	φ92*H32	CE CB
PUP10D-1WMC-350	102100940101	1	100-240	120/150/180/210/260/290/320/350mA*1	9-42	10	Support	120	75*35*26.5	CE DALI CB
PUP10D-1WMC-700	102100950101	1	100-240	350/400/450/500/550/600/650/700mA*1	2-21	10	Support	120	75*35*26.5	CE DALI CB
PUP20D-1WMC	102100960101	1	100-240	350/400/450/500/550/600/650/700mA*1	9-45	20	Support	200	88*43*26.5	CE DALI CB
PUP20D-1WMC-430	102102010101	1	120-277	250/280/300/330/350/380/400/430mA*1	9-45	20	Support	177	88*43*26.5	-
PUP40D-1WMC-850	102100980101	1	100-240	500/550/600/650/700/750/800/850mA*1	9-48	40	Support	260	121*44*26.5	CE DALI
PUP40D-1WMC-1200	102100970101	1	100-240	850/900/950/1000/1050/1100/1150/1200mA*1	9-42	40	Support	260	121*44*26.5	CE DALI
BMP14D-1SMC	202100050101	3	42-52	120/150/180/210/250/280/300/350mA*1	9-40	14	No Support	15	125*14*10	DALI
BMP21D-1SMC	202100020101	3	45-51	700/750/800/850/900/950/1000/1050mA*1	9-20	21	No Support	15	125*14*10	DALI
BMP28D-1SMC	202100010101	3	45-51	350/400/450/500/550/600/650/700mA*1	9-40	28	No Support	15	125*14*10	DALI
BMP28D-2SMC-S	202100060101	3	42-51	350/400/450/500/550/600/650/700mA - 2	9-40	28	No Support	15	125*14*10	-
LTP25D-1HMC	102100850101	4	220-240	350/400/450/500/550/600/650/700mA*1	12-42	20	Support	TBD	260*32*44.5	
LTP40D-1HMC	102100750101	4	220-240	700/750/800/850/900/950/1000/1050mA*1	12-42	40	Support	185	260*32*44.5	DALI
LTP42D-1HMC-4X-W B G	102101820101	5	220-240	350/400/450/500/550/600/650/700/750/800/850/900/950/1000/1050mA*1	10-42	42	Support	TBD	178*31.1*46	CE
LTP42D-1HMC-6X-W B G	102101980101	5	220-240	350/400/450/500/550/600/650/700/750/800/850/900/950/1000/1050mA*1	10-42	42	Support	TBD	217.8*31.1* 42.2	CE

DALI Constant Current Drivers

Description

Mainly used for monochrome constant current lamp dimming, set dimmer and driver as one of the dimming driver. To achieve bright lighting regulation with 1-100% dimming.

Features

- Support DALI standard protocol IEC62386
- Support TouchDim function and can be dimmed manually
- PWM dimming, used for constant voltage lights
- Support short circuit, over current protection

Advantages

- MCUs built-in, customizable log curve, linear dimming curve
- Secondary-level structure, less than 3%
- Safe isolation, provide a more secure level
- Dimming depth: 1% Dimmingrange: 1%- 100%
- 10% - 100%



Item No.	Product No.	Product pictures	Input Voltage (VAC)	Output Current Channel (mA)	Output Voltage (VDC)	Output Power (W)	Touch DIM (Push DIM)	G.W. g	Size(L*W*H) mm	Cert
PCE6D-1H500C	102102070101	1	220-240	100-500mA*1	9-45	7	Support	TBD	84*20*20	CE CB
PCE6D-1H700C	102101540101	1	220-240	250-700mA*1	2-25	7	Support	TBD	84*20*20	CE CB DALI
EUP10D-1HNC-120	102101940101	2	220-240	120~300mA*1 NFC	9-45	10	No Support	60	110*30*22.6	CE
EUP10D-1HMC-0-120	102101273201	2	220-240	120/150/170/200/220/250 270/300mA*1	9-45	10	Support	60	110*30*22.6	CE DALI
EUP10D-1HNC-350	102101680201	2	220-240	350~700mA*1 NFC	2-24	10	No Support	90	110*30*22.6	CE
EUP10D-1HMC-0-350	102101280201	2	220-240	350/400/450/500/550/600 650/700mA*1	2-21	10	Support	90	110*30*22.6	CE DALI
EUPS10D-1HNC-120	102101940101	3	220-240	120~300mA*1 NFC	9-45	10	No Support	68	125*29.6*22.6	CE CB DALI
EUPS10D-1HMC-120	102102050101	3	220-240	120/150/180/210/250/300/320/350mA*1	9-45	10	Support	65	125*29.6*22.6	CE CB DALI
EUPS10D-1HNC-350	102102030101	3	220-240	350~700mA*1 NFC	2-21	10	No Support	68	125*29.6*22.6	CE CB DALI
EUPS10D-1HMC-350	102102040101	3	220-240	350/400/450/500/550/600650/700mA*1	2-21	10	Support	65	125*29.6*22.6	CE CB DALI
EUP10D-1HMC-350-M	102101050101	4	220-240	120/150/180/210/260/290/320/350mA*1	9-42	10	Support	75	90*42*30	CE DALI
EUP10D-1HMC-700-M	102101040101	4	220-240	350/400/450/500/550/600/650/700mA*1	2-21	10	Support	75	90*42*30	CE DALI
EUP10D-1HMC-0	102100292101	5	220-240	120/180/240/300mA*1	9-40	10	Support	125	150*43*29	CE CB DALI
EUP10D-1HMC	102102440101	5	220-240	100/150/200/250mA*1	20-42	10	Support	100	135*36*25	CE
EUP12D-1HMC-0	102100263101	5	220-240	200/250/300/350mA*1	9-40	12	Support	125	150*43*29	CE CB DALI
EUP12D-1HMC	102101250101	6	220-240	120/150/180/210/250/280/300/350mA*1	9-45	12	Support	110	135*36*25	CE CB DALI
EUP12D-1HNC	102101770101	6	220-240	120-350mA*1 NFC	9-42	12	No Support	110	135*36*25	CE DALI
EUP12D-1HMC-200	102101550201	2	220-240	200/220/240/260/280/300/320/350mA*1	9-45	12	Support	90	110*30*22.6	CE DALI
EUP12AD-1HMC-M	100100150101	5	220-240	120/150/180/200/240/270/300/350mA*1	9-45	12	Support	TBD	150*43*29	CE CB
EUPS12D-1HNC-200	102102100101	3	220-240	200-350mA*1 NFC	9-45	12	No Support	68	125*29.6*22.6	CE CB DALI
EUPS12D-1HMC-200	102102160101	3	220-240	200/220/240/260/280/300/320/350mA*1	9-45	12	Support	65	125*29.6*22.6	CE CB DALI
EUP15D-1HMC-280	102101600201	2	220-240	280/300/320/350/380/400/420/450mA*1	9-45	15	Support	90	110*30*22.6	CE DALI
EUPS15D-1HMC-280	102102180101	3	220-240	280/300/320/350/380/400/420/450mA*1	9-45	15	Support	65	125*29.6*22.6	CE CB DALI
EUPS15D-1HNC-280	102102120101	3	220-240	280-450mA*1 NFC	9-45	15	No Support	68	125*29.6*22.6	CE CB DALI
EUPS15D-1HMC-350	102102190101	3	220-240	350/400/450/500/550/600/650/700mA*1	2-21	15	Support	65	125*29.6*22.6	CE CB DALI
EUPS15D-1HNC-350	102102130101	3	220-240	350-700mA*1 NFC	2-21	15	No Support	68	125*29.6*22.6	CE CB DALI

DALI Constant Current Drivers



Item No.	Product No.	Product pictures	Input Voltage (VAC)	Output Current Channel (mA)	Output Voltage (VDC)	Output Power (W)	Touch DIM (Push DIM)	G.W. g	Size(L*W*H) mm	Cert
EUPS20D-1HMC	102102200101	1	220-240	350/400/450/500/550/600/650/700mA*1	9-45	20	Support	65	125*29.6*22.6	
EUPS20D-1HNC	102102220101	1	220-240	350-700mA*1 NFC	9-45	20	No Support	68	125*29.6*22.6	
EUP20D-1HMC-0	102100172101	2	220-240	350/500/550/700mA*1	9-40	20	Support	125	150*43*29	
EUP20D-1HMC	102101230101	3	220-240	350/400/450/500/550/600/650/700mA*1	9-45	20	Support	110	135*36*25	
EUP20D-1HNC	102101780101	3	220-240	350-700mA*1 NFC	9-42	20	No Support	110	135*36*25	
EUP20AD-1HMC-M	100100110101	2	220-240	350/400/450/500/550/600/650/700mA*1	9-45	20	Support	TBD	150*43*29	
EUP25D-1HMC	102102450101	3	220-240	250/300/350/400/450/500/550/600mA*1	20-42	25	Support	100	135*36*25	
EUP12AD-2HMC-S8	102101620101	3	220-240	120/150/180/200/240/270/300/350mA*1	9-54	12	Support	TBD	135*36*25	
EUP20AD-2HMC-S8	100100190101	3	220-240	350/400/450/500/550/600/650/700mA*1	9-45	20	Support	TBD	135*36*25	
PUS28D4-1HNC Di	102101611101	4	220-240	300~800mA*1 NFC	24-52	7.2-28W	No Support	180	133.5*50*26	
PUS36D4-1HNC Di	102101581101	4	220-240	300~1050mA*1 NFC	24-52	7.2-36W	No Support	180	133.5*50*26	
EUP30D-1HNC	102102080101	2	220-240	550-900mA*1 NFC	9-45	30	No Support	140	150*43*29	
EUP30D-1HMC-0	102100251101	2	220-240	550/600/650/700/750/800/850/900mA*1	9-45	30	Support	120	150*43*29	
EUP30AD-1HMC-M	100100120101	2	220-240	550/600/650/700/750/800/850/900mA*1	9-45	30	Support	TBD	150*43*29	
EUPA40D-1HMC	102102210101	3	220-240	650/700/750/800/850/900/950/1000mA*1	9-45	40	Support	150	135*36*25	
EUP40AD-1HMC-M	100100160101	5	220-240	750/800/850/900/950/1000/1050/1100mA*1	9-45	40	Support	TBD	185*43*29	
EUP40D-1HMC-0	102100242101	7	220-240	850/900/950/1000/1050/1100/1150/1200mA*1	9-45	40	Support	225	137*82*31	
PCP40D-1WMC	102101140101	8	100-277	350/500/600/700/800/850/900/1050mA*1	9-48	40	Support	162	103*68*30	
EUP42D-1HMC	102102330101	3	220-240	650/700/750/800/850/900/950/1000mA*1	20-42	42	Support	100	135*36*25	
PSP45AD-1HMC	102100890101	6	200-240	500/600/700/800/900/1050/1200/1400mA*1	19-52	45	Support	272	180*70*32	
PCP45AD-1HMC	100100100101	8	220-240	700/750/800/850/900/950/1000/1050mA*1	9-45	45	Support	162	103*68*30	
EUP50AD-1HMC-M	100100130101	5	220-240	800/900/1000/1050/1000/1200/1300/1400mA*1	9-45	50	Support	TBD	185*43*29	
EUP50D-1HMC-0	102100272101	7	220-240	1050/1100/1150/1200/1250/1300/1350/1400mA*1	9-45	50	Support	225	137*82*31	
EUP60D-1HMC-0	102100151101	9	200-240	1050/1200/1400mA*1	9-58	60	Support	410	203*54*33	
SCP40D4S-1H1050NC	102102430101	10	220-240	105~1050mA*1 NFC	28-60	40W	No Support	230	133*77*33	
SCP80D4S-1H1050NC	102102420101	10	220-240	105~1050mA*1 NFC	35-120	80W	No Support	230	133*77*33	
SCP120D4S-1H1050NC	102102410101	10	220-240	105~1050mA*1 NFC	75-180	120W	No Support	230	133*77*33	
SCP40D-1H1050NC	TBD	10	220-240	105~1050mA*1 NFC	28-60	40W	No Support	230	133*77*33	
SCP80D-1H1050NC	TBD	10	220-240	105~1050mA*1 NFC	35-120	80W	No Support	230	133*77*33	
SCP120D-1H1050NC	TBD	10	220-240	105~1050mA*1 NFC	75-180	120W	No Support	230	133*77*33	
AWS150D-1U4200C	102101240101	11	100-277	2800~4200mA*1 (Default current:4200mA)	27-52	150	No Support	TBD	200*67.6*33.5	
AWS320D-1UMC	TBD	11	100-277	6.6A*1	27-48	320	No Support	TBD	289*90*47	–
AWS480D-1UMC	102101240101	11	100-277	10A*1	27-48	480	No Support	TBD	289*90*47	
AWS800D-1UMC	102101440101	11	100-277	14A*1	27-54	800	No Support	3034	279*144*50	

DALI Constant Current Drivers

Description

Mainly used for monochrome constant current lamp dimming, set dimmer and driver as one of the dimming driver. To achieve bright lighting regulation with 1-100% dimming.



Features

- Single channel constant current output, multistage current optional
- Support DALI software to adjust output current
- Comply with Dali protocol standard iec62386
- Support touch dim function
- Built in active PFC function
- Short circuit , Over load, Over Voltage protection
- It is suitable for LED indoor lamps, such as downlight, panel lamp, three prevention lamp, etc

Item No.	Product No.	Input Voltage (VAC)	Output Current Channel (mA)	Output Voltage (VDC)	Output Power (W)	Touch DIM (Push DIM)	G.W. g	Size(L*W*H) mm	Cert
EULP15D-1HMC-0	/	200-240	500mA*1	9-30	15	Support	230	278*30*28	
EULP20D-1WMC-0	102100124101	100-240	350/500/700mA*1	9-45	20	Support	230	280*30*21	
EULP35D-1HMC-0	102101330101	220-240	550/600/650/700/750/800/850/900mA mA*1	9-54	35	Support	200	280*30*21	
EULP35D-1WMC-0	102100132101	100-277	600/700/800/900mA*1	9-45	35	Support	230	280*30*21	
EULP35D-1HNC	102101560101	220-240	75-400mA NFC	54-240	35	No Support	185	280*30*21	
EULP30D4S-1WNC Di	102101850101	120-277	100-1100mA*1 NFC	9-52	30	No Support	250	280*30*21	
EULP50D4S-1WNC Di	102101650101	120-277	100-1400mA*1 NFC	9-52	50	No Support	260	280*30*21	
EULP80D4S-1WNC Di	102101660101	120-277	100-2000mA*1 NFC	27-40	80	No Support	330	360*30*21	
EULP96D4S-1WNC Di	102102290101	120-277	100-2800mA*1 NFC	9-54	96	No Support	350	360*30*21	
EULP38D-1HMC	102101420101	220-240	120/150/200/230/350/380/430/460mA*1	50-250	38	Support	180	280*30*21	
EULP60D-1HMC	102101430101	220-240	150/200/250/300/350/400/450/500mA*1	80-250	60	Support	200	280*30*21	
EULP65D-1HMC-0	102100330101	220-240	1050/1200/1400mA*1	9-45	65	Support	300	360*30*21	
EULP65D-1HMC	102101370101	220-240	700/800/900/1000/1100/1200/1300/1400mA*1	9-54	65	Support	258	280*30*21	
EULP40D-1HMC	102101360101	220-240	80/120/160/200/240/280/320/350mA*1	100-250	40	Support	230	280*30*21	
EULP60D-1HMC	102101430101	220-240	150/200/250/300/350/400/450/500mA*1	100-250	60	Support	258	280*30*21	
EULP75D-1HMC	102101480101	220-240	800/900/1000/1100/1200/1300/1400/1500mA*1	27-54	75	Support	258	280*30*21	
EULP80D-1WMC	102101130101	100-277	150/200/250/280/300/350/365/400mA*1	100-200	80	No Support	TBD	280*30*21	
EULP100D-1HMC	102101340101	220-240	150/200/250/300/350/400/450/500mA*1	100-250	100	Support	232	280*30*21	
EULP150D-1HMC	102101350101	220-240	350/400/450/500/550/600/650/700mA*1	100-250	150	Support	TBD	280*30*21	
EULP300D-1HMC	102101390101	220-240	500/600/700/800/900/1000/1200/1400mA*1	170-300V	300	Support	TBD	360*30*21	

DALI Tunable White

Description

Especially designed to allow for the Tunable White control of LED modules. It represent a simple way of CCT control via DALI using standard components – LED driver and DALI controller.

Features

- Support DALI standard protocol IEC62386-209(DT8), Only one DALI address is occupied
- Support short circuit, over current protection

Advantages

- MCUs built-in, customizable log curve, linear dimming curve
- the current can be changed via software
- Dimming depth: 1% Dimmingrange: 1%- 100%
- PWM+CCR Dimming， Flicker -Free
- Secondary-level structure, less than 3%
- Standby power <0.5W

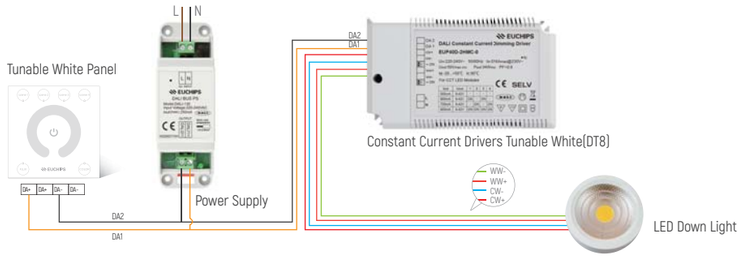

Constant Current Drivers Tunable White(DT8)



Item No.	Product No.	Product pictures	Input Voltage (VAC)	Output Current Channel (mA)	Output Voltage (VDC)	Output Power (W)	Touch DIM (Push DIM)	G.W. g	Size(L*W*H) mm	Cert
BMP14D-2SMC	202100100201	1	42-52VDC	120/150/180/210/250/280/300/350mA - 2CH	9-40	14	Support	TBD	125*14*10	
BMP28D-2SMC	202100070101	1	42-52VDC	350/400/450/500/550/600/650/700mA - 2CH	9-(Vin-6)VDC	28	Support	15	125*14*10	DALI
EUP12D-2HMC	102101400101	2	220-240VAC	120/150/180/200/240/270/300/350mA 2	9-42	12	Support	225	135*36*25	CE KC CB DALI
EUPS15D-2HNC-D	102102300101	3	220-240VAC	280/300/320/350/380/400/420/450mA 2	9-42	15	No Support	86	125*29.6*22.6	CE
EUPS15D-2HMC	102102090201	3	220-240VAC	280/300/320/350/380/400/420/450mA 2	9-45	15	No Support	86	125*29.6*22.6	CE
EUP20D-2HMC-0	102101490201	2	220-240VAC	350/400/450/500/550/600/650/700mA 2	9-42	20	Support	225	135*36*25	CE DALI
EUP12D-2HMC-0	102101100101	4	220-240	120/150/180/200/240/270/300/350mA 2	9-42	12	Support	225	150*43*29	CE KC CB DALI
EUP20D-2HMC-0	102100812101	4	220-240	350/400/450/500/550/600/650/700mA 2	9-42	20	Support	225	150*43*29	CE KC CB DALI
EUP25D-2HMC	102102370101	3	220-240	350/400/450/500/550/600/650/700mA 2	9-45	25	Support	150	135*36*25	CE
EUP30D-2HMC	102102360101	3	220-240	500/550/600/650/700/750/800/850mA 2	9-45	30	Support	160	135*36*25	CE CB UKCA DALI
EUP40D-2HMC-0	102100300101	5	220-240	500/600/700/800mA 2	9-42	40	No Support	225	137*82*31	CE KC CB DALI
EUP40D-2HMC	102102311101	2	220-240	650/700/750/800/850/900/950/1000mA 2	9-45	40	Support	225	135*36*25	CE KC CB DALI
EULP50D-2HMC-0	102100440101	6	220-240	900/1050/1200/1400mA 2	9-42	50	Support	305	360*30*21	DALI
EULP85D-2HMC	102101190101	6	220-240	1100/1200/1300/1400/1500/1600/1700/1800A 2	20-52	85	Support	TBD	360*30*21	KC CB DALI

MOQ: 500pcs

DALI D4i Constant Current Drivers



NFC Configurable function

- ·Adjustable Light Output (ALO)
- ·Adjustable Output Current (AOC)
- ·Constant Light Output (CLO)
- ·Diia specification DALI Part 253 - Luminaire Maintenance (DALI 253 M)
- ·Luminaire (Fixture) Information (Luminaire Info)
- ·OEM Write Protected features (OWP)
- ·DA Power Supply (DA PSU)

Item No.	Product No.	Input Voltage (VAC)	Output Current Channel (mA)	Output Voltage (VDC)	Output Power (W)	G.W. g	Size(L*W*H) mm	Cert
PUS28D4-1HNC NFC	102101611101	220-240	300~800mA*1	24-52	7.2-28W	180	133.5*50*26	CE KC UKCA EL Di DALI
PUS36D4-1HNC NFC	102101581101	220-240	300~1050mA*1	24-52	7.2-36W	180	133.5*50*26	CE KC UKCA EL Di DALI

DALI Waterproof Constant Current Drivers

Description

Mainly used for monochrome constant current lamp dimming, set dimmer and driver as one of the dimming driver. To achieve bright lighting regulation with 1-100% dimming.

Features

- Support DALI standard protocol IEC62386
- Support short circuit, over load protection

Advantages

- MCUs built-in, customizable log curve, linear dimming curve
- Secondary-level structure, less than 3%
- Safe isolation, provide a more secure level
- Dimming depth: 1% Dimmingrange: 1%- 100%
- Load range: 10% - 100%



Item No.	Input Voltage (VAC)	Output Current Channel (mA)	Output Voltage (VDC)	Output Power (W)	Touch DIM (Push DIM)	G.W. g	Size(L*W*H) mm	Cert
LWP13D-1H300C	220-240	300mA*1	9-42	12.6	Support	350	136*50*41	KC
LWP19D-1H450C	220-240	450mA*1	9-42	19	Support	350	136*50*41	KC
LWP22D-1H600C	220-240	600mA*1	9-36	21.6	Support	350	136*50*41	KC
LWP30D-1H700C	220-240	700mA*1	20-42	29.4	Support	637	167*50*41	KC DALI
LWP40D-1H950C	220-240	950mA*1	20-42	40	Support	637	167*50*41	KC
LWP45D-1H1050C	220-240	1050mA*1	20-42	45	Support	637	167*50*41	KC
LWP50D-1H1200C	220-240	1200mA*1	20-42	50.4	Support	637	167*50*41	KC DALI

⚠ This product is one current output, please confirm the current with sales before the order.

DALI signal Amplifier



Features

· For amplification of Dali signal drive capability.
· Signal can be amplified to 4 levels multiple times
· Adopt high-quality amplifying devices, with output signal capacity up to 300M
· It is mainly used in situations where the output drive capacity of the main controller is insufficient

Item No.	Product No.	Input Voltage	Output Voltage	Signal	G.W. g	Size (L*W*H) mm
DALI-A01	502000000201	9.5-22.5VDC	9.5-22.5VDC	DALI	90	168*39.4*30
DALI-A02	502100000101	220-240VAC	9.5-22.5VDC	DALI	90	168*39.4*30

DALI Control Panel

Description

Mainly used for LED constant current lamp dimming control, can be widely used in hotels, restaurants, villas, offices and other regions, to achieve digital dimming.



Features

· Meet DALI standard protocol IEC62386
· Use DALI BUS supply power
· Support broadcast control
· Can control up to 3 groups separately
· Can control up to 4 scenes separately
· Groups and scenes can be set by dip-switch on back side

Advantages

· Stand alone controlled 3 groups, 4 scenes
· Can set the scene by dial switch andselect turn on and off

Item No.	Input Voltage (VDC)	Power Consumption (W)	Control Signal	DALI Protocol	G.W. (g)	Size (L*W*H) mm	Cert
DALI-P02	Supplied Via Dali Bus	<0.2	DALI Signal	IEC62386/IEC60929	145	86*86*10	

Tunable White DALI panel

Description

DALI-P03 is a touch-sensitive panel for easy-to-use control of lighting control systems and DALI Type 8 colour devices. It can be widely used in schools, retail, hospitals, and offices.



Features

· Supports DALI Type 8 colour temperature
· Supplied via DALI bus· Support broadcast control.
· Adjust the brightness and color temperature of the lamp
· Save and call up to 4 scenes

Advantages

· Group serial number can be freely set by DIP switch
· Use blue led button indicator, easy to use.
· Can support many standards electrical wall box
· Glass panel, fashion style.

Item No.	Input Voltage (VDC)	Power Consumption (W)	Control Signal	DALI Protocol	G.W. (g)	Size (L*W*H) mm	Cert
DALI-P03	Supplied Via Dali Bus	<0.2	DALI Signal	IEC62386/IEC60929	145	86*86*10	

Tunable White DALI panel



Features

· Supports DALI Type 8 colour temperature
· Supplied via DALI bus· Support broadcast control.
· Adjust the brightness and color temperature of the lamp
· Save and call up to 4 scenes
· Can control 4 groups

Advantages

· Group serial number can be freely set by DIP switch
· Use blue led button indicator, easy to use.
· Can support many standards electrical wall box
· Glass panel, fashion style.

Item No.	Input Voltage	Control Signal	Group	Scene	DALI Protocol	G.W. (g)	Size (L*W*H) mm
DALI-P03-A	Supplied Via Dali Bus	DALI Signal	4	4	IEC62386	185	86×86×10

Tunable White RGB DALI Panel



Features

· Complies with DALI protocol standard IEC62386
· DALI panel supports brightness and color temperature adjustment
· Simple and fashionable appearance, beautiful and easy to operate
· Used in study, bedroom, dining room, bar and other occasions requiring dimming control Suitable
· Support DALI group/scene setting

Item No.	Input Voltage	Control Signal	Group	Scene	DALI Protocol	G.W. (g)	Size (L*W*H) mm
DALI-P05	Supplied Via Dali Bus	DALI Signal	3	4	IEC62386	150	86×86×10

DALI Tunable White touch panel



Features

· Complies with DALI protocol standard IEC62386
· DALI panel supports brightness and color temperature adjustment
· Simple and fashionable appearance, beautiful and easy to operate
· Used in study, bedroom, dining room, bar and other occasions requiring dimming control Suitable for installation in European gauge and domestic electrical box
· Support DALI scene setting

Item No.	Product No.	Input Voltage	Output Current mA	Control Signal	DALI Protocol	G.W. (g)	Size (L*W*H) mm
DALI-P40D	302000020201	120-277VAC	150	DALI Signal	IEC62386	185	86×86×45

Tunable White DALI Dimmer



Features

· complies with DALI protocol standard IEC62386
· Used to Adjust Brightness and Color Temperature of Lamps with DALI Interface
· can save basic brightness and startup brightness.
· simple and stylish appearance, elegant appearance, convenient operation
· can be installed in standard DIN 49073 electrical box.
· Applicable to Home, Office, Hotel, Engineering, etc

Item No.	Product No.	Input Voltage	Power (W)Consumption	Control Signal	DALI Protocol	G.W. (g)	Size (L*W*H) mm	Cert
DALI-CCT	402000020201	110-240VAC	<0.2	DALI Signal	IEC62386	182	86*86*57.5	

DALI Master Controller

Description

Communicating with PC by USB cable connection, build-in booster circuit can supply 25mA power from DALI bus. Used to configure luminaire parameters.



Features

· Automatically check equipments accessible to Master
· Automatically allocate short addresses according to DALI Protocol
· Support re-addressing of all equipments
· Able to set or read all the parameters in the parameter chart of DALI Protocol
· Able to set or read by groups and scenes
· Support DALI 2.0

Advantages

· Software interface friendly, easy to operate, learn and use.

Item No.	Input Voltage (VDC)	Power Consumption (W)	Control Signal	DALI Protocol	G.W. (g)	Size (L*W*H) mm	Cert
DALI-200	5	<2	DALI Signal	IEC62386-209/IEC60929	TBD	108*72.5*23.5	

Power Supply



Features

· DALI Standard
· LED indicator light shows status

Advantages

· Support guide rail and screw fixed installation

Item No.	Input Voltage (VAC)	Power Consumption (W)	DALI Protocol	G.W. (g)	Size (L*W*H) mm	Cert
DALI-130	220-240	4	IEC62386	105	111*35*67	CE CB CQC
DALI-130-U	100-277VAC	4	IEC62386	77	111*35*67	CE

DALI Constant Current Decoder



Features

·DALI Digital control input, Dimming control LED module
·Addressing output channel
·Dimming range is from 0.4-100%
·Used for DC Power supply
·Short circuit protection, Over load protection
·Security level : 2
·Four channels 6-42VDC constant current output

Item No.	Input Voltage (VDC)	Output Current Channel (mA)	Input Signal	Output Power (W)	Output Voltage (VDC)	G.W. (g)	Size (L*W*H) mm
DSC4LMC	12-48	350/400/450/500/550/600/650/700mA*4	DALI	120	6-42	230	116*54*35

DALI/DMX to 0/1-10V Constant Current Decoder



Features

·DALI/DMX digital control input, dimming control 0-10V drive
·DALI/DMX address manual setting and free addressing
·DALI/DMX two modes freely switch.
·short circuit protection, overload protection.
·for different tuning drive, the minimum value can be set freely
·4 channel maximum 200mA outpu

Item No.	Input Voltage (VAC)	Output Current Channel (mA)	Input Signal	Output Power (W)	Output Voltage (VDC)	G.W. (g)	Size (L*W*H) mm
EUDD-4A	110-230	50mA*4ch	DALI/DMX	2	10	230	116*54*35

DALI to Phase Cut Signal Converter



Features

· Comply with IEC 62386-101:2014, IEC 62386-102:2014, IEC 62386-207 Ed2
· Thyristor phase-cutting dimming controller supporting DALI and Touch DIM dimming
· Controlled LED thyristor dimming power supply, incandescent lamp, AC low voltage lamp, etc
· Wide voltage input 100-240VAC
· One DALI address, one channel output, maximum output current is 1.8A

Item No.	Input Voltage (VAC)	Output Current(A)	DALI bus dissipation	G.W. (g)	Size (L*W*H) mm
DALI-GSC-5	110-240	1.8	2mA max	84	168*39.4*30

Signal Converter

Description

At present, the widely used dimmer control interface include DALI, turn 0-10V/1-10V and so on. In a dimming system, there are usually more than two control interfaces. In order to achieve overall control, Ochs signal converter provides a comprehensive and reliable solution.



Features

· Meet DALI protocol IEC62386
· Support 0-10V/1-10V analog signal output

Item No.	Input Voltage (VDC)	Output Current Channel (mA)	Input Signal	Output Signal	G.W. (g)	Size (L*W*H) mm
DALI6000	12-24	15mA*1	DALI	0-10V analog signal	107	168*50*23.5

DALI Scene/Group Input Module



Features

· Can choose different scenes
· Each button reacts fast
· Power supplies via DALI bus
· Easy to build into the wall like normal switch
· Designed to comply with IEC60929/62386

Advantages

· Can set the scene or group division by dial switch
· Can set first address by dial switch

Item No.	Power supply	Signal current mA	Scene/Group	G.W. (g)	Size (L*W*H) mm
DALI-GSC-4	Via DALI signal line	2	1-4	20	44*46*14

DALI relay



Features

· Follow DALI IEC62386 standard protocol
· The maximum current of a single channel is 10A
· Wide voltage supply
· Connected to DALI Bus, occupies 1 address, the address can be changed
· Support grouping, scene editing,
· Support two mounting modes: guide rail and screw fixation

Item No.	Input Voltage (VDC)	Maximum switching current (A)	Communication protocol	Signal current mA	Group/Scene	G.W. (g)	Size (L*W*H) mm
DALI-T01	90–240	10	Standard DALI Agreement	2	1-16	110g	111*35*67
DALI-T02	90–240	5	Standard DALI Agreement	2	1-16	99g	111*35*67

DALI to 0/1-10V Converter



Description

The EUD-A02 is a DALI signal converter that converts DALI signals into 0/1-10V dimming signals. 0/1-10V drives can be controlled by converting the DALI system. The design conforms to IEC 62386-101,102,207 DALI standard protocol. The perfect solution environment for DALI control.

Item No.	Input Voltage VDC	Input Current mA	Output Voltage	Output 0/1-10V Voltage mA	G.W. (g) g	Size (L*W*H) mm	Cert
EUD-A02	12-22.5	< 4.5	0/1-10V	≤2mA	38	110*30*22.5	DALI

DALI&1-10V Five In One Dimmable Drivers Hybrid

Constant Current Dimmable Drivers

Features

- Single channel constant current output, selectable multilevel current
- Efficiency 82%
- Active PFC
- Smooth dimming curves, without flick
- Short circuit, overload, over temperature functions
- Suitable for indoor LED lamps, such as LED downlight and panel light.

Advantages

- PWM digital dimming, CRI will not be changed.
- Built-in MCU, customized Logarithmic or Linear dimming curve
- Second level of security isolation, output ripple is less than 3%
- Load range 10%-100%
- Support five in one dimming
  (DALI/0/1-10V active signal /PWM signal / adjustable resistance/Touch DIM)


1


2


3


4


5

Item No.	Product No.	Product pictures	Input Voltage (VAC)	Output Current Channel (mA)	Output Voltage (VDC)	Output Power (W)	Touch DIM (Push DIM)	G.W. g	Size(L*W*H) mm	Cert
EUP12AD-1HMC-M	100100150101	1	220-240	120/150/180/200/240/270/300/350mA*1	9-45	12	Support	TBD	150*43*29	
EUP20AD-1HMC-M	100100110101	1	220-240	350/400/450/500/550/600/650/700mA*1	9-45	20	Support	TBD	150*43*29	
EUP12AD-2HMC-S8	102101620101	2	220-240	120/150/180/200/240/270/300/350mA*1	9-54	12	Support	TBD	150*43*29	
EUP20AD-2HMC-S8	100100190101	2	220-240	350/400/450/500/550/600/650/700mA*1	9-45	20	Support	TBD	150*43*29	
EUP30AD-1HMC-M	100100120101	1	220-240	550/600/650/700/750/800/850/900mA*1	9-45	30	Support	TBD	150*43*29	
EUP40AD-1HMC-M	100100160101	3	220-240	750/800/850/900/950/1000/1050/1100mA*1	9-45	40	Support	TBD	185*43*29	
PSP45AD-1HMC	102100890101	4	200-240	500/600/700/800/900/1050/1200/1400mA*1	19-52	45	Support	272	180*70*32	
PCP45AD-1HMC	100100100101	5	220-240	700/750/800/850/900/950/1000/1050mA*1	9-45	45	Support	162	103*68*30	
EUP50AD-1HMC-M	100100130101	3	220-240	800/900/1000/1050/1000/1200/1300/1400mA*1	9-45	50	Support	TBD	185*43*29	

Apply lamps and lanterns


Downlight


Panel Light


Spotlight


Ceiling Light


Decorative Light


Floor Light


Track Light


Flood Light

Hybrid DALI&1-10V Five In One Dimmable Drivers

Constant Voltage Dimmable Drivers

Features

- Efficiency 93%
- Active PFC
- Smooth dimming curves, without flick
- Short circuit, overload

Advantages

- PWM digital dimming, CRI will not be changed.
- Built-in MCU, customized Logarithmic or Linear dimming curve
- Second level of security isolation, output ripple is less than 3%
- Load range 10%-100%
- Support five in one dimming
  (DALI/0/1-10V active signal /PWM signal / adjustable resistance/Touch DIM)


1


2


3


4


5

Item No.	Product No.	Product pictures	Input Voltage (VAC)	Output Current Channel (mA)	Output Voltage (VDC)	Output Power (W)	Touch DIM	G.W. g	Size(L*W*H) mm	Cert
LCP24AD-1H24V	100200350101	1	220-240	1A*1	24	24	Support	110	135*36*25	
LCP40AD-1H12VN NFC	100200380101	2	220-240	3.3A*1	12	40	Support	151	185*42.5*28.5	
LCP40AD-1H24VN NFC	100200360101	2	220-240	1.66A*1	24	40	Support	151	185*42.5*28.5	
LCP40AD-1H12V	102200650101	2	220-240	3.33A*1	12	40	Support	200	185*42.5*28.5	
LCP40AD-1H24V	102200640101	2	220-240	1.66A*1	24	40	Support	150	185*42.5*28.5	
LCP75AD-1H12V	100200040101	3	220-240	6.25A*1	12	75	Support	400	295*40*32	
LCP75AD-1H24V	100200050101	3	220-240	3.125A*1	24	75	Support	400	295*40*32	
EULP75AD-1H24V	102200670101	4	220-240	3.125A*1	24	75	Support	200	280*30*21	
LCP75AD-2H24V-S8	100200180101	3	220-240	3.125A 2	24	75	Support	TBD	295*40*32	-
LCP150AD-2H24V-S8	100200190101	3	220-240	6.25A 2	24	150	Support	TBD	295*40*32	-
LCP120AD-1H12V	102200620101	3	220-240	10A*1	12	120	Support	430	295*40*32	
LCP120AD-1H24V	100200280101	3	220-240	5A*1	24	120	Support	430	295*40*32	
LCPS150AD-1H24V	100200440101	2	220-240	6.25A 2	24	150	Support	TBD	185*42.5*28.5	-
LCPN150AD-1H24V	100200430101	3	220-240	6.25A 2	24	150	Support	TBD	295*35*32	
LCP150AD-1H24V	102200630101	3	220-240	6.25A*1	24	150	Support	430	295*40*32	
LCP150AD-1H48V	102200990101	3	220-240	3.125A*1	48	150	Support	430	295*40*32	
EULP150AD-1H24V	100200060101	4	220-240	6.25A*1	24	150	Support	350	360*30*21	
EUP200AD-1H12V-0	100200001101	5	220-240	16.7A*1	12	200	Support	865	310*60*45	
EUP200AD-1H24V-0	100200013101	5	220-240	8.3A*1	24	200	Support	865	310*60*45	
EUP200AD-1H48V-0	100200120101	5	220-240	4.16A*1	48	200	Support	860	310*60*45	
LCP200AD-1H12V	100200330101	3	220-240	16.67A*1	12	200	Support	630	360*40*32	-
LCP200AD-1H24V	TBD	3	220-240	8.33A*1	24	200	Support	630	360*40*32	-
LCP200AD-1H48V	TBD	3	220-240	4.17A*1	48	200	Support	TBD	360*40*32	-
LCPS240AD-1H24V	100200340101	3	220-240	10A*1	24	240	Support	TBD	295*40*32	
LCP240AD-1H24V-0	100200080101	3	220-240	10A*1	24	240	Support	730	360*40*32	
LCPS240AD-1H24V	100200340101	3	220-240	10A*1	24	240	Support	450	295*40*32	
LCP240AD-1H48V	100200260101	3	220-240	5A*1	48	240	Support	730	360*40*32	
LCP320AD-1H24V	100200090201	3	220-240	13.3*1	24	320	Support	865	360*40*32	
LCP320AD-1H48V	102200690101	3	220-240	6.7*1	48	320	Support	TBD	360*40*32	

Constant Voltage Dimmable Decoders

Description

Using DC power supply, PWM control output, mainly for LED constant voltage lamp dimming / color control

Features

· Support DALI standard protocol IEC62386
· Support short circuit, over current protection, Safe level: second level
· DALI digital control, PWM dimming
· Support TouchDim function and can be dimmed manually

Advantages

· PWM digital dimming, no alter the LED color rendering index
· Built-in MCUs , customizable logarithmic curve, linear dimming curve
· Dimming depth : 1% Dimming range : 1%- 100%
· No minimum load requirements


1


2


3


4

Item No.	Product pictures	Input Voltage VDC	Output Current Channel	Output Voltage	Output Power V	TouchDIM	G.W. g	Size mm	Cert
DALI6010	1	12-24	10A*1	12-24	120-240	Support	125	168*39.4*30	-
DALI6002E1	2	12-24	8A*2	12-24	96-192*2	Support	130	167*51*24	
DALI6003E1	2	12-24	6A*3	12-24	72-144*3	Support	112	167*51*24	-
DALI6004	2	12-24	5A*4	12-24	60-120*4	Support	112	167*51*24	-
DALI6005	3	12-24	5A*5	12-24	60-120*5	Support	112	167*51*24	-
DIM101D-DIN	4	12-24	10A*1	12-24	120-240	Support	86	112*35*67	-

DALI & 0-10V Dimmable Controller



Features

· Meets DMX512(1990)/RDM,DALI IEC62386 protocol and EU-BUS protocol developed by EUCHIPS
· Output 4 channel relay switch signal and their synchronous DC 0-10V control signal
· Built-in LCD, the user can operate more conveniently
· Set fades time of each channel separately, range of 0.1-60.9s
· Standard 35 mm din rail, convenient installation
· Relay switch channel can be turned on and off manually
· Can save up to 8 events
· Suitable for intelligent lighting control - Home Furnishing, office buildings, schools, stadiums, outdoor architecture etc.
· Fire strong power starting

Item No.	Input voltage (VAC)	Input control signal	Max output current	G.W. (g)	Size(L*W*H) (mm)
EUR0420	100-240	DMX512(1990)/ RDM,DALI,and EU-BUS	20A*4Ch	580g	167*93.4*63.2mm(L*W*H), 标准的35mm DIN导轨

Relay Switch Controller

Features

· Meets DMX512(1990)/RDM and DALI IEC62386 protocol
· Feed-through power circuit design
· Output relay controlled 8 channel, max current of each channel is 20A
· Standard 35 mm din rail, convenient installation
· There is an emergency button for each channel to switch on or off the channel



Item No.	Input Voltage (VAC)	Input control signal	Max output current	G.W. (g)	Size(L*W*H) (mm)
EUR0820-DDL	100-240VAC	DMX512(1990)/RDM , DALI IEC62386 , EU-BUS	20A*8Channel	1050g	222.5*93.4*63.2mm(L*W*H), standard 35mm din rail

Features

· Meets DMX512(1990)/RDM,DALI IEC62386 protocol and EU-BUS protocol developed by EUCHIPS
· Output 12 channel relay switch signal
· Built-in LCD, the user can operate more conveniently
· Set fades time of each channel separately, range of 0.1-60.9s
· Standard 35 mm din rail, convenient installation
· Relay switch channel can be turned on or off manually
· Can save up to 8 events
· Suitable for intelligent lighting control - Home Furnishing, office buildings, schools, stadiums,
· outdoor architecture etc.



Item No.	Input Voltage (VAC)	Input control signal	Max output current	G.W. (g)	Size(L*W*H) (mm)
EUR1220-DDL	100-240VAC	DMX512(1990)/RDM , DALI IEC62386,EU-BUS	20A*12Channel	1100g	295.5*93.4*63.2mm(L*W*H), standard 35mm din rail

EU-BUS & DALI Gateway

Description

In the EU-BUS system, the user can control the equipment complying with DALI standard protocol via EUG-DALI gateway. The user can assign（including reassign, extent allocation） the address for DALI equipment, and ,can set group, scene, the switch-on brightness, the minimum brightness, the maximum brightness, fadetime. In addition, t he user can know the state of DALI equipment via PC software or information set in advance.



Features

· Assign（including reassign, extent allocation） the address for DALI equipment
· In EU-BUS mode, can update firmware remotely via EU-BUS interface
· Support EU-BUS function to the DALI command
· Set parameter for DALI equipment, and, can be used with the DALI sensor,
· Support EU-BUS to DALI command function
· Supplied via EU-BUS bus, without external power supply
· The standard 35mm din rail, convenient installation

Item No.	Input Voltage（VAC）	Input control signal	Support DALI Devices	G.W. (g)	Size(L*W*H) (mm)
EUG-DALI-2	220VAC	EU-BUS	2*64Pcs	380g	167*93.4*63.2mm(L*W*H), standard 35mm din rail



Features

· Assign（including reassign, extent allocation） the address for DALI equipment
· In EU-BUS mode, can update firmware remotely via EU-BUS interface
· Support EU-BUS function to the DALI command
· Set parameter for DALI equipment, and, can be used with the DALI sensor,
· Support EU-BUS to DALI command function
· Supplied via EU-BUS bus, without external power supply
· The standard 35mm din rail, convenient installation

Item No.	Input Voltage	Communication protocol	Support DALI Devices	number of dry contact	G.W. (g)	Size(L*W*H) (mm)
EUG-DALI	EU-BUS	EU-BUS	64	1	250g	76*93.4*63.2mm(L*W*H), standard 35mm din rail

DALI & Phase Cut Dimmable Controller

Features

· Meets DMX512(1990)/RDM and DALI IEC62386 protocol
· Output phase cut dimming signal and their synchronous DC 0-10V dimming signal
· phase cut dimming controller can work as leading edge (LPC) mode,trailing edge(TPC) mode or switch mode
· Built-in LCD, the user can operate more conveniently
· Set fades time of each channel separately, range of 0.1-10s
· Standard 35 mm din rail, convenient installation
· Each circuit is equipped with emergency switch that control full brightness (100%) output function
· Fire strong power starting



Item No.	Input voltage (VAC)	Input control signal	Maximum output current of phase cut	Maximum output signal current	Maximum inrush current limit per channel	G.W. (g)	Size(L*W*H) (mm)
EUMA0405-DDL	100-240	DMX512(1990)/RDM , DALI IEC62386 , EU-BUS	5A*4CH (AC MOSFET, please take 5A*PF as output current limit for each circuit)	20mA*4Ch	100A	975g	222.5*93.4*63.2mm(L*W*H), standard 35mm din rail

Features

Meets DMX512(1990)/RDM,DALI IEC62386 protocol, and EU-BUS protocol developed by EHCHIPS
With LCD display and manual button, the user can operate more conveniently
In the EU-BUS mode, you can remote update firmware through the EU-BUS interface
Output 8 channel phase cut or switch control, max current of each channel is 2A
6.3A fuse delay protection for each 2 outputs
Output 12VDC,supply for control system
Set fade time of each channel separately, range of 0.1-10s
Standard 35 mm din rail, convenient installation
Can save up to 8 events
suitable for use with TRIAC dimming driver, incandescent, low voltage, etc.



Item No.	Input voltage (VAC)	Input control signal	Max output current	G.W. (g)	Size(L*W*H) (mm)
EUT0802-DDL	100-240	DMX512(1990)/RDM , DALI IEC62386 , EU-BUS	2A*8Ch	1050g	222.5*93.4*63.2mm(L*W*H), standard 35mm din rail

Phase-Cut Series



Leading edge dimming usually uses silicon controlled rectifier（SCR） as a switching device, so it is also called silicon controlled dimmer (Phase-cut dimmer). Its working principle is to wait for the trigger to turn on from the zero phase of AC voltage,and when it turns on, AC power is transmitted to the load. The sine wave shape is changed by adjusting the conduction angle of each half wave of alternating current, so that the effective value of alternating current is changed to achieve the purpose of dimming.
The forward phase-cut(FPC) dimmer have the following advantages：low in dimming cost、compatible with existing lines、and does not need to be rewired, so it dominates the market. Most manufacturers also produce this type of dimmers.
The back-edge(reverse) phase-cut dimmer(RPC) turns on immediately after the half-waveof AC voltage starts, and turns off immediately when the half-wave voltage reaches the set turn-on angle. Similar to front-end dimming, dimming is achieved by adjusting the conductionangle.
The MOSFET is generally used as the switching device in the back edge phase-cut dimmer, because if the SCR is used as the activeswitch, it cannot be turned off immediately according to the characteristics of the SCR, and it will not turn off until the voltage half-wave crosses zero.

Hotel Room Scheme

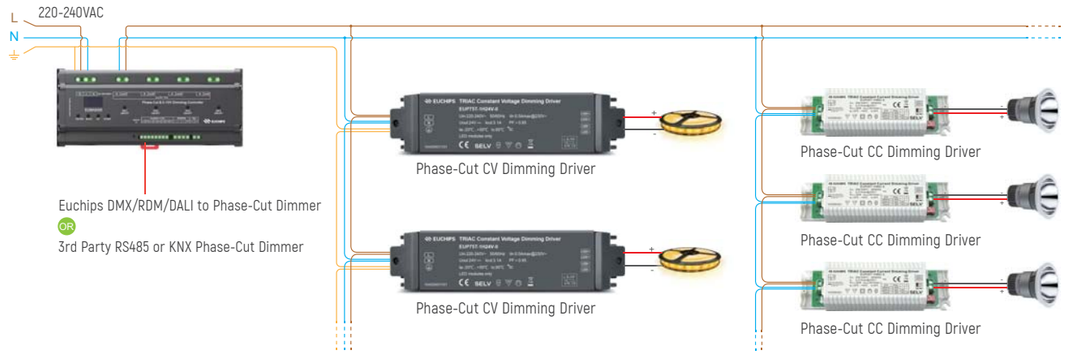

Phase-Cut Series Dimmer Wiring



Constant Voltage Dimmable Drivers

Description

Support Leading edge (Phase-Cut) and Trailing edge (ELV), suitable for DC 12-24V constant voltage LED lightings, such as LED strip light, LED flood light, etc. Widely used in hotel, club, villa, market, office and home.

Features

· Output short-circuit protection, overpower protection, overcurrent protection
· Smooth dimming curve, no flicker

Advantages

· Excellent compatibility with major brand control system
· Controlled by PWM (Pulse-Width Modulation), not change color rendering index
· Built-in MCU (Micro controller unit), support both logarithmic curves and linear curves dimming customizable
· Dimming depth 1%, dimming range 1% to 100%
· No minimum load
· Support Leading edge (Phase-Cut) and Trailing edge (ELV)


1


2


3


4


5

Item No.	Product No.	Product pictures	Input Voltage (VAC)	Output Current Channel (mA)	Output Voltage (VDC)	Output Power (W)	Dim Mode	G.W. g	Size(L*W*H) mm	Cert
EUP24T-1H24V-0	104200021101	1	220-240	1A*1	24	24	TRIAC/ELV	150	150*43*29	CE
MUP60T-1W12V	104200340101	1	120-277	5A*1	12	60	TRIAC/ELV	700	242*44*30	CE
MUP60T-1W24V	104200320101	1	120-277	2.5A*1	24	60	TRIAC/ELV	700	242*44*30	CE
MUP60AT-1W24V	104200540101	1	120-277	2.5A*1	24	60	0/1-10V Phase-Cut	580	242*44*30	
LCP75T-1H12V	104200390101	2	220-240	6.25A*1	12	75	Phase-Cut	350	295*40*32	CE CB
LCP75T-1H24V	104200400101	2	220-240	3.1A*1	24	75	Phase-Cut	350	295*40*32	CE CB
EULP75T-1H24V	104200490101	3	220-240	3.1A*1	24	75	Phase-Cut	250	280*30*21	CE
MUP96T-1W12V	104200330101	1	120-277	8A*1	12	96	TRIAC/ELV	700	242*44*30	CE
MUP96T-1W24V	104200310101	1	120-277	4A*1	24	96	TRIAC/ELV	700	242*44*30	CE
MUP96AT-1W24V	104200510101	1	120-277	4A*1	24	96	0/1-10V Phase-Cut	580	242*44*30	
DUCN100AT-1H12V	104200550201	5	220-240	8.33A*1	12	100	0/1-10V Phase-Cut	300	231*48*29	CE
DUCN100AT-1H24V	104200470201	5	220-240	4.16A*1	24	100	0/1-10V Phase-Cut	300	231*48*29	CE
LCP150T-1H12V	104200430101	2	220-240	12.5A*1	12	150	TRIAC/ELV	410	360*40*32	CE CB
LCP150T-1H24V	104200440101	2	220-240	6.25A*1	24	150	TRIAC/ELV	410	360*40*32	CE CB
LCP150T-1H36V	104200560101	2	220-240	4.16A*1	36	150	TRIAC/ELV	730	360*40*32	–
LCP150T-1H48V	104200840101	2	220-240	3.125A*1	48	150	TRIAC/ELV	730	360*40*32	CE CB
LCP240T-1H24V	104200452101	2	220-240	10A*1	24	240	TRIAC/ELV	730	360*40*32	–
EULP150T-1H24V	104200500101	4	220-240	6.25A*1	24	150	TRIAC/ELV	350	360*30*21	–
DUCN200AT-1H24V	104200460201	5	220-240	8.33A*1	24	200	0/1-10V Phase-Cut	300	231*48*29	–
DUCN200AT-1H48V	104201070201	5	220-240	4.16A*1	48	200	0/1-10V Phase-Cut	300	231*48*29	–
EUP200T-1H12V-0	104200001101	4	220-240	16.7A*1	12	200	TRIAC/ELV	842	310*60*45	CE CB
EUP200T-1H24V-0	104200011101	4	220-240	8.3A*1	24	200	TRIAC/ELV	842	310*60*45	CE CB

Constant Voltage Dimmable Drivers



Item No.	Product No.	Input Voltage (VAC)	Output Current Channel (mA)	Output Voltage (VDC)	Output Power (W)	Dim Mode	G.W. g	Size(L*W*H) mm	Cert
EUP12T-1W12V-1	104200021201	200-240	1A*1	12	12	TRIAC/ELV	85	73*36*29	CE
EUP12T-1W24V-1	104200132201	200-240	0.5A*1	24	12	TRIAC/ELV	60	73*36*29	

Compatible with MR16






more


IP67
1


IP65
2

Item No.	Product No.	Product pictures	Input Voltage (VAC)	Output Current Channel (mA)	Output Voltage (VDC)	Output Power (W)	Dim Mode	G.W. g	Size(L*W*H) mm	Cert
OWP75T-1H24V	104200660201	1	220-240	3.125A*1	24	75	TRIAC/ELV	670	187*64*33	CE UKCA
OWP120T-1H24V	104200670201	1	220-240	5A*1	24	120	TRIAC/ELV	750	210*64*33	–
OWP150T-1H24V	104200680201	1	220-240	6.25A*1	24	150	TRIAC/ELV	980	210*64*33	CE UKCA
OWP240T-1H24V	104200690201	1	220-240	10A*1	24	240	TRIAC/ELV	980	270*63*33	CE UKCA
MWS320T-1H24V	104200380201	2	220-240	13.3A*1	24	320	TRIAC/ELV	1500	317*70*44	–

Apply lamps and lanterns


Wall Washer


LED Strip Light


LED Tube


Underground Light


AR111 Venture Light

Constant Current Dimmable Drivers

Description

Support Leading edge (Phase-Cut) and Trailing edge (ELV), suitable for constant current LED lightings, such as LED down light, COB spot light, ceiling light, etc. Widely used in hotel, club, villa, market, office and home.

Features

- Multi-current selection
- Smooth dimming curve
- Output short circuit protection and over current protection

Advantages

- Excellent compatibility with major brand control system
- Built-in MCU (Micro controller unit), support both log curve and linear dimming (switchable)
- Secondary-level structure, output ripple current less 3%
- Security isolation, provide security level
- Dimming depth 1%, dimming range 1% to 100%
- Load range 10%-100%
- Support Leading edge (Phase-Cut) and Trailing edge (ELV)


1

2

3

4

5

Item No.	Product No.	Product pictures	Input Voltage (VAC)	Output Current Channel (mA)	Output Voltage (VDC)	Output Power (W)	Dim Mode	G.W. g	Size(L*W*H) mm	Cert
EUP10T-1HMC-0	104100110101	1	220-240	120/180/240/300mA*1	9-40	10	TRIAC/ELV	125	150*43*29	CE CB
PCS10T-1HMC	105100000101	4	220-240	150/180/210*1	25-45	10	TRIAC/ELV	100	118*50*25	CB
PUP10T-1HMC-350	104100211101	3	220-240	120/150/180/210/260/290/320/350mA*1	9-42	10	TRIAC/ELV	120	75*35*26.5	CE CB
PUP10T-1HMC-700	104100220101	3	220-240	350/400/450/500/550/600/650/700mA*1	2-21	10	TRIAC/ELV	120	75*35*26.5	CE CB
AWS10T-1H250C	104102330101	5	220-240	250mA	9-45	10	TRIAC/ELV	320	105*55*35	–
EUP12T-1HMC-0	104100090101	1	220-240	200/250/300/350mA*1	9-40	12	TRIAC/ELV	125	150*43*29	CE CB
AWS15T-1H350C	104100670101	5	220-240	350mA	9-45	15	TRIAC/ELV	348	115*55*35	–
PCS15T-1HMC	105100010101	4	220-240	250/300/350*1	25-45	15	Phase-Cut	100	118*50*25	CB
EUP15T-1HMC-0	104100020101	1	220-240	350/400/450/500mA*1	9-40	15	TRIAC/ELV	125	150*43*29	CE CB
AWS20T-1H500C	104102000101	5	220-240	500mA	9-45	20	TRIAC/ELV	348	115*55*35	–
PUP20T-1HMC	104100160101	3	220-240	350/400/450/500/550/600/650/700mA*1	9-45	20	TRIAC/ELV	200	88*43*26.5	CE CB
EUP20T-1HMC-0	104100000101	1	220-240	350/400/450/500/550/600/650/700mA*1	9-40	20	TRIAC/ELV	130	150*43*29	CE CB
AWS30T-1H750C	104100680101	5	220-240	750mA	9-45	30	TRIAC/ELV	440	157*55*34.5	–
EUP30T-1HMC-0	104100420101	2	220-240	550/600/650/700/750/800/850/900mA*1	9-42	30	TRIAC/ELV	150	185*43*29	CE CB
AWS40T-1H1050C	104100690101	5	220-240	1050mA	9-45	40	TRIAC/ELV	440	157*55*34.5	–
PUP40T-1HMC-850	104100200101	3	220-240	500/550/600/650/700/750/800/850mA*1	9-48	40	TRIAC/ELV	260	121*44*26.5	CE CB
PUP40T-1HMC-1200	104100190101	3	220-240	850/900/950/1000/1050/1100/1150/1200mA*1	9-42	40	TRIAC/ELV	260	121*44*26.5	CE CB

Phase-Cut dimming Driver

Constant Current Dimmable Drivers


1

2

3

4

5

Item No.	Product No.	Product pictures	Input Voltage (VAC)	Output Current Channel (mA)	Output Voltage (VDC)	Output Power (W)	Dim Mode	G.W. g	Size(L*W*H) mm	Cert
EUP10T-1HMC-0-120	104100101201	1	220-240	120/150/180/210/250/300/320/350mA*1	9-42	10	TRIAC/ELV	90	110*30*22.6	CE
EUP10T-1HMC-0-350	104100141201	1	220-240	350/400/450/500/550/600/650/700mA*1	2-21	10	TRIAC/ELV	90	110*30*22.6	CE
EUPS10T-1HMC-120	104102010101	2	220-240	120/150/180/210/250/300/320/350mA*1	9-45	10	TRIAC/ELV	65	125*29.6*22.6	CE CB UK CA
EUPS10T-1HMC-350	104102020101	2	220-240	350/400/450/500/550/600650/700mA*1	2-21	10	TRIAC/ELV	65	125*29.6*22.6	CE CB UK CA
EUPS12T-1HMC-200	104102130101	2	220-240	200/220/240/260/280/300/320/350mA*1	9-45	12	TRIAC/ELV	65	125*29.6*22.6	CE CB UK CA
EUPS15T-1HMC-280	104102150101	2	220-240	280/300/320/350/380/400/420/450mA*1	9-45	15	TRIAC/ELV	65	125*29.6*22.6	CE CB UK CA
EUPS15T-1HMC-350	104102160101	2	220-240	350/400/450/500/550/600/650/700mA	2-21	15	TRIAC/ELV	65	125*29.6*22.6	CE CB UK CA
EUPS20T-1HMC	104102210101	2	220-240	350/400/450/500/550/600/650/700mA	9-45	20	TRIAC/ELV	65	125*29.6*22.6	CE CB UK CA
EUP12T-1HMC-0	104100013201	3	200-240	180/240/300mA*1	9-42	12	TRIAC/ELV	130	150*43*29	
EUP12T-1HMC-200	104100600201	1	220-240	200/220/240/260/280/300/320/350mA*1	9-42	12	TRIAC/ELV	90	110*30*22.6	
EUP15T-1HMC-280	104100610201	1	220-240	280/300/320/350/380/400/420/450mA*1	9-42	15	TRIAC/ELV	90	110*30*22.6	
EUP15T-1HMC-0	104100023201	3	200-240	280/350/380/450mA*1	9-42	15	TRIAC/ELV	130	150*43*29	
EUP20T-1HMC-0	104100003201	3	200-240	350/500/550/700mA*1	9-42	20	TRIAC/ELV	130	150*43*29	
DPC20T-1H500C	104100470201	5	220-240	500mA*1	9-40	20	TRIAC/ELV	90	97*43.5*30	
DPC30T-1H700C	104100480201	5	220-240	700mA*1	9-42	30	TRIAC/ELV	90	97*43.5*30	
EUP30T-1HMC-0	104100032201	3	220-240	600/700/800/900mA*1	9-45	30	TRIAC/ELV	130	150*43*29	
DPC40T-1H900C	104100460201	5	220-240	900mA*1	12-45	40	TRIAC/ELV	90	150*43*29	
EUP45T-1WMC-0	104100063201	4	200-240	500/700/900/1050mA*1	33-65	45	TRIAC/ELV	225	137*82*31	
EUP60T-1HMC-0	104100071201	4	220-240	900/1050/1200/1400mA*1	9-54	60	TRIAC/ELV	210	137*82*31	CE

Apply lamps and lanterns


Downlight

Panel Light

Spotlight

Ceiling Light

Decorative Light

Floor Light

Track Light

Flood Light

TRIAC/ELV Dimmer



Features

· Support leading edge dimming
· Suitable for TRIAC dimming driver, incandescent lamps, halogen lamps and other loads
· ABS material, high flame retardant
· Fashion, and easy to use
· Used in the study, bedroom, restaurant, bars and other places need dimming control
· Suitable for installation in European and domestic electrical boxes

Item No.	Input Voltage VAC	Load range W	Dim Mode	G.W. g	Size(L*W*H) mm
Walldim105E1	220-240	4-500	TRIAC/ELV	140	86*86*42



Features

· Optimized dimming algorithm maximizes light compatibility and does not flicker at any brightness
· Remote control via APP
· Rotate stepless dimming, brightness adjustment is easy and smooth
· The design of electronic buttons at industrial standard level can provide the best feedback to users

Item No.	Input Voltage (VAC)	Inductance load (W)	Dim Mode	Standby power	G.W. g	Size(L*W*H) mm
Walldim108W	220-240	LED 220 Incandescent lamp 300	TRIAC/ELV	≤0.5W	140	86*86*53.5



Features

· Excellent design and quality materials ensure long-term, stable and reliable service for users
· Optimized dimming algorithm maximizes light compatibility and does not flicker at any brightness
· Remote control via APP
· Stepless touch dimming, easy and smooth brightness adjustment
· The design of electronic buttons at industrial standard level can provide the best feedback to users

Item No.	Input Voltage (VAC)	Inductance load (W)	Dim Mode	Standby power	G.W. g	Size(L*W*H) mm
Walldim109W	200-240	LED 220 Incandescent lamp 300	TRIAC/ELV	≤0.5W	140	86*86*43

TRIAC/ELV Master Controller

Features

· Dimming brightness difference can be adjusted by adjustable resistance
· Over current and short circuit protection. Power LED to indicate dimmer current status
· 0-100% brightness control, smooth dimming curve with no flicker

Advantages

· No flicker in HD recording
· Controlled by PWM (Pulse-Width Modulation), not change color rendering index



Item No.	Product No.	Input Voltage (VAC)	Output Current Channel (mA)	Dimming Voltage Scope (ADC)	Output Power (W)	Dim Mode	G.W. g	Size(L*W*H) mm
DIM105	204200001201	12-24	15A*1	40-220	180-360	TRIAC/ELV	115.5	167*52*24

SCR Dimmable Compensator

Features

· Active compensation
· Wide input voltage of 100-240VAC
· Suitable for TRIAC circuit load compensation

Advantages

· Improve phase cut dimmer compatibility as well as with LED load



Item No.	Input Voltage VAC	Power （Typical） VAC	Current VAC	G.W. g	Size (L*W*H) mm
TRIAC Bleeder TB01	100-240	3W@115 / 1.5W@230	37mA@115 / 24mA@230	75	78*36*29

0-10V to Phase-cut Controller



Features

· 0-10V analog signal controls 220V 50Hz or 110V 60Hz, providing phase-cut output.
· Single-channel AC output with leading-edge or trailing-edge phase-cut, maximum output current 10A.
· Standard 35mm DIN rail enclosure for easy installation.
· Capable of dimming incandescent, halogen, and LED dimmable fixtures or drivers compatible with thyristor (TRIAC) dimming.

Item No.	Input voltage	Input control signal	Output	Output Channel	G.W. (g)	Size(L*W*H)
EUA-T0110	110VAC/60Hz 220VAC/50Hz	0/1-10V	10A TRIAC/ELV	1	200g	222.5*93.4*63.2(L*W*H), standard 35 din rail

Phase Cut Dimmable Controller



Features

· Meets DMX512(1990)/RDM and DALI IEC62386 protocol
· Output phase cut dimming signal and their synchronous DC 0-10V dimming signal
· phase cut dimming controller can work as leading edge (LPC) mode,trailing edge(TPC) mode or switch mode
· Built-in LCD, the user can operate more conveniently
· Set fades time of each channel separately, range of 0.1-10s
· Standard 35 mm din rail, convenient installation
· Each circuit is equipped with emergency switch that control full brightness (100%) output function
· Fire strong power starting

Item No.	Input voltage (VAC)	Input control signal	Maximum output current of phase cut	Maximum output signal current	Maximum inrush current limit per channel	G.W. (g)	Size(L*W*H) (mm)
EUMA0405-DDL	100-240	DMX512(1990)/RDM , DALI IEC62386 , EU-BUS	5A*4CH (AC MOSFET, please take 5A*PF as output current limit for each circuit)	20mA*4Ch	100A	975g	222.5*93.4*63.2(L*W*H), standard 35 din rail



Features

Meets DMX512(1990)/RDM,DALI IEC62386 protocol, and EU-BUS protocol developed by EHCHIPS
With LCD display and manual button, the user can operate more conveniently
In the EU-BUS mode, you can remote update firmware through the EU-BUS interface
Output 8 channel phase cut or switch control, max current of each channel is 2A
6.3A fuse delay protection for each 2 outputs
Output 12VDC,supply for control system
Set fade time of each channel separately, range of 0.1-10s
Standard 35 mm din rail, convenient installation
Can save up to 8 events
suitable for use with TRIAC dimming driver, incandescent, low voltage, etc.

Item No.	Input voltage (VAC)	Input control signal	Max output current	G.W. (g)	Size(L*W*H) (mm)
EUT0802-DDL	100-240	DMX512(1990)/RDM , DALI IEC62386 , EU-BUS	2A*8Ch	1050g	222.5*93.4*63.2(L*W*H), standard 35 din rail

SCR Power Amplifier



Features

· Meets DMX512(1990)/RDM,DALI IEC62386 protocol and EU-BUS protocol developed by EUCHIPS
· Output 4 channel relay switch signal and their synchronous DC 0-10V control signal
· Built-in LCD, the user can operate more conveniently
· Set fades time of each channel separately, range of 0.1-60.9s
· Standard 35 mm din rail, convenient installation
· Relay switch channel can be turned on and off manually
· Can save up to 8 events
· Suitable for intelligent lighting control - Home Furnishing, office buildings, schools, stadiums, outdoor architecture etc.

Item No.	Input Voltage (VAC)	Output Current	Output power (W)	G.W. (g)	Equipment size
EUPB0105	100~240V	5A*1Channel	1100W	TBD	167*93.4*63.2(L*W*H), standard 35din rail



Features

· Receive leading/trailing edge signal of 100-240VAC
· 4 channel leading edge output, the maximum output current of 5A/ch
· Standard 35mm din rail, easy to install
· Can be connected to incandescent lamp, halogen lamp, TRIAC dimming driver
· Mainly used to enlarge the load capacity, when TRIAC knob or phase cut dimming module used in lighting Control system don't have enough capacity

Item No.	Input Voltage (VAC)	Output Current	Output power (W)	G.W. (g)	Equipment size (mm)
EUPB0405	100~240V	5A*4Channel	4400W	TBD	222.5*93.4*63.2 （L*W*H）, standard 35 din rail

0/1-10V Series



Euchips' 0-10V/1-10V dimmable drivers solve the compatible problem between fluorescent lamps and LED lamps very successfully. They are widely used with various of capacity dimming system to control the LED ceiling lights, LED downlights, LED panel lights, LED wallwashers, LED strip lights and so on. Our 0-10V/1-10V dimmers support both linear and logarithmic dimming curve, dimming the lights very smoothly and are compatible with various famous lighting control systems, such as Lutron, Dynalite, Schneider, Clipsal, Osram, Philips, ABB and so on.

Restaurant lighting control solution

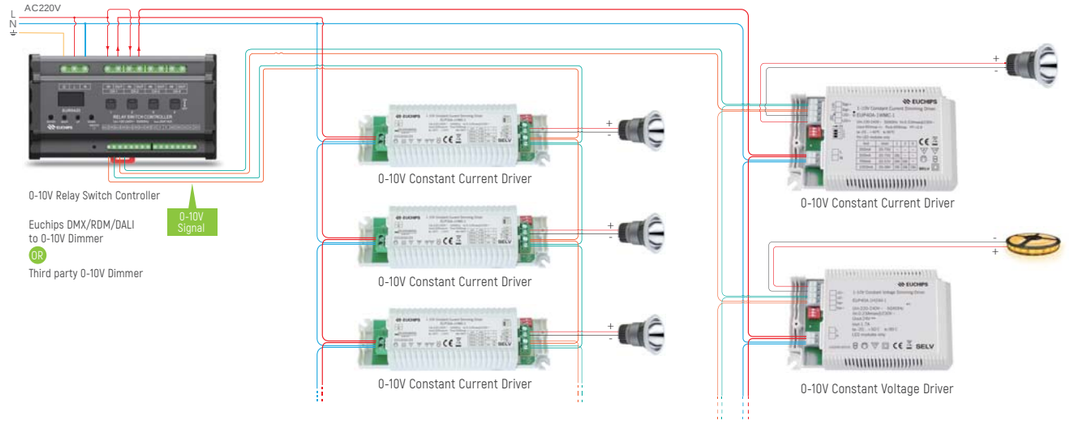

Constant Voltage Dimmer Series



Constant Voltage Analog Dimmer Series (Tunable White)



Constant Voltage Dimmable Drivers

Description

Our drivers work effectively with Lutron, controllers, supporting both 1-10V active dimming way and 1-10V passive dimming way, with smooth dimming curve and are flicker free. They are widely used in dimming the brightness of various kind of constant voltage luminaries, such as LED strip, MR16,etc. With full dimming range of 0-100% according to the 1-10V output signals. Added function of Short circuit protection,over voltage protection and over load protection

Features

· Smooth dimming curve, flicker-free
· Customized Dimming curve, improving dimming effect
· No minimum load requirement
· Can be used as normal driver when signal suspending.
· Short circuit/ Over voltage/ Over load protection

Advantages

· PWM digital dimming way, do not change color rendering index(CRI)
· With MCU built-in, can be customized liner or logarithmic dimming curve
· Supporting 3-in-1 dimming way,(0-10v active signal/PWM signal/adjustable resistor)
· LED can start at 1%, 1-100% full dimming range



1


2


3


4


5


6

Item No.	Product No.	Product pictures	Input Voltage (VAC)	Output Current Channel (mA)	Output Voltage (VDC)	Output Power (W)	Dim Mode	G.W. g	Size(L*W*H) mm	Cert
EUP12A-1W12V-1	103200191201	1	100-240	1A*1	12	12	1-10	85	78*36*29	CE
EUP12A-1H12V-1	103200002101	1	220-240	1A*1	12	12	1-10	85	78*36*29	CE
EUP200AD-1H12V-0	100200001101	2	220-240	16.7A*1	12	200	0/1-10&DALI	865	310*60*45	CE KC CB DALI
EUP200AD-1H24V-0	100200013101	2	220-240	8.3A*1	24	200	0/1-10&DALI	865	310*60*45	CE KC CB DALI
EUP200AD-1H48V-0	100200120101	2	220-240	4.16A*1	48	200	0/1-10&DALI	860	310*60*45	DALI
EULP75AD-1H24V	102200670101	3	220-240	3.125A*1	24	75	0/1-10V&DALI	200	280*30*21	CE KC CB DALI
EULP150AD-1H24V	100200060101	3	220-240	6.25A*1	24	150	0/1-10V&DALI	350	360*30*21	CE KC CB DALI
DUCN100AT-1H12V	104200550201	4	220-240	8.33A*1	12	100	0/1-10V&Phase-Cut	300	231*48*29	CE
DUCN100AT-1H24V	104200470201	4	220-240	4.16A*1	24	100	0/1-10V&Phase-Cut	300	231*48*29	CE
DUCN200AT-1H24V	104200460201	4	220-240	8.33A*1	24	200	0/1-10V&Phase-Cut	300	231*48*29	CE
DUCN200AT-1H48V	104201070201	4	220-240	4.16A*1	48	200	0/1-10V&Phase-Cut	300	231*48*29	CE
OWP75A-1W24V	103200720101	5	120-277	3.125A*1	24	75	0/1-10	630	187*64*33	CE
OWP150A-1W24V	103200670101	5	120-277	6.25A*1	24	150	0/1-10	745	210*64*33	CE CB
OWP240A-1W24V	TBD	5	120-277	10A*1	24	240	0/1-10	TBD	270*64*33	CE
OWP320A-1W24V	103200760101	5	120-277	13A*1	24	320	0/1-10	TBD	280*64*33	CE UKCA CB FC
OWP480A-1W24V	TBD	5	120-277	20A*1	24	480	0/1-10	TBD	289*90*45	CE
OWP600A-1H24V	103200731101	6	220-240	25A*1	24	600	0/1-10	2850	271*131*50	CE

Constant Voltage Dimmable Drivers


1


2


3


4

Item No.	Product No.	Product pictures	Input Voltage (VAC)	Output Current Channel (mA)	Output Voltage (VDC)	Output Power (W)	Dim Mode	G.W. g	Size(L*W*H) mm	Cert
LCP24AD-1H24V	100200350101	1	220-240	1A*1	24	24	0/1-10V&DALI	110	135*36*25	CE CB DALI
LCP40AD-1H12VN NFC	100200380101	2	220-240	3.3A*1	12	40	0/1-10V&DALI	151	185*42.5*28.5	CE CB
LCP40AD-1H24VN NFC	100200360101	2	220-240	1.66A*1	24	40	0/1-10V&DALI	151	185*42.5*28.5	CE CB DALI
LCP40AD-1H12V	102200650101	2	220-240	3.33A*1	12	40	0/1-10V&DALI	200	185*42.5*28.5	CE KC CB KC
LCP40AD-1H24V	102200640101	2	220-240	1.66A*1	24	40	0/1-10V&DALI	150	185*42.5*28.5	CE KC CB KC
LCP75A-1H24V	103200540101	3	220-240	3.125A*1	24	75	0/1-10	400	295*40*32	CE KC CB
LCP75AD-1H12V	100200040101	3	220-240	6.25A*1	12	75	0/1-10V&DALI	400	295*40*32	CE KC CB DALI
LCP75AD-1H24V	100200050101	3	220-240	3.125A*1	24	75	0/1-10V&DALI	400	295*40*32	CE KC CB DALI
LCP120AD-1H12V	102200620101	3	220-240	10A*1	12	120	0/1-10V&DALI	430	295*40*32	CE KC CB DALI
LCP120AD-1H24V	100200280101	3	220-240	5A*1	24	120	0/1-10V&DALI	430	295*40*32	DALI
LCP120A-1H24V	103200750101	3	220-240	5A*1	24	120	0/1-10	340	295*40*32	CE
LCP75AD-2H24V-S8	100200180101	3	220-240	3.125A 2	24	75	0/1-10V&DALI	TBD	295*40*32	-
LCP150AD-2H24V-S8	100200190101	3	220-240	6.25A 2	24	150	0/1-10V&DALI	TBD	295*40*32	-
LCP150AD-1H24V	102200630101	3	220-240	6.25A*1	24	150	0/1-10V&DALI	430	295*40*32	CE KC CB DALI
LCP150A-1H24V	103200520101	3	220-240	6.25A*1	24	150	0/1-10	430	295*40*32	CE KC CB
LCP150AD-1H48V	102200990101	3	220-240	3.125A*1	48	150	0/1-10V&DALI	430	295*40*32	CE
LCPS150AD-1H24V	100200440101	2	220-240	6.25A 2	24	150	0/1-10V&DALI	TBD	185*42.5*28.5	-
LCPN150A-1H24V	103200800101	3	220-240	6.25A*1	24	150	0/1-10	350	295*35*32	CE KC CB KC DALI
LCPN150AD-1H24V	100200430101	3	220-240	6.25A 2	24	150	0/1-10V&DALI	TBD	295*35*32	CE KC CB UKCA DALI
LCP200AD-1H12V	100200330101	4	220-240	16.67A*1	12	200	0/1-10V&DALI	630	360*40*32	-
LCP200AD-1H24V	TBD	4	220-240	8.33A*1	24	200	0/1-10V&DALI	TBD	360*40*32	-
LCP200AD-1H48V	TBD	4	220-240	4.16A*1	48	200	0/1-10V&DALI	TBD	360*40*32	-
LCPS240AD-1H24V	100200340101	3	220-240	10A*1	24	240	0/1-10V&DALI	TBD	295*40*32	CE
LCP240AD-1H24V	100200080101	4	220-240	10A*1	24	240	0/1-10V&DALI	730	360*40*32	CE KC CB KC DALI
LCPS240AD-1H24V	100200340101	3	220-240	10A*1	24	240	0/1-10V&DALI	450	295*40*32	CE
LCP240AD-1H48V	100200260101	4	220-240	5A*1	48	240	0/1-10V&DALI	730	360*40*32	CE
LCP320AD-1H24V	100200090201	4	220-240	13.3*1	24	320	0/1-10V&DALI	865	360*40*32	CE KC CB DALI
LCP320AD-1H48V	102200690101	4	220-240	6.7*1	48	320	0/1-10V&DALI	TBD	360*40*32	CE DALI

Ultra-Thin Waterproof Dimming Driver

Description

0/1-10V dimming options can be used for DC constant voltage LED lamps.

Features

- Wide input voltage range 100 - 240 volts, PF > 0.95
- The die-casting shell is integrally formed, and the product meets the structural requirements of Class I power supply
- Adopting high quality potting compound with scientific proportion, the protection grade is as high as IP67
- Supporting 3-in-1 dimming way,(0-10v active signal/PWM signal/adjustable resistor)
- With overload, short circuit, over voltage, over temperature and other protection functions, and can automatically recover after the fault is removed
- Comply with CE/CB/ Enec/ SAA/ RoHS/ CCC and other certification requirements
- Built - in 2kV ~ 10kV lightning protection circuit (depending on the product power)
- Ambient temperature range: to -25 ℃ - + 50 ℃
- Five - years warranty

Advantages

- High reliability
- Long life
- High efficient
- Complete protection function
- Low input surge current
- Low output ripple noise
- High Protection level


1


2


3

Item No.	Product No.	Product pictures	Input Voltage (VAC)	Output Current Channel (mA)	Output Voltage (VDC)	Output Power (W)	Dim Mode	G.W. g	Size(L*W*H) mm	Cert
UWP75A-1M12V	103200440101	1	100 - 240	6.25A*1	12VDC	75	0/1-10	820	290*61*25	
UWP75A-1M24V	103200420101	1	100 - 240	3.13A*1	24VDC	75	0/1-10	820	290*61*25	
UWP100A-1M12V	103200450101	1	100 - 240	8.33A*1	12VDC	100	0/1-10	820	290*61*25	
UWP100A-1M24V	103200430101	1	100 - 240	4.17A*1	24VDC	100	0/1-10	820	290*61*25	
UWP150A-1M12V	103200631101	1	100 - 240	12.5A*1	12VDC	150	0/1-10	820	290*61*25	
UWP150A-1M24V	103200410101	1	100 - 240	6.25A*1	24VDC	150	0/1-10	820	290*61*25	
UWP150A-1M48V	103200510101	1	100 - 240	3.13A*1	48VDC	150	0/1-10	TBD	290*61*25	
UWP240A-1M12V	103200480101	2	100 - 240	20A*1	12VDC	240	0/1-10	1055	270*68*30	
UWP240A-1M24V	103200470101	2	100 - 240	10A*1	24VDC	240	0/1-10	1055	270*68*30	
UWP320A-1M24V	103200570101	3	100 - 240	13.3A*1	24VDC	320	0/1-10	1530	290*90*32	

0/1-10V Constant Voltage Tunable White Drivers

Tunable White

Description

0/1-10V dimming color constant pressure products, suitable for LED lamp belt, MR16 and other constant pressure dimming color lamps, support 0/1-10V dimming; Stroboscopic design, dimming range of 0.1%-100%.



Features

- Single channel constant voltage output
- High input voltage of 220VAC ~ 240VAC
- Dimming effect smooth, no flicker
- Over load protection; over voltage protection; short circuit protection
- IP20, suitable for indoor LED lighting application

Item No.	Product No.	Input Voltage (VAC)	Output Current Channel (mA)	Output Voltage (VDC)	Output Power (W)	Dim Mode	G.W. g	Size(L*W*H) mm	Cert
LCP75A-2W24V	103200560101	120-277	3.125A 2	24	75	0/1-10	340	295*40*32	
LCP150A-2W24V	103200550101	120-277	6.25A 2	24	150	0/1-10	340	360*40*32	
LCP240A-2H24V	103200740101	220-240	10A 2	24	240	0/1-10	750	360*40*32	

Constant Current Dimmable Drivers

Description

Our Constant current dimmable drivers are widely used in various indoor LED illumination, such as LED constant current spot light, down lights, panel lights. Single channel output, switchable output current level, supporting 1-10V dimming way,100~240 VAC wide voltage input, 84%-88% high effectiveness. With active PFC function built-in, our dimmable drivers can be used as normal drivers when signal suspending. Having smooth dimming curve and flicker-free. With short-circuit function,being widely used in various indoor LED illuminations.

Features

- Single channel output, switchable output current level
- Supporting 1-10V dimming way, active/passive
- Having active PFC function built-in
- Can be used as normal drivers when signal suspending

Advantages

- 3-in-1 dimming
- With MCU built-in, customized Logarithm or Liner dimming curve
- Secondary-level structure, less than 3% low-frequency ripple output
- With security isolation function, having higher security level
- LED start from 1%, dimming range from 1-100%
- 10%-100% on-load range


1


2


3


4


5


6

Item No.	Product No.	Product pictures	Input Voltage (VAC)	Output Current Channel (mA)	Output Voltage (VDC)	Output Power (W)	Dim Mode	G.W. g	Size(L*W*H) mm	Cert
PCE6A-1HNC-500	103110290101	1	220-240	100-500mA*1 NFC	9-45	6	0/1-10	50	84*20*20	
PCE6A-1HNC-700	103110400101	1	220-240	250-700mA*1 NFC	2-25	6	0/1-10	50	84*20*20	
EUP10A-1HMC-1-120	103100401201	2	220-240	120/150/180/200/240/270/300/350mA*1	9-42	10	1-10	90	110*30*22	
EUP10A-1HMC-1-350	103100411201	2	220-240	350/400/450/500/550/600/650/700mA*1	2-21	10	1-10	90	110*30*22	
EUPS10A-1HMC-120	103110300101	3	220-240	120/150/180/200/240/270/300/350mA*1	9-45	10	0/1-10	65	125*29.6*22.6	
EUPS10A-1HMC-350	103110340101	3	220-240	350/400/450/500/550/600/650/700mA*1	2-21	10	0/1-10	65	125*29.6*22.6	
EUP10A-1HMC-1	103100291101	4	220-240	120/180/240/300mA*1	9-40	10	0/1-10	125	150*43*29	
EUP10A-1HMC-300-M	103100790101	5	220-240	120/180/240/300mA*1	9-42	10	0/1-10	75	89*41*29	
EUP10A-1HMC-700-M	103100780101	5	220-240	350/500/550/700mA*1	2-21	10	0/1-10	75	89*41*29	
EUPS12A-1HMC-200	103110460101	3	220-240	200/220/240/260/280/300/320/350mA*1	9-45	12	0/1-10	65	125*29.6*22.6	
EUP12A-1HMC-200	103110160201	2	220-240	200/220/240/260/280/300/320/350mA*1	9-42	12	1-10	TBD	110*30*22	
EUP12A-1HMC-1	103100101201	4	220-240	180/240/300mA*1	9-40	12	1-10	120	150*43*29	
EUP12A-1HMC-1	103100281101	4	220-240	200/250/300/350mA*1	9-40	12	0/1-10	125	150*43*29	
EUP12A-1HMC	103101120101	6	220-240	120/150/180/210/250/280/300/350mA*1	9-42	12	0/1-10	110	135*36*25	
EUP12A-1HMC-M	103100960101	4	220-240	120/150/180/210/250/280/300/350mA*1	9-45	12	0/1-10	110	150*43*29	
EUP12AD-1HMC-M	100100150101	1	220-240	120/150/180/200/240/270/300/350mA*1	9-45	12	0/1-10V&DALI	TBD	150*43*29	
EUP15A-1HMC-280	103110150201	2	220-240	280/300/320/350/380/400/420/450mA*1	9-42	15	1-10	TBD	110*30*22	
EUP15A-1HMC-1	103100111201	4	220-240	280/350/450mA*1	9-40	15	1-10	120	150*43*29	
EUP15A-1HMC-1	103100271101	4	220-240	350/400/450/500mA*1	9-40	15	0/1-10	125	150*43*29	
EUPS15A-1HMC-280	103110450101	3	220-240	280/300/320/350/380/400/420/450mA*1	9-45	15	0/1-10	65	125*29.6*22.6	
EUPS15A-1HMC-350	103110480101	3	220-240	350/400/450/500/550/600/650/700mA	2-21	15	0/1-10	65	125*29.6*22.6	
EUP20A-1HMC-1	103100261101	4	220-240	350/500/550/700mA*1	9-40	20	0/1-10	125	150*43*29	
EUP20A-1HMC	103101110101	6	220-240	350/400/450/500/550/600/650/700mA*1	9-42	20	0/1-10	110	135*36*25	
EUP20A-1HMC-M	103100930101	4	220-240	350/400/450/500/550/600/650/700mA*1	9-45	20	0/1-10	110	150*43*29	
EUPS20A-1HMC	103110600101	3	220-240	350/400/450/500/550/600/650/700mA	9-45	20	0/1-10	65	125*29.6*22.6	

Constant Current Dimmable Drivers


1

2

3

4

5

6

7

8

9

10

Item No.	Product No.	Product pictures	Input Voltage (VAC)	Output Current Channel (mA)	Output Voltage (VDC)	Output Power (W)	Dim Mode	G.W. g	Size(L*W*H) mm	Cert
PUP10A-1WMC-700	103100720101	1	100-240	350/400/450/500/550/600/650/700mA*1	2-21	10	0/1-10	120	75*35*26.5	CE CC CB KC
PUP10A-1WMC-350	103100710101	1	100-240	120/150/180/210/260/270/320/350mA*1	9-42	10	0/1-10	120	75*35*26.5	CE CC CB KC
PUP20A-1WMC	103100730101	1	100-240	350/400/450/500/550/600/650/700mA*1	9-45	20	0/1-10	200	88*43*26.5	CE CC CB KC
PUP20A-1WMC-430	102102010101	1	120-277	250/280/300/330/350/380/400/430mA*1	9-45	20	0/1-10	177	88*43*26.5	–
PUP40A-1WMC-850	103100750101	1	100-240	500/550/600/650/700/750/800/850mA*1	9-48	40	0/1-10	260	121*44*26.5	CE CC CB KC
PUP40A-1WMC-1200	103100740101	1	100-240	850/900/950/1000/1050/1100/1150/1200mA*1	9-42	40	0/1-10	260	121*44*26.5	CE CC CB KC
BMP14A-1SMC	203100020101	2	42-52	120/150/180/210/250/280/300/350mA*1	9-40	14	0/1-10	TBD	125*14*10	
BMP28A-1SMC	203100001101	2	42-56	350/400/450/500/550/600/650/700mA*1	9-40	28	0/1-10	15	125*14*10	
BMP28A-2SMC-S	203100010101	2	42-56	350/400/450/500/550/600/650/700mA*1	9-40	28	0/1-10	15	125*14*10	–
DPE12A-1HMC	103112280102	3	220-240	150/200/250/300mA*1	25-42	12	0/1-10	58.5	95.8*36.2*25	CE CC KC UKCA
DPE21A-1HMC	103112130102	3	220-240	350/400/450/500mA*1	25-42	21	0/1-10	58.5	95.8*36.2*25	CE CC KC UKCA
DPE40A-1HMC	103112080102	3	220-240	800/900/950/1050mA*1	25-42	40	0/1-10	94	115*41*28	CE CC KC UKCA
PCM12A-1H300C	103102020101	4	220-240	300mA*1	20-40	12	0/1-10	79	135*36*25	–
PCM20A-1H500C	103101930101	4	220-240	500mA*1	20-40	20	0/1-10	79	135*36*25	–
EUP12AD-2HMC-S8	102101620101	4	220-240	120/150/180/200/240/270/300/350mA*1	9-54	12	0/1-10V&DALI	TBD	135*36*25	CE
EUP20AD-2HMC-S8	100100190101	4	220-240	350/400/450/500/550/600/650/700mA*1	9-45	20	0/1-10V&DALI	TBD	135*36*25	CE
EUP20AD-1HMC-M	100100110101	5	220-240	350/400/450/500/550/600/650/700mA*1	9-45	20	0/1-10V&DALI	TBD	150*43*29	CE CC KC CB
EUP30A-1HMC-M	103100940101	5	220-240	550/600/650/700/750 800/850/900mA*1	9-45	30	0/1-10	155	150*43*29	CE CC KC CB
EUP30AD-1HMC-M	100100120101	5	220-240	550/600/650/700/750/800/850/900mA*1	9-45	30	0/1-10V&DALI	TBD	150*43*29	CE CC KC CB
EUP40AD-1HMC-M	100100160101	6	220-240	750/800/850/900/950/1000/1050/1100mA*1	9-45	40	0/1-10V&DALI	TBD	185*43*29	CE CC KC CB
RWP21AS-1HMC	103112640101	10	220-240	150/200/250/300/350/400/450/500mA*1	10-42	21	0/1-10	106	ϕ56.5*28	CE CC KC UKCA CB
RWP40AS-1HMC	103112630101	10	220-240	600/700/750/800/850/900/1000/1050mA*1	10-42	40	0/1-10	160	ϕ64*28	CE CC KC UKCA CB
EUP40A-1HMC-1	103100231101	7	220-240	850/900/950/1000/1050/1100/1150/1200mA*1	9-45	40	0/1-10	225	137*82*31	CE
EUP40A-1HMC-M	103101010101	6	220-240	750/800/850/900/950/1000/1050/1100mA*1	9-45	40	0/1-10	TBD	185*43*29	CE CC KC CB
PSP45AD-1HMC	102100890101	8	200-240	500/600/700/800/900/1050/1200/1400mA*1	19-52	45	0/1-10V&DALI	272	180*70*32	CE KC CB DALI
PCP45AD-1HMC	100100100101	9	220-240	700/750/800/850/900/950/1000/1050mA*1	9-45	45	0/1-10V&DALI	162	103*68*30	CE CC KC CB DALI
EUP50A-1HMC-1	103100221101	7	220-240	1050/1100/1150/1200/1250/1300/1350/1400mA*1	9-45	50	0/1-10	225	137*82*31	CE
EUP50A-1HMC-M	103100950101	6	220-240	800/900/1000/1050/1100/1200/1300/1400mA*1	9-45	50	0/1-10	TBD	185*43*29	CE CC KC CB
EUP50AD-1HMC-M	100100130101	6	220-240	800/900/1000/1050/1000/1200/1300/1400mA*1	9-45	50	0/1-10V&DALI	TBD	185*43*29	CE CC KC CB

Constant Current Dimmable Drivers


1

2

3

4

Item No.	Product No.	Product pictures	Input Voltage (VAC)	Output Current Channel (mA)	Output Voltage (VDC)	Output Power (W)	Dim Mode	G.W. g	Size(L*W*H) mm	Cert
EULP20A-1HMC	103101250101	1	220-240	350/400/450/500/550/600/650/700mA*1	9-54	20	0/1-10	230	280*30*21	CC
EULP35A-1H1400C-0	103100360101	1	220-240	1400mA*1	9-27	35	0/1-10	275	360*30*21	–
EULP35A-1HMC	103101270101	1	220-240	550/600/650/700/750/800/850/900mA*1	9-54	35	0/1-10	225	280*30*21	CC
EULP50A-1H1400C-0	103100350101	1	220-240	1400mA*1	9-35	50	0/1-10	275	360*30*21	–
EUP60A-1HMC-1	103100061101	4	200-240	1050/1200/1400mA*1	9-58	60	0/1-10	365	203*54*33	CE
EULP65A-1HMC	103101280101	1	220-240	700/800/900/1000/1100/1200/1300/1400mA*1	9-54	65	0/1-10	225	280*30*21	CE CC KC CB
EULP75A-1HMC	103102030101	1	220-240	800/900/1000/1100/1200/1300/1400/1500mA*1	27-54	75	0/1-10	225	280*30*21	–
AWS50A-1UMC-1000	103100850101	2	100-277	500-2100mA (Default :1000mA)	22-54	50	0/1-10	400	105*63*32	– IP67
AWS600A-1UMC	103101180101	3	100-277	5-11.8A*1	27-54	600	0/1-10	2932	271*131*50	– IP67
AWS800A-1UMC	TBD	3	100-277	14.8A*1	27-54	800	0/1-10	3200	271*131*50	– IP67

0/1-10V Constant Current Tunable White Drivers

Tunable White

Description

0/1-10V dimming color constant current product, suitable for down lamp, spot lamp, panel lamp and other LED indoor dimming color lamps.
Single channel output, multistage current output is optional, support 0/1-10V dimming; Stroboscopic design, dimming range of 0.1%-100%.

Features

- Two channel output, output current level selectable by DIP S.W.
- High efficiency up to 85 %
- Built-in active PFC function
- Protections: Short circuit, over load, over Voltage
- Suitable for indoor LED lighting application, such as down light, panel light, and so on


1

2

3

4

Item No.	Product No.	Product pictures	Input Voltage (VAC)	Output Current Channel (mA)	Output Voltage (VDC)	Output Power (W)	Dim Mode	G.W. g	Size(L*W*H) mm	Cert
EUP12A-2HMC	103102000201	1	220-240	120/150/180/200/240/270/300/350mA 2	9-42	12	0/1-10	88	135*36*25	CE
EUP20A-2HMC	103102040201	1	220-240	350/400/450/500/550/600/650/700mA 2	9-42	12	0/1-10	88	135*36*25	CE
EUP15A-2HMC	TBD	2	220-240	280/300/320/350/380/400/420/450mA 2	9-45	15	0/1-10	TBD	125*30*22	CE
EUP12A-2HMC	103101030101	3	220-240	120/150/180/200/240/270/300/350mA 2	9-42	12	0/1-10	110	150*43*29	CC
EUP20A-2HMC	103100920101	3	220-240	350/400/450/500/550/600/650/700mA 2	9-42	20	0/1-10	TBD	150*43*29	CC
EUP40A-2HMC	103101160101	4	220-240	750/800/850/900/950/1000/1050/1100mA 2	9-45	40	0/1-10	151	185*42.5*28.5	CC CB

Constant Current Dimmable Drivers - ANS Series



Features

- Input voltage range: 108-380Vac
- Supports isolated dimming (0-10V active signal, PWM signal, resistor)
- Adjustable Output Current (AOC) with Potentiometer
- High Efficiency up to 96.0%
- Auxiliary Power: 12VDC, 200mA
- Support for external DIP switches to adjust power
- Support for external light control switch
- Protection: IUVP, SCP, OVP, OTP
- Input surge protection: Differential mode: 6kV, Common mode: 6kV(ANSI/C82 .77-5-2017)
- 5-year warranty
- Safety according to UL8750

Means Additional Function

Class P IP54 RoHS

Models	0-10V/PWM/Res Dimming	Auxiliary 12V/200mA	DIP switch	Light control switch
ANSxxx-1W				
ANSxxxA-1W	√			
ANSxxxA-1WMC	√		√	
ANSxxxA-1WMC-OP	√		√	√
ANSxxxAS-1W	√	√		
ANSxxxAS-1WMC	√	√	√	
ANSxxxAS-1W-OP	√	√		√
ANSxxxAS-1WMC-OP	√	√	√	√

Models	0-10V/PWM/Res Dimming	Auxiliary 12V/200mA	DIP switch	Light control switch
ANSxxxAS-1B	√	√		
ANSxxxAS-1BMC	√	√	√	
ANSxxxAS-1B-OP	√	√		√
ANSxxxAS-1BMC-OP	√	√	√	√

Item No.	Input Voltage (VAC)	Output Current Channel (mA)	Output Voltage (VDC)	Output Power (W)	Dim Mode	G.W. g	Size(L*W*H) mm	Cert
ANS80AS-1BMC-OP	120-347	200-400mA*1	180-260V	80	0-10V	TBD	138*52.5*33.5	
ANS80AS-1WMC-OP	120-277	200-400mA*1	180-260V	80	0-10V	TBD	138**52.5*33.5	
ANS100AS-1BMC-OP	120-347	300-500mA*1	180-260V	100	0-10V	TBD	138**52.5*33.5	
ANS100AS-1WMC-OP	120-277	300-500mA*1	180-260V	100	0-10V	TBD	138**52.5*33.5	
ANS150AS-1BMC-OP	120-347	500-750mA*1	180-260V	150	0-10V	TBD	160*52.5*33.5	
ANS150AS-1WMC-OP	120-277	500-750mA*1	180-260V	150	0-10V	TBD	160*52.5*33.5	
ANS200AS-1BMC-OP	120-347	650-1000mA*1	180-260V	200	0-10V	TBD	172*52.5*33.5	
ANS200AS-1WMC-OP	120-277	650-1000mA*1	180-260V	200	0-10V	TBD	172*52.5*33.5	
ANS250AS-1BMC-OP	120-347	700-1200mA*1	180-260V	250	0-10V	TBD	198*52.5*33.5	
ANS250AS-1WMC-OP	120-277	700-1200mA*1	180-260V	250	0-10V	TBD	198*52.5*33.5	
ANS320AS-1BMC-OP	120-347	1000-1500mA*1	180-260V	320	0-10V	TBD	225*52.5*33.5	
ANS320AS-1WMC-OP	120-277	1000-1500mA*1	180-260V	320	0-10V	TBD	225*52.5*33.5	

Constant Current Dimmable Drivers

Description

Mainly used for monochrome constant current lamp dimming, set dimmer and driver as one of the dimming driver. To achieve bright lighting regulation with 1-100% dimming.



Features

- MCUs built-in, customizable log curve, linear dimming curve
- Secondary-level structure, less than 3%
- Safe isolation, provide a more secure level
- Dimming depth: 1% Dimmingrange: 1%- 100%
- Load range: 10% - 100%

Item No.	Input Voltage (VAC)	Output Current Channel (mA)	Output Voltage (VDC)	Output Power (W)	Dim Mode	G.W. g	Size(L*W*H) mm	Cert
LWP13A-1H300C	220-240	300mA*1 [1]	9-42	12.6	0/1-10	350	136*50*41	
LWP19A-1H450C	220-240	450mA*1 [1]	9-42	19	0/1-10	350	136*50*41	
LWP22A-1H600C	220-240	600mA*1 [1]	9-36	21	0/1-10	350	136*50*41	
LWP40A-1H950C	220-240	950mA*1 [1]	9-42	40	0/1-10	637	167*50*41	
LWP45A-1H1050C	220-240	1050mA*1 [1]	9-42	45	0/1-10	637	167*50*41	

[1] This product is one current output, please confirm the current with sales before the order. MOQ: 500pcs

Japan PSE Constant current dimmer driver

Description

According to the demand of the Japanese market, Euchips introduced PSE certified constant current dimming driver, which can be adjusted by external 0/1-10V active signal and PWM signal to achieve smooth dimming effect.


1


2

Features

- Support 2-in-1 dimming mode(1-10V active signal, PWM)
- Wide input voltage 100VAC ~130VAC
- Built-in active PFC function
- Dimming effect smooth, no flicker
- Protections: Short circuit, over load, over temperature
- Suitable for indoor LED lighting application, such as down light, spotlights, panel light, and so on

Item No.	Product No.	Product pictures	Input Voltage (VAC)	Output Current Channel (mA)	Output Voltage (VDC)	Output Power (W)	Dim Mode	G.W. g	Size(L*W*H) mm	Cert
EUPM12A-1L240C-1	TBD	1	100-130	240mA*1	9-45	12	0/1-10	120	150*43*29	
EUPM20A-1L400C-1	TBD	1	100-130	400mA*1	9-45	20	0/1-10	120	150*43*29	
EUPM30A-1L600C-1	TBD	1	100-130	600mA*1	9-42	30	0/1-10	120	150*43*29	
EUPM40A-1L800C-1	TBD	2	100-130	800mA*1	9-45	40	0/1-10	225	137*82*31	
EUPM50A-1L1050C-1	TBD	2	100-130	1050mA*1	9-45	50	0/1-10	225	137*82*31	
EUPM60A-1L1200C-1	TBD	2	100-130	1200mA*1	9-45	60	0/1-10	225	137*82*31	

0-10V Panel Controller

Description

Walldim series are designed to be high-end, multi-functions touch panel controllers, with characteristics of fashionable and beautiful appearance, complete functions, easy operations, sensitive key touch. It is mainly used with 0-10V dimming controllers. It can realize 0-10V smooth dimming according to different requirements. Usually, the signal input current of our 0-10/1-10 dimmable drivers are less than 1mA, it's easy to calculate the quantity of the dimmable drivers that can connect to our wall dimmers, based on the output signal current of the wall dimmers.

Features

· 0-10V dimming mode, dimming curve is smooth
· Touch control buttons, easy operations
· Glass materials, with fashionable and beautiful appearance

Advantages

· With wire cut function (WALLDIM103E1)
· Conform to the European rules, the installation box is the national standard (except PA112U)


1


2


3


4


5


6

Item No.	Product pictures	Input Voltage	Output Current Channel (mA)	Output Signal (VDC)	Mode	G.W. g	Size(L*W*H) mm	Cert
WALLDIM200	1	90-265VAC	50mA*1	0-10	Brightness	194	86*86*38	CE
WALLDIM201	2	15-48VDC	150mA*1	0-10	Brightness	125	86*86*10	CE
WALLDIM103E1	3	/	/ *1	1-10	Brightness	140	86*86*42	CE
Tunable White WALLDIM202	4	12-15VDC	50mA*2	0-10	CCT/Brightness	140	86*86*26	CE
Tunable White WALLDIM203	5	110-240VAC	50mA*2	0-10	CCT/Brightness	152	86×86×57.5	CE
Tunable White WALLDIM204	6	100-242VAC	20mA*1	0-10	CCT/Brightness	142	86*86*55	CE

Analog signal amplifier

Features

· For higher the output power of the synchronized changing signal
· Built with high quality amplification devices, the output capacity reach to 200mA
· Mainly used for the occasion when the master controller's signal is insufficient.

Advantages

· Input 0-10V /1-10V active signal, Adjustable resistance, PWM signals
· With the strong ability of pulling and filling current


1


2

Item No.	Product pictures	Input Voltage VDC	Output Current channel	Output Voltage	Input Signal	G.W. g	Size(L*W*H) mm	Cert
EUC601	1	15-48VDC	200mA*1	0-10V	0-10V active signal, resistance/ passive signal, or PWM signal	90	168*39.4*30	CE
EUC602	2	200-240VAC	150mA*2	0-10V	0-10V active signal, resistance/ passive signal, or PWM signal	90	168*39.4*30	-

DALI/1-10V Five In One Dimmable Drivers

Constant Current Dimmable Drivers

Features

· Single channel constant current output, selectable multilevel current
· Efficiency 82%
· Active PFC
· Smooth dimming curves, without flick
· Short circuit, overload, over temperature functions
· Suitable for indoor LED lamps, such as LED downlight and panel light.

Advantages

· PWM digital dimming, CRI will not be changed.
· Built-in MCU, customized Logarithmic or Linear dimming curve
· Second level of security isolation, output ripple is less than 3%
· Load range 10%-100%
· Support five in one dimming (DALI/1I-10V active signal /PWM signal / adjustable resistance/Touch DIM)


1


2


3


4


5

Item No.	Product No.	Product pictures	Input Voltage (VAC)	Output Current Channel (mA)	Output Voltage (VDC)	Output Power (W)	Touch DIM	G.W. g	Size(L*W*H) mm	Cert
EUP12AD-1HMC-M	100100150101	1	220-240	120/150/180/200/240/ 270/300/350mA*1	9-45	12	Support	TBD	150*43*29	CE CB
EUP20AD-1HMC-M	100100110101	1	220-240	350/400/450/500/550/ 600/650/700mA*1	9-45	20	Support	TBD	150*43*29	CE CB
EUP12AD-2HMC-S8	102101620101	2	220-240	120/150/180/200/240/ 270/300/350mA*1	9-54	12	Support	TBD	150*43*29	CE
EUP20AD-2HMC-S8	100100190101	2	220-240	350/400/450/500/550/ 600/650/700mA*1	9-45	20	Support	TBD	150*43*29	CE
EUP30AD-1HMC-M	100100120101	1	220-240	550/600/650/700/750/ 800/850/900mA*1	9-45	30	Support	TBD	150*43*29	CE CB
EUP40AD-1HMC-M	100100160101	3	220-240	750/800/850/900/950/ 1000/1050/1100mA*1	9-45	40	Support	TBD	185*43*29	CE CB
PSP45AD-1HMC	102100890101	4	200-240	500/600/700/800/900/ 1050/1200/1400mA*1	19-52	45	Support	272	180*70*32	CE CB DALI
PCP45AD-1HMC	100100100101	5	220-240	700/750/800/850/900/ 950/1000/1050mA*1	9-45	45	Support	162	103*68*30	CE CB DALI
EUP50AD-1HMC-M	100100130101	3	220-240	800/900/1000/1050/1000/ 1200/1300/1400mA*1	9-45	50	Support	TBD	185*43*29	CE CB

Apply lamps and lanterns


Downlight


Panel Light


Spotlight


Ceiling Light


Decorative Light


Floor Light


Track Light


Flood Light

DALI/1-10V Five In One Dimmable Drivers

Constant Voltage Dimmable Drivers

Description

LED driver complies with DALI standard protocol IEC 62386,and provides multiple dimming function (DALI,0/1-10V active signal ,PWM, adjustable resistance, and Touch DIM) to achieve a smooth dimming effect.

Features

· Meet DALI protocol IEC 62386
· High input voltage of 220VAC ~ 240VAC
· Dimming effect smooth, no flicker
· Over load protection; over voltage protection; short circuit protection
· IP20, suitable for indoor LED lighting application


1


2


3


4


5

Item No.	Product No.	Product pictures	Input Voltage (VAC)	Output Current Channel (mA)	Output Voltage (VDC)	Output Power (W)	Touch DIM	G.W. g	Size(L*W*H) mm	Cert
LCP24AD-1H24V	100200350101	1	220-240	1A*1	24	24	Support	110	135*36*25	CE CB DALI
NFC LCP40AD-1H12VN	100200380101	2	220-240	3.3A*1	12	40	Support	151	185*42.5*28.5	CE CB
NFC LCP40AD-1H24VN	100200360101	2	220-240	1.66A*1	24	40	Support	151	185*42.5*28.5	CE CB DALI
LCP40AD-1H12V	102200650101	2	220-240	3.33A*1	12	40	Support	200	185*42.5*28.5	CE CB DALI
LCP40AD-1H24V	102200640101	2	220-240	1.66A*1	24	40	Support	150	185*42.5*28.5	CE CB DALI
LCP75AD-1H12V	100200040101	3	220-240	6.25A*1	12	75	Support	400	295*40*32	CE CB DALI
LCP75AD-1H24V	100200050101	3	220-240	3.125A*1	24	75	Support	400	295*40*32	CE CB DALI
EULP75AD-1H24V	102200670101	4	220-240	3.125A*1	24	75	Support	200	280*30*21	CB DALI
LCP75AD-2H24V-S8	100200180101	3	220-240	3.125A 2	24	75	Support	TBD	295*40*32	-
LCP150AD-2H24V-S8	100200190101	3	220-240	6.25A 2	24	150	Support	TBD	295*40*32	-
LCP120AD-1H12V	102200620101	3	220-240	10A*1	12	120	Support	430	295*40*32	CE CB DALI
LCP120AD-1H24V	100200280101	3	220-240	5A*1	24	120	Support	430	295*40*32	DALI
LCPS150AD-1H24V	100200440101	2	220-240	6.25A 2	24	150	Support	TBD	185*42.5*28.5	-
LCPN150AD-1H24V	100200430101	3	220-240	6.25A 2	24	150	Support	TBD	295*35*32	CE CB DALI
LCP150AD-1H24V	102200630101	3	220-240	6.25A*1	24	150	Support	430	295*40*32	CE CB DALI
LCP150AD-1H48V	102200990101	3	220-240	3.125A*1	48	150	Support	430	295*40*32	CE
EULP150AD-1H24V	100200060101	4	220-240	6.25A*1	24	150	Support	350	360*30*21	CE CB DALI
EUP200AD-1H12V-0	100200001101	5	220-240	16.7A*1	12	200	Support	865	310*60*45	CE CB DALI
EUP200AD-1H24V-0	100200013101	5	220-240	8.3A*1	24	200	Support	865	310*60*45	CE CB DALI
EUP200AD-1H48V-0	100200120101	5	220-240	4.16A*1	48	200	Support	860	310*60*45	DALI
LCP200AD-1H12V	100200330101	3	220-240	16.67A*1	12	200	Support	630	360*40*32	-
LCP200AD-1H24V	TBD	3	220-240	8.33A*1	24	200	Support	TBD	360*40*32	-
LCP200AD-1H48V	TBD	3	220-240	4.17A*1	48	200	Support	TBD	360*40*32	-
LCP240AD-1H24V	100200080101	3	220-240	10A*1	24	240	Support	730	360*40*32	CE CB DALI
LCPS240AD-1H24V	100200340101	3	220-240	10A*1	24	240	Support	450	295*40*32	CE DALI
LCP240AD-1H48V	100200260101	3	220-240	5A*1	48	240	Support	730	360*40*32	CE
LCP320AD-1H24V	100200090201	3	220-240	13.3*1	24	320	Support	865	360*40*32	CE CB DALI
LCP320AD-1H48V	102200690101	3	220-240	6.7*1	48	320	Support	TBD	360*40*32	CE DALI

Power Amplifier

Description

LED power amplifiers offer the users various solutions and are suitable for different situations, with the input voltage of 12-24VDC, they can be used in single color, RGB and RGBW lamps, maximum output power to be 720W. They are also designed with different appearances for various installations.

Power Amplifier application drawing



Features

· For the amplification of power of constant voltage LED controllers
· Controlled by PWM (Pulse-Width Modulation)
· For all kinds of constant voltage LED lamps and modules
· Theoretically, limitness LED modules can be connected if many power amplifiers are in cascade connection

Advantages

· Constant Current Waterproof NFC Programmable Dimming Driver


1


2



3


4


5

Item No.	Product pictures	Input Voltage (VDC)	Output Current A*Channel	Output Voltage (VDC)	Output power (W)	G.W. g	Size(L*W*H) mm	Cert
RP3-5A-DIN	1	12-24	5A*3	12-24	180-360	100	112*35*67	CE
RP310	2	12-24	10A*1	12-24	120-240	138	165*42*26	CE
RP306	2	12-24	5A*3	12-24	180-360	142	165*42*26	CE
RP306W	3	12-24	3A*3	12-24	108-216	208	200*31*21	CE
RP316	4	12-24	6A*3	12-24	216-432	80	168*51*22	CE
RP416	4	12-24	5A*4	12-24	240-480	120	168*51*22	CE
RP520	5	12-24	15A*2	12-24	360-720	225	82.4*91*25	
RP530	5	12-24	10A*3	12-24	360-720	225	82.4*91*25	

Constant Voltage Dimmer

Description

Mainly used for dimming the brightness of the led strips and LED modules, or use the 1-10V signal to dimming the brightness; suitable for various kinds of led modules.

Features

· Support the short circuit, over current protection and alarm function
· Increase delay processing and increase anti-interference
· Increase fade to fade effect, dimming is much smoother.

Advantages

· Support 3-in-1 dimming function
· PWM digital dimming, CRI will not be changed.
· Built-in MCU, customized Logarithmic or Linear dimming curve
· Support 3-in-1 dimming functions (0-10V /1-10V active signal /Adjustable resistance / PWM)
· Dimming depth is 1%, dimming scale is 1%-100%


1


2


3

Item No.	Product pictures	Input Voltage VDC	Output Current channel	Output power W	Dim Mode V	Multifunction Switch	G.W. g	Size(L*W*H) mm	Cert
DIM-S1L10V-0	1	12-24	10A*1	120-240	0-10V/1-10	No Support	100	167*51*24	CE
DIM-S2L8V-0	1	12-24	8A*2	192-384	0-10V/1-10	No Support	100	167*51*24	CE
DIM119	1	12-24	15A*1	180-360	1-10	No Support	130	167*51*24	CE
DIM116	2	12-24	5A*3	180-360	0-10	No Support	141	165*42*26	CE
Multidim-15V-0	1	12-24	15A*1	180-360	0-10V/1-10	Support	93	167*51*24	CE
DIM151A-DIN	3	12-24	15A*1	180-360	0-10V/1-10	No Support	85	112*35*67	CE

Relay Switch Controller



Features

· Meets DMX512(1990)/RDM and DALI IEC62386 protocol
· Feed-through power circuit design
· Output relay controlled 8 channel, max current of each channel is 20A
· Standard 35 mm din rail, convenient installation
· There is an emergency button for each channel to switch on or off the channel

Item No.	Input Voltage (VAC)	Input control signal	Max output current	G.W. (g)	Size(L*W*H) (mm)
EUR0820-DDL	100-240VAC	DMX512(1990)/RDM , DALI IEC62386 , EU-BUS	20A*8Channel	1050g	222.5*93.4*63.2mm(L*W*H), standard 35mm din rail

DALI/DMX to 0-10V Controller



Features

· Meets DMX512(1990)/RDM,DALI IEC62386 protocol and EU-BUS protocol developed by EUCHIPS
· Output 12 channel relay switch signal
· Built-in LCD, the user can operate more conveniently
· Set fades time of each channel separately, range of 0.1-60.9s
· Standard 35 mm din rail, convenient installation
· Relay switch channel can be turned on or off manually
· Can save up to 8 events
· Suitable for intelligent lighting control - Home Furnishing, office buildings, schools, stadiums,
· outdoor architecture etc.

Item No.	Input Voltage (VAC)	Input control signal	Max output current	G.W. (g)	Size(L*W*H) (mm)
EUR1220-DDL	100-240VAC	DMX512(1990)/RDM , DALI IEC62386,EU-BUS	20A*12Channel	1100g	295.5*93.4*63.2mm(L*W*H), standard 35mm din rail



Features

· Meets DMX512(1990)/RDM,DALI IEC62386 protocol and EU-BUS protocol developed by EUCHIPS
· Output 4 channel relay switch signal and their synchronous DC 0-10V control signal
· Built-in LCD, the user can operate more conveniently
· Set fades time of each channel separately, range of 0.1-60.9s
· Standard 35 mm din rail, convenient installation
· Relay switch channel can be turned on and off manually
· Can save up to 8 events
· Suitable for intelligent lighting control - Home Furnishing, office buildings, schools, stadiums, outdoor architecture etc.
· Fire strong power starting

Item No.	Input voltage (VAC)	Input control signal	Output signal	Max output current	G.W. (g)	Size(L*W*H) (mm)
EUR0420	100-240	DMX512(1990)/ RDM,DALI,and EU-BUS	0-10V	20A*4Ch	580g	167*93.4*63.2mm(L*W*H), standard35mm din rail

DMX to 0-10V Controller



Features

· It conforms to DMX512(1990)/RDM international standard protocol and the selfdeveloped EU-Bus protocol
· Output 4 channels of DC 0-10V analog control signals, and the maximum output signal current of each channel is 100mA
· 0-10V signal plus or minus short connection, the module has short-circuit protection function
· Two signal input interfaces: green terminal and RJ45 network port
· In DMX mode, RDM function is supported, and the address can be changed by upper computer software
· Arbitrarily change DMX address and switch input signal mode by dialing the code key
· Small volume, standard 35mm guide housing, easy to install
· Applicable to smart home, office, school, hotel, stadium, building outdoor scene and other occasions Ming control

Item No.	Input voltage	Input control signal	Output signal	Max output current	G.W. (g)	Size(L*W*H) (mm)
EUA410D	12VDC	DMX512/RDM、EU-BUS Signal	0-10V	100mA*4Channel	TBD	105*88*65mm(L*W*H), standard 35mm din rail

DMX/RDM Series



DMX 512 protocol is a Digital Multiplex protocol developed by USITT， the American Theater Technology Association.Because of its simplicity and practicality, it has been widely recognized by manufacturers and users all over the world since its introduction. More and more manufacturers are producing or adopting DMX 512 digital dimming equipment.

DMX is the abbreviation of Digital Mutiplex, meaning multiplex digital transmission. DMX 512 control protocol is the industry standard for data transmission between lighting controller and lighting equipment issued by USITT in 1990. Its full name is USITT DMX 512 (1990), including electrical characteristics, data protocol and data format.

Euchips is currently one of the few suppliers in the world to provide a complete set of DMX and RDM solutions. We provide DMX master controller and editing software, sub-controller and DMX power supplies, DMX signal amplifiers, and various signal converters. For example, DMX to relay, DMX to 0 - 10V, DMX to SCR dimming and other rich product lines. The sub-controllers provide 1 channel dimming, 2 channel color temperature dimming, 3 channel RGB, 4 channel RGBW, 5 channel RGBW and 8/ 12/ 24/ 32 channel sub - controllers.

DMX Constant Voltage Decoders



Multiple Protection, More Security

Over Current　Short Circuit　Over Temperature

Diversified Output Port

Connector　RJ45　XLR-5

OLED Screen

OLED screen and four buttons, make the operation more intuitive and more convenient

Can be used as a master

Master mode and sub-control mode can be switched Can be used to dim single color/CCT/RGB/RGBW/ RGBWY

DMX solution

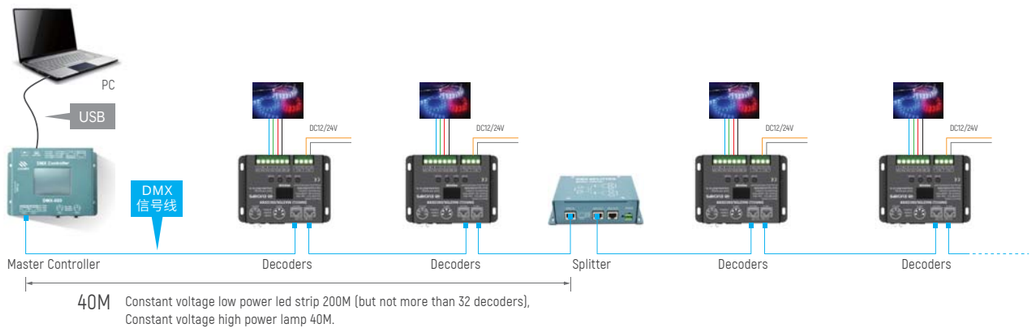

DMX Constant Voltage Decoders

Description

PWM constant voltage output, working with DMX control system and mainly used to control kinds of single color or RGB LED strips and constant voltage light sources. Green terminals, RJ45 and XLR interface are optional. Need 12-24VDC external power supply.

Features

- Meets DMX512/1990
- 256-level brightness, full-color control
- Works with control system, can express perfect effect
- Can drive 1~4 channel of each lamp
- Can set the DMX address freely
- With anti-interference performance, over-heat and over-current protection, self-recovery function

Advantages

- PWM digital dimming, not changing the color rendering index.
- No minimum loading required.


1


2


3


4


5


6


7


8


9


10


11


12


13


14

Item No.	Product pictures	Input Voltage (VDC)	Output Current Channel	Output Power (W)	Address Setting	DMX Interface	G.W. g	Size(L*W*H) mm	Cert
DIM101M-DIN	1	12-24	5A*3	180-360	DIP Switch	Connector	90	112*35*67	/
PX24500	2	12-24	5A*3	180-360	Button	RJ45	263	177*41.5*33.5	CE
PX24500D	3	12-24	5A*4	240-480	Button	Connector	165	168*51*22	CE
PX24504	5	12-24	5A*4	240-480	DIP Switch	Connector	150	120*42*23	/
PX24505	4	12-24	6A*4	288-576	DIP Switch	RJ45/XLR-3	344	125*54*41	CE
PX24506	6	12-24	3A*3	108-216	DIP Switch	Connector	110	86*51*18	CE
PX0405A	7	12-48	4A*4	192-768	DIP Switch	Connector/RJ45	240	140*50*26	/
PX0406	7	12-24	6A*4	288-576	DIP Switch	Connector/RJ45	240	140*50*26	/
PX0208	7	12-24	8A*2	192-384	DIP Switch	Connector/RJ45	240	140*50*26	/
PX0408	7	12-24	8A*4	384-768	DIP Switch	Connector/RJ45	240	140*50*26	CE ETL
PX0408A	7	12-48	3A*4	144-576	DIP Switch	Connector/RJ45	240	140*50*26	/
PX0508-OLED	8	12-24	8A*5	480-960	DIP Switch	RJ45/XLR-5	365	125*93*36	/
PX1205-OLED	9	12-24	5A*12	720-1440	Button	Connector/RJ45/XLR-5	432	164*93*36	/
PX2405-OLED	10	12-24	5A*24	1440-2880	Button	Connector/RJ45/XLR-5	819	290*93*36	/
PX3204-OLED	11	12-24	4A*32	1536-3072	Button	Connector/RJ45/XLR-5	846	302*93*36	/
DMX-X04	12	110-240VAC	2A*4	220-480×4	Button	Connector/RJ45/XLR-5	TBD	201*121*39.2	/
PX0508-OLED-M	13	12-24	8A*5	480-960	Button	Connector/RJ45	323	160*62*31	cULus
PX0304-WP	14	12-24	3A*4	144-288	Button	Wire	607	148*68*36	/

DMX Constant Current Decoders

Description

PWM constant current output, working with DMX control system and mainly used for kinds of LED down lamps, tracklamps, ceiling lamps and constant current light sources. 12-48VDC input. Setting output currents and other parameters by Nixie tubes and DIP switches.

Features

- Multiple output currents are optional
- Can set DMX address freely
- Modular, can be combined with LED lamps flexible
- Over-heat protection, output short circuit protection
- Constant Current Decoders

Advantages

- PWM digital dimming, not changing the color rendering index.
- Loading range 10 -100%.


1


2


3

Item No.	Product pictures	Input Voltage VDC	Output Current Channel	Output Voltage Range	Address Setting	DMX Interface	G.W. g	Size(L*W*H) mm	Cert
PX707	1	12-48	200~1600mA*4	1-42	Button	Connector	350	135*69*36	CE
PX709 Tunable White	1	12-50	100-900mA*4	1-42	Button	Connector	230	116*54*35	ETL
PX805	2	12-50	150-900mA*5	1-42	Button	Connector	235	116*54*35	ETL
PX904-WP	3	12-50	900mA*4	6-42	Button	Wire	500	148*68*36	-

DMX Constant Voltage Drivers

Description

PWM constant voltage output, working with DMX control system and mainly used to kinds of single color orRGB LED strips and constant voltage light sources. 100-240AC input, external power supplies are not needed.

Features

· Works with control system, with perfect effect
· Can set the DMX address freely
· Uses touchable color ring remote control, easy to operate
· With anti-interference performance, over-heat and over-current protection, self-recovery function

Advantages

· High voltage power supply without external power supply
· Accurate dimming color


1


2

Item No.	Product pictures	Input Voltage (VAC)	Output Current Channel	Output Voltage (V)	Output Power (W)	Protocol	G.W. g	Size(L*W*H) mm
LCP75M-2W24V	1	120-277	3.125A*2	24	75	DMX512(1990)	340	295*40*32
LCP150M-2W24V	1	120-277	6.25A*2	24	150	DMX512(1990)	730	360*40*32
EUP135M-3W12V-0	2	100-240	3.75A*3	12	135	DMX512(1990)	610	196*75*40
EUP150M-3W24V-0	2	100-240	2.08A*3	24	150	DMX512(1990)	610	196*75*40

DMX Constant Current Drivers


1


2


3

Item No.	Product No.	Product pictures	Input Voltage (VAC)	Output Current Channel	Output Voltage Range	Output Power (W)	G.W. g	Size(L*W*H) mm
EUP12M-1HMC-0	101100080201	1	220-240	120/150/180/210/250 280/300/350mA*1	9-42	12	80	135*36*25
EUP20M-2HMC	101100050201	2	220-240	350/400/450/500/550/ 600/650/700mA - 2	9-42	20	120	150*43*29
EUP20M-1HMC-0	101100001101	2	200-240	350/500/700mA*1	9-42	20	120	150*43*29
EUP50M-1WMC-0	101100032101	3	100-240	500/700/1050/1200mA*1	9-54	50	220	137*82*31

Signal Splitter

Description

DMX splitter is mainly used for amplifying the DMX512 digital lighting control signal , also it can make the sighal isolation to guarantee the reliability of the whole control system. When the distance between DMX master and first decoder /driver is more than 40m, quantity of DMX decoders/drivers is over 32 pieces, distance between decoders/drivers more than 40m, DMX splitter is needed.

Feature

· Integrate signal isolation and relay functions
· Input and output signal are electrically isolated from each other, which can easily avoid the damage of electrical equipment
· Interface： RS-485

Advantages

· Accurate dimming color
· Electrical isolation
· Stable signal transmission


1


2


3

Item No.	Product pictures	Input Voltage VDC	Transmission	Input Channel	Isolated Output	G.W. g	Size(L*W*H) mm
DMX102	1	12-24	DMX	1	non-isolated	693	151*90*40
DMX103	2	12-24	DMX	1	Isolated	220	123*59*23.5
DMX104	3	90-240	DMX	1	4 Isolated +1 non-isolated	1450	483*255*45
DMX108	3	90-240	DMX	1	8 Isolated +1 non-isolated	2900	483*255*45

RDM Stand Alone Controller

Description

Complies with RDM international standard protocol and be matched with software to scan RDM devices. Deploy initial address and read the parameters of devices. The software can edit the lighting changing effects, set the scenes and other advanced functions.

Features

· Meets RDM(2009) protocol , compatible with DMX 512 (1990)
· LCD screen displays the current state
· Buttons support long-press, short-press and anti-share operations
· 256 levels of grey, totally 16.77 million colors, really full color
· Built-in 30 kinds of fixed modes, leave 5 kinds of custom modes for users to edit
· Automatic parameter memory

Advantages

· Reserve a 3-wire input terminal, can communicate with the glass panel to do customize control.
· Modify the address online, standard DMX bi-directional communication.
· Built-in30 kinds of fixed modes,leave 5 kinds of customized modes for usersto edit.



Item No.	Input Voltage VDC	Protocol		DMX Channels	Operation Mode	Connection	Software	G.W. g	Size(L*W*H) mm
RDM100	5	RDM(2009)	DMX512(1900)	512	PC+Stand Alone	USB	RDM Master	710	154*105*49

E Series Touch Panel Controllers

Description

Meets with DMX512（1990）international standard protocol， with fashionable glass panel, ergonomic concave touch ring, Up to 16 channels to control the RGB lights and with 4 customized scenes, can meet most customer's requests.

Features

· Meets DMX512（1990）international standard protocol
· High precise touch sensitive keys and dimming ring
· Power cut memory function

Advantages

· RGBW4 Channels Dimming
· Built-in 32 color modes


1

2

3

4

5

6

Item No.	Product pictures	Input Voltage VDC	Protocol	DMX Channel	Area	Scene	Dimmer	G.W.(L*W*H) g	Size(L*W*H) mm
DMX-E03	4	5	DMX512/1990	16	4	16	RGBW Adjust	200	146*106*11
DMX-E05	1	12	DMX512/1990	4	4	/	Brightness Adjust	110	86*86*10
DMX-E06	2	12	DMX512/1990	8	4	/	Color Temp. Adjust	110	86*86*10
DMX-E07	3	12	DMX512/1990	16	4	16	RGBW Adjust	110	86*86*10
DMX-E01L	5	5	DMX512/1990	4	4	16	Brightness Adjust	200	146*106*11
DMX-E02L	6	5	DMX512/1990	8	4	16	Color Temp. Adjust	200	146*106*11

Touch Panel Controllers

Description

With a stylish glass panel that can be installed on any walls easily. Supports stand alone mode, up to 512 * 2-channel, can adjust scenes, speed or brightness based on the user's real-time applications, Support PC software pre-effect editing.

Features

· Use tempered glass material, stylish appearance
· Sensitive keys, lively LCD screen
· USB or Ethernet connection, programmable by PC software
· 4 external dry contacts can trigger 15 scenes
· Wall mounted

Advantages

· Using ultra-high hardness tempered glass panels
· Support play text, pictures, and animation effects.
· 512*3 DMX channels in online mode.
· Support automatic timing playback at any time.
· Supports multiple device cascade, achieve synchronous control.


1

2

Item No.	Product pictures	Input Voltage VDC	Protocol	DMX Channels	Operation Mode	Connection	Software	G.W. g	Size(L*W*H) mm	Cert
DMX-P08	1	12	DMX512(1990)	1024	PC+Stand Alone	USB+ETHERNET	Euchips X-DMX	510	146*106*11	CE
DMX-P09	2	9-12	DMX512(1990)	1024	PC+Stand Alone	USB+ETHERNET	Euchips X-DMX	419	146*106*11	

Signal Converter

Description

PX series adopt the advanced micro-computer control technology, it converts the DMX-512/1990 standard digital signal adopted widely in international to 0-10V/1-10V signal.4 Channels output, output driver 50 mA per channel.it can be used to control 0-10V/1-10V dimmer. It is mainly used for signal convert betwwen DMX Master and 0-10V/1-10V Dimmer.

Description

Euchips signal converter can transfer them to same signal.

Features

· Meet DMX512(1990) Protocol
· Support SPI chip WS2811B, WS2811F, WS2812, LPD6803, MBI6020, UCS2903 etc



Item No.	Input Voltage VDC	Output Current Channel	Input Signal	Output Signal	G.W. g	Size(L*W*H) mm
PX24608	24	50mA*4	DMX512	0-10V/1-10V analog signal	243	177*41.5*33.5

X Series Master Controllers

Description

DMX-X03 is a full-color LED DMX control system which focuses on indoor and outdoor decorative lighting, which can be used stand alone or with computer. It comprises scene-edit software. You can edit various lighting effects by downloading the programme which edit according to your special requirement from your PC.This control system can fulfill 256 grey levels for each R,G,B color,totally 16.77 million real full-color. The software has been developed specially for architectural lighting and features easy to use effects which can be dropped onto timelines, along with multi-zone and synchronization allowing you to program a project with multiple rooms and areas with ease

Features



· Meets DMX512/1990
· 1024 DMX Channels.Control 340 RGB Fixtures
· Real time clock and calendar for time triggers
· USB & Ethernet connectivity for programming and control
· Various Output Interface, XLR-3 / RJ45
· Micro SD card for stand alone use
· 4 external dry contacts can trigger 15 scenes
· Network communication
· Master/Slave mode to interconnect 64 interfaces (Stand Alone)
· Touch screen operation

Item No.	Input Voltage	Protocol VDC	DMX Channels	Operation Mode	Connection	Software	G.W. g	Size(L*W*H) mm	Cert
DMX-X03	5	DMX512（1990）	1024	Stand Alone	XLR3, RJ45	Euchips X-DMX	378	130*93*39	

Relay Switch Controller

Features

· Meets DMX512(1990)/RDM and DALI IEC62386 protocol
· Feed-through power circuit design
· Output relay controlled 8 channel, max current of each channel is 20A
· Standard 35 mm din rail, convenient installation
· There is an emergency button for each channel to switch on or off the channel



Item No.	Input Voltage (VAC)	Input control signal	Max output current	G.W. (g)	Size(L*W*H) (mm)
EUR0820-DDL	100-240VAC	DMX512(1990)/RDM , DALI IEC62386 , EU-BUS	20A*8Channel	1050g	222.5*93.4*63.2mm(L*W*H), standard 35mm din rail

Features

· Meets DMX512(1990)/RDM,DALI IEC62386 protocol and EU-BUS protocol developed by EUCHIPS
· Output 12 channel relay switch signal
· Built-in LCD, the user can operate more conveniently
· Set fades time of each channel separately, range of 0.1-60.9s
· Standard 35 mm din rail, convenient installation
· Relay switch channel can be turned on or off manually
· Can save up to 8 events
· Suitable for intelligent lighting control - Home Furnishing, office buildings, schools, stadiums,
· outdoor architecture etc.



Item No.	Input Voltage (VAC)	Input control signal	Max output current	G.W. (g)	Size(L*W*H) (mm)
EUR1220-DDL	100-240VAC	DMX512(1990)/RDM , DALI IEC62386,EU-BUS	20A*12Channel	1100g	295.5*93.4*63.2mm(L*W*H), standard 35mm din rail

DMX & Phase Cut Dimming Controller



Features

- Meets DMX512(1990)/RDM and DALI IEC62386 protocol
- Output phase cut dimming signal and their synchronous DC 0-10V dimming signal
- phase cut dimming controller can work as leading edge (LPC) mode,trailing edge(TPC) mode or switch mode
- Built-in LCD, the user can operate more conveniently
- Set fades time of each channel separately, range of 0.1-10s
- Standard 35 mm din rail, convenient installation
- Each circuit is equipped with emergency switch that control full brightness (100%) output function
- Fire strong power starting

Item No.	Input voltage (VAC)	Input control signal	Maximum output current of phase cut	Maximum output signal current	Maximum inrush current limit per channel	G.W. (g)	Size(L*W*H) (mm)
EUMA0405-DDL	100-240	DMX512(1990)/RDM , DALI IEC62386 , EU-BUS	5A*4CH (AC MOSFET, please take 5A*PF as output current limit for each circuit)	20mA*4Ch	100A	975g	222.5*93.4*63.2mm(L*W*H), standard 35mm din rail



Features

Meets DMX512(1990)/RDM,DALI IEC62386 protocol, and EU-BUS protocol developed by EHCHIPS
With LCD display and manual button, the user can operate more conveniently
In the EU-BUS mode, you can remote update firmware through the EU-BUS interface
Output 8 channel phase cut or switch control, max current of each channel is 2A
6.3A fuse delay protection for each 2 outputs
Output 12VDC,supply for control system
Set fade time of each channel separately, range of 0.1-10s
Standard 35 mm din rail, convenient installation
Can save up to 8 events
suitable for use with TRIAC dimming driver, incandescent, low voltage, etc.

Item No.	Input voltage (VAC)	Input control signal	Max output current	G.W. (g)	Size(L*W*H) (mm)
EUT0802-DDL	100-240	DMX512(1990)/RDM , DALI IEC62386 , EU-BUS	2A*8Ch	1050g	222.5*93.4*63.2mm(L*W*H), standard 35mm din rail

DMX & 0-10V Dimming Controller



Features

- Meets DMX512(1990)/RDM,DALI IEC62386 protocol and EU-BUS protocol developed by EUCHIPS
- Output 4 channel relay switch signal and their synchronous DC 0-10V control signal
- Built-in LCD, the user can operate more conveniently
- Set fades time of each channel separately, range of 0.1-60.9s
- Standard 35 mm din rail, convenient installation
- Relay switch channel can be turned on and off manually
- Can save up to 8 events
- Suitable for intelligent lighting control - Home Furnishing, office buildings, schools, stadiums, outdoor architecture etc.
- Fire strong power starting

Item No.	Input voltage (VAC)	Input control signal	Max output current	G.W. (g)	Size(L*W*H) (mm)
EUR0420	100-240	DMX512(1990)/ RDM,DALI,and EU-BUS	20A*4Ch	580g	167*93.4*63.2mm(L*W*H), standard 35mm din rail

KNX Series



- KNX is the only open international standard in the field of home and building control, developed from the merger of Europe's three major bus protocols: EIB, BatiBus, and EHS.
- Based on EIB, KNX incorporates the physical layer specifications of BatiBus and EHS while integrating their configuration modes and advantages.
- KNX allows manufacturers to independently design database files using the unified testing tool (ETS). It supports multiple communication media and configuration modes, enabling control over lighting, shading/blinds, security systems, energy management, HVAC systems, service interfaces, building control systems, remote control, and audio/video equipment for large appliances via the KNX system bus.

KNX System

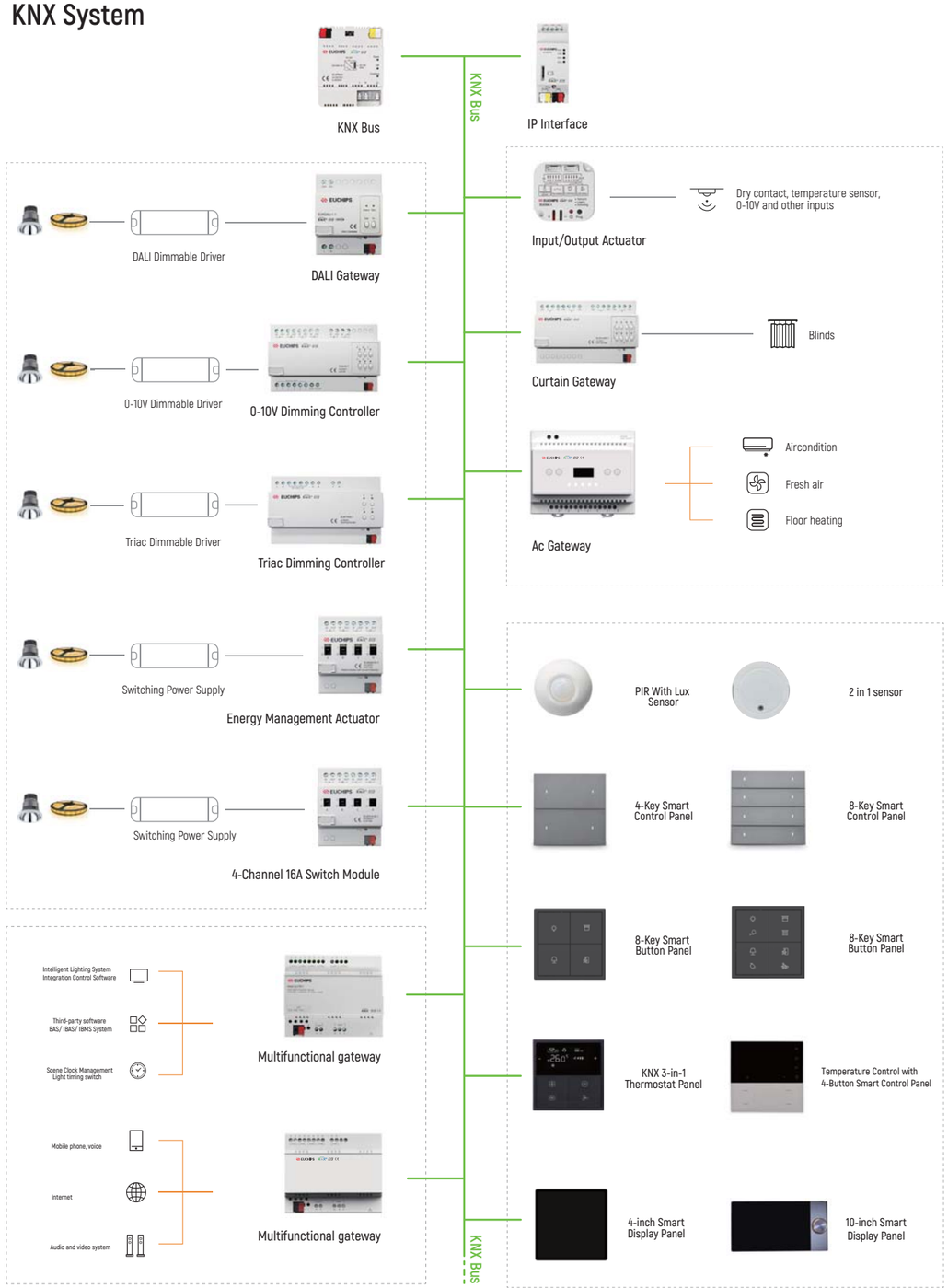

Bus Power Supply



Features

· The EIB/KNX bus power supply is used to provide and monitor the voltage of the EIB/KNX system. It has two output terminals: one for EIB bus power supply and signal transmission, and one for auxiliary power supply, which can provide a 30 V DC supply voltage to terminal devices. The bus connection terminal already has an integrated reactor inside the powersupply. If an external reactor is connected to the auxiliary power supply terminal, it can alsobe used as a bus power supply terminal and will also have signal transmission capability.

· Meets the power supply requirements of KNX/EIB bus devices

· Equipped with short circuit and overcurrent protection

· Load status indication

· System reset function

· Ripple < 100 mV

Item No.	Input Voltage	Frequency Range	Output Voltage	Output Current	Power-On Time	G.W. g	Size(L*W*H) mm
KNX-EUP640	200-240VAC	50/60Hz	30VDC	640mA	<2s	238g	72*90*64mm(L*W*H) Standard 35 mm DIN rail
EUP960.1	200-240VAC	50/60Hz	30VDC	960mA	<2s	238g	72*90*64mm(L*W*H) Standard 35 mm DIN rail

IP Interface



Features

· Complies with the standard KNXnet/IP protocol and functions as a KNXnet/IP server, providing standard bus device configuration, management, downloading, and other related functions

· Supports communication with up to 8 clients simultaneously

· Supports scene functionality

· 100 Mbps communication rate, suitable for use as a high-speed KNX backbone communication interface

· Large-capacity buffer effectively prevents packet loss caused by sudden bursts of high-volume telegrams

· Low power consumption, stable and reliable

Item No.	Bus Voltage	Bus Current	Auxiliary Power Supply	Connection	G.W. g	Size(L*W*H) mm
EUIPPC	21–30 V DC, powered via the KNX bus	≤20mA	24V / 200mA	Connect the red and black wires to "–KNX+", and connect the yellow and white wires to "–24+"	87g	72*90*64mm(L*W*H) Standard 35 mm DIN rail

DALI Gateway



Features

· Each output channel of the KNX/DALI gateway supports up to 64 DALI devices, allowing individual operations such as switching, dimming, and brightness setting for each DALI device.

· Global scene control: Each output channel provides 16 scenes for recall or storage, with brightness values configured via the commissioning software.

· Group control: Each channel can be configured with up to 16 different groups, with device assignment within a group realized through ETS or commissioning software tools. Operations such as switching, dimming, and brightness setting are supported for each group, and group control also supports color temperature adjustment.

· Group scene control: Each group can be assigned 8 KNX scenes or 16 DALI scenes. Brightness values for KNX scenes are configured via ETS, while brightness values for DALI scenes are configured using commissioning software tools.

· Each output channel can be configured with up to 8 operation templates. The switching and dimming behavior of each DALI device and DALI group can follow either the template configuration or use the ECG's own configuration.

· Status query and feedback, including switching state, brightness, operating time, etc.

· Fault detection for DALI device ballasts and luminaires.

· Monitoring of DALI bus voltage, DALI bus current, and DALI bus short circuits.

· Channel broadcast control: Operations such as switching, dimming, and brightness setting for all DALI devices on a channel.

Item No.	Bus Voltage	Bus Rated Current	DALI Output	Channel Current	Load Voltage	G.W. g	Size(L*W*H) mm
EUKDALI-1.1	21-30V DC, Obtained via the KNX bus	5mA	64 DALI devices per channel	≤250mA	18.5VDC	241g	72*90*64mm(L*W*H) Standard 35 mm DIN rail

Ionput/Output Module



Features

· Features dry contact inputs and temperature sensor input

· The 0–10 V dimming control output can be used to control 0–10 V devices, such as LED luminaires

· 4 dry contact inputs and 4 LED status outputs

· 4 operating modes: sensor control (dry contact sensor, temperature sensor), logic control, dimming control (0–10 V dimming)

· Control types: switching control, dimming control, blind/curtain control, flexible control, scene control, sequence control, percentage control, threshold control, string control, forcing control, PWM output, counting control, combination control,
LED status indication

Item No.	Bus Voltage	Bus Current	G.W. g	Size(L*W*H) mm
EUG04.1	21-30VDC	5mA	24g	50*50*13mm(L*W*H)

Curtain Module



Features

- Each channel can control blind/curtain operations including up, down, and stop, and also supports manual control of the channel switching.
- Maximum output current per channel: 6A.
- Main functions: blind mode, standard curtain mode, manual operation, priority setting, power-on state recovery, power-loss state saving, forced position operation, limit position control, position status feedback, operating status, scene control, safety control, and automatic control.

Item No.	Bus Voltage	Bus Current	Main Output	G.W. g	Size(L*W*H) mm
EUKL0406.1	30VDC	12mA	250VAC (50/60 Hz) per channel max 6 A	362g	145*90*64mm(L*W*H) Standard 35 mm DIN rail

0–10 V Dimming Controller



Features

- Controls regulators or electronic ballasts via a 0–10 V interface output
- Features 6 channels of 10 A switching control
- Equipped with manual dimming control
- Supports both relative dimming and absolute dimming functions
- Provides status report feedback function
- Supports scene control function
- Features channel LED indication function
- Offers selectable relay switching state upon bus voltage recovery
- Includes timed cyclic function, enabling staircase lighting functionality and cyclic flashing function

Item No.	Rated Voltage	Operating Frequency	Bus Voltage	Bus Current	Output Voltage	G.W. g	Size(L*W*H) mm
EUKA6.1	200 ~ 240VAC	50/60Hz	21-30VDC	≤15mA	0/1–10 VDC (output type)max. 24 mA per channel output	449g	145*90*64mm(L*W*H) Standard 35 mm DIN rail

Multi-Function Bus Control Gateway



Features

- Features coupler functionality for coupling different KNX branch lines
- Allows KNX lines with the same group ID to communicate with each other, while KNX communication with different group IDs does not interfere with one another
- Capable of communicating with the host PC WINCONTROL intelligent lighting system integration control software
- 4 RS485 standard interfaces (customizable)
- 4 dry contact I/O signal input interfaces
- 4 infrared (IR) transmission channels
- 2 LAN network interfaces (with 8 built-in TCP/IP or UDP ports, configurable as server or client; the 2 LAN ports include switch functionality)
- All interfaces can be used for mixed communication with each other
- All protocol or interface data are uniformly defined by the upper-layer software through action libraries, event libraries, and timed action execution libraries, integrating functional modules such as clock,sequence, data processing, bus transmission/reception, and scene control to achieve central control functionality
- Features clock timing management: freely definable KNX branch line scene clock management, supports specific occasion time control, and allows scheduled switching of lights via a calendar; the system includes a built-in calendar, enabling flexible selection of year, month, day, weekday, and specific day settings, supporting up to 128 event time management entries
- Application scope: projectors, air conditioning systems, background music systems, landscape lighting systems, fire emergency lighting systems, I/O signal input systems, security and access control systems, infrared device systems, geothermal heating systems, lighting management control software, teaching platform software systems, central control systems, warehouse management systems, hospital medical management systems
- Open interface for integration with third-party software platform systems

Item No.	Bus Voltage	Bus Current	Auxiliary Voltage	Auxiliary Current	Functional Interfaces	G.W. g	Size(L*W*H) mm
KNX-EUTR	21-30VDC	≤10mA	24VDC	<75mA	4 RS485 ports (configurable as custom interfaces) 3 IR interfaces 2 LAN network ports (8 TCP/IP/UDP ports) 4 I/O input interfaces 1 KNX/EIB interface	TBD	146*90*64mm(L*W*H) Standard 35 mm DIN rail

TRIAC Dimming Controller



Features

- Features 4 independent dimming output channels
- Supports manual dimming control
- Provides both relative dimming and absolute dimming functions
- Includes status report feedback function
- Equipped with timed cyclic function, enabling staircase lighting control and cyclic flashing control
- Supports scene save and recall functions
- Features combined scene control function
- Compatible dimming lamp types: LED spotlights, downlights, halogen lamps, quartz lamps, and other phase -cut dimmable lamps; supports both leading-edge and trailing-edge dimming modes

Item No.	Main Output	Rated Voltage	Operating Frequency	Bus Voltage	Bus Current	Output (per channel)	G.W. g	Size(L*W*H) mm
EUKT405.1	4-channel dimming	200 ~ 240VAC	50/60Hz	21-30VDC	≤20mA	1.5A	412g	144*90*64mm(L*W*H) Standard 35 mm DIN rail

10 A Switching Actuator Module



Features

- Independently controls the lamps/loads of 4/8/12 circuits
- Equipped with a manual override dial; relays feature magnetic latching functionality
- Supports delayed on/off, timed off, and cyclic switching functions
- Status value query and response (feedback) function
- Selectable relay switching state upon bus power failure and after bus voltage recovery
- Supports combined scene control function to meet various scene requirements
- Features logical operation functionality, enabling two-level AND and OR operations

Item No.	Bus Voltage	Rated Current	Picture	Main Output	G.W. g	Size(L*W*H) mm
EUKR410.1	30VDC	15mA	1	250VAC(50/60 Hz)per channel, max 10 A (resistive load)	256g	72*90*64mm(L*W*H) Standard 35 mm DIN rail
EUKR810.1	30VDC	15mA	2	250VAC(50/60 Hz)per channel, max 10 A (resistive load)	576g	144*90*64mm(L*W*H) Standard 35 mm DIN rail
EUKR1210.1	30VDC	15mA	3	250VAC(50/60 Hz)per channel, max 10 A (resistive load)	823g	216*90*64mm(L*W*H) Standard 35 mm DIN rail

16 A Switching Actuator Module with Current Measurement



Features

- Independently controls the lamps/loads of 4/8/12 circuits
- Equipped with a manual override dial; relays feature magnetic latching functionality
- Supports delayed on/off, timed off, and cyclic switching functions
- Status value query and response (feedback) function
- Selectable relay switching state upon bus power failure and after bus voltage recovery
- Supports combined scene control function to meet various scene requirements
- Features logical operation functionality, enabling two-level AND and OR operations
- Features data aggregation functionality, enabling consolidated statistics of energy data from multiple circuits
- Includes policy-based control functionality, capable of triggering alarm signals based on preset current thresholds
- When used in combination with voltage detection data, the following functions can be realized:
- Automatically calculates and outputs the active power of each circuit through device configuration
- Automatically calculates and outputs the energy consumption of each circuit based on operating time through device configuration

Item No.	Bus Voltage	Rated Current	Picture	Current measurement accuracy	Main Output	G.W. g	Size(L*W*H) mm
EUKM416.1	30VDC	15mA	1	10mA	250VAC(50/60 Hz)per channel, max15A (resistive load)	257g	72*90*64mm(L*W*H) Standard 35 mm DIN rail
EUKM816.1	30VDC	15mA	2	10mA	250VAC(50/60 Hz)per channel, max15A (resistive load)	577g	144*90*64mm(L*W*H) Standard 35 mm DIN rail
EUKM1216.1	30VDC	15mA	3	10mA	250VAC(50/60 Hz)per channel, max15A (resistive load)	823g	216*90*64mm(L*W*H) Standard 35 mm DIN rail

16 A Switching Actuator Module



Features

- Independently controls the lamps/loads of 4/8/12 circuits
- Equipped with a manual override dial; relays feature magnetic latching functionality
- Supports delayed on/off, timed off, and cyclic switching functions
- Status value query and response (feedback) function
- Selectable relay switching state upon bus power failure and after bus voltage recovery
- Supports combined scene control function to meet various scene requirements
- Features logical operation functionality, enabling two-level AND and OR operations

Item No.	Bus Voltage	Rated Current	Picture	Main Output	G.W. g	Size(L*W*H) mm
EUKR416.1	21-30VDC	15mA	1	250VAC(50/60 Hz)per channel, max16A (resistive load)	257g	72*90*64mm(L*W*H) Standard 35 mm DIN rail
EUKR816.1	21-30VDC	15mA	2	250VAC(50/60 Hz)per channel, max16A (resistive load)	577g	144*90*64mm(L*W*H) Standard 35 mm DIN rail
EUKR1216.1	21-30VDC	15mA	3	250VAC(50/60 Hz)per channel, max16A (resistive load)	823g	216*90*64mm(L*W*H) Standard 35 mm DIN rail

4-inch Smart Display Panel



Features

- Supports the KNX communication protocol.
- Proximity sensing: The touch screen automatically lights up when a person approaches the device.
- Temperature and humidity detection: Built-in temperature and humidity sensors for real-time environmental monitoring.
- Sleep mode: The device can be configured to automatically enter sleep mode after a period of inactivity.
- Password protection settings: Supports touch screen password protection and settings page password protection.
- Lighting interface configuration: Supports configuration of up to 20 lighting devices, including switches, dimmers, RGB LED strips, and tunable white (color temperature) lights.
- Curtain/blind interface configuration: Supports configuration of up to 8 curtain motors, including open/close curtain motors and roller blind motors; control types include open, close, stop, percentage adjustment, and tilt angle setting (for slats).
- Air conditioner / FCU (Fan Coil Unit) interface configuration: Supports configuration of up to 6 air conditioner/FCU devices; control types include on/off (for air conditioners only), temperature adjustment, fan speed adjustment, mode switching, and swing/louver setting (for air conditioners only).
- Ventilation (fresh air) interface configuration: Supports configuration of up to 1 device; control types include on, off, fan speed adjustment, and mode switching.
- Underfloor heating interface configuration: Supports configuration of up to 8 underfloor heating modes: normal, day, night, away, and timer; control types include on, off, temperature adjustment, and mode switching.
- Scene interface configuration: Supports configuration of up to 20 scenes.

Item No.	Bus Voltage	Bus Current	Auxiliary Voltage	Auxiliary Current	G.W. g	Size(L*W*H) mm
EUK04.1	30VDC	20mA	24VDC	108mA	101g	86*86*11mm(L*W*H)

PIR Motion Sensor with Illuminance Sensor

Features

- Features 2-channel lighting control function. During dimming output, 4 brightness levels and delays can be set, with a gradual dimming effect. Supports fully automatic and semi-automatic modes. Supports telegram lock/unlock or delayed unlock; lock/unlock can be configured to send on/off telegrams.
- 2-channel constant illuminance control function, supporting 2 preset constant illuminance values and forced dimming operation.
- Features 5 logic block functions, each logic block can be configured with 10 target outputs. Supports dry contact and telegram lock/unlock or delayed unlock; lock/unlock can be configured to send on/off telegrams.
- Control types: switching control, absolute value dimming control, blind/curtain control, alarm control, percentage control, sequence control, scene control, string (14-byte) control, threshold control, and logic combination control.
- 6 logic input conditions: PIR motion sensor status, illuminance value, temperature value, dry contact status,and external telegrams.
- Features 2 logic relationships: AND, OR.
- 2 operating modes: single mode and master-slave mode.
- 2 dry contact input interfaces, configurable as dry contacts or LED indicators. The target output control type for dry contacts can be set to switching, dimming, or scene.
- External telegrams can change the validity of the logic.



Item No.	Bus Voltage	Bus Current	Operating Power	Sensing Range	Cutout Dimensions	Mounting Method	G.W. g	Size(L*W*H) mm
EUKR01.1	21-30VDC	5mA	≤ 360mW	Installation height: 3 m detection range: Φ 8 m	Φ50mm ≤d ≤60mm Ceiling-mounted installation	Ceiling-mounted	24g	84*42.6mm (ϕ*H)

Indoor Microwave Sensor

Features

- Illuminance sensing function
- Micro-motion/motion detection function
- Adjustable motion detection sensitivity
- Master-slave sensor networking function
- Triple-mode illuminance sensing with cyclic data output
- Triple-mode motion monitoring with cyclic data output
- Enable/disable indicator light function
- Threshold setting function
- Illuminance/motion sensing disable function



Item No.	Bus Voltage	AUX Voltage	Bus current	Total power	AUX Current	AUX Power	Emission Frequency	Emission Power
KNX-EUR05	21-30VDC, KNX Bus power supply	24VDC	<12mA	<360mW	<33mA	<792mW	24-24.25GHz	15dBm (max)

Sensing Distance	Illuminance	Detection Range	Installation Method	G.W. g	Size(L*W*H) mm
Φ53mm ≤d ≤55mm	0-65535LUX	Motion Detection Radius 1.5-2.5m, Micro-motion Detection Radius 1-2m	Flush Mounting	240g	ϕ67*40mm (ϕ*H)

4/8-Key Smart Control Panel



1



2

Features

· Switch Control - Lighting ON/OFF operation with long-press, short-press and toggle functions
· Dimming Control - Supports both relative dimming (percentage-based) and absolute dimming (0-100% level) outputs for compatible lighting devices
· Curtain/Shade Management - Controls opening/closing of curtains and raising/lowering of projection screens
· Data Transmission - Capable of sending 1bit/1byte values
· Scene Management - 8-bit scene control (256 scenes) with preset scene recall functionality
· Shift Register Output - Value transmission via serial shift register protocol
· RGB/RGBW Lighting Control - Color adjustment through long/short button interactions
· Multi-command Operation - Single action triggers simultaneous multiple value transmissions and function calls
· Delayed Output - Configurable immediate and/or time-delayed value transmission
· Logic Processing - Supports OR, AND, XOR, NOR and NAND logical operations
· Scene Matrix Routing - 8-channel scene group forwarding (8 configurable outputs per group maximum)
· LED Status Indication - Programmable display modes including constant ON/OFF, blinking with adjustable patterns
· Master/Slave Configuration - Operates as either controller (master) or responder (slave) device
· Smart LED Activation - Backlight wake-up by button press, radar detection or object trigger with adjustable fade-out delay timing

Item No.	Picture	Bus Voltage	Bus current	Number of Keys	Mounting method	G.W. g	Size(L*W*H) mm
KNX-EUK204	1	21-30VDC, KNX Bus power supply	≤12mA	4	Flush-mount box installation	200g	86*86*10.5mm(L*W*H)
KNX-EUK208	2	21-30VDC, KNX Bus power supply	≤12mA	8	Flush-mount box installation	200g	86*86*10.5mm(L*W*H)

4-Button Smart Thermostat Control Panel



Features

· Customizable display content for the thermostat control panel
· Switch and dimming functions
· Value sending function
· Scene recall and storage function
· Shift register, sending values in shift register mode
· RGB and RGBW control, controllable via long press or short press
· Multi-operation function for buttons
· Delayed value sending: send one value or no value when operated, and send another value after a delay
· Logic output function
· Scene module conversion function, supporting scene group forwarding for up to 8 channels, with each group supporting up to 8 configurable outputs
· LED indication function

Item No.	Bus Voltage	Bus current	Number of Keys	Mounting method	G.W. g	Size(L*W*H) mm
EUKY4	21-30VDC, KNX Bus power supply	12mA	4	Flush-mount box installation	160.5g	86*86*38mm(L*W*H)

4/8-Button Smart Keypad



1



2

Features

· Features mechanical buttons and status LEDs
· Key backlight modes: up/down combined button mode or independent button mode
· Adjustable button indicator color and brightness
· Adjustable label backlight brightness; label backlight animation can be configured via ETS
· Supports multiple control modes: switching mode, dimming mode, scene control, blind/curtain control, defined value output, sequence value output, RGB control, multi-operation mode, delay control, event andlogic control, etc.

Item No.	Picture	Bus Voltage	Operating Current	Number of Keys	Mounting Method	G.W. g	Size(L*W*H) mm
EUKT4R	1	21–30VDC powered via the KNX bus	12mA	4	Flush-mount box installation	165g	86*86*37.2mm(L*W*H)
EUKT8R	2	21–30VDC powered via the KNX bus	12mA	8	Flush-mount box installation	165g	86*86*37.2mm(L*W*H)

KNX 3-in-1 Thermostat Panel



Features

· Built-in temperature sensor and humidity sensor
· Supports external NTC temperature sensor; external temperature values can be obtained via the KNX bus
· Integrated 3-in-1 functionality for air conditioning (DX – direct expansion or water-based systems), underfloor heating, and ventilation (fresh air)
· RGB indicator light, configurable to display different colors representing different operating states
· Backlight brightness of the segment code LCD screen automatically adjusts according to device mode
· User-customizable key label engraving
· Panel control includes: function page switching, air conditioner on/off, air conditioner mode switching, air conditioner temperature setting, air conditioner fan speed setting, underfloor heating on/off, underfloor heating temperature setting, ventilation on/off, ventilation fan speed setting
· ETS configurable: RGB indicator color state configuration, brightness levels of the RGB indicator in each device mode, backlight brightness of the segment code LCD screen in different device modes, standby time, reusable key functions, etc.

Item No.	Bus Voltage	Operating Current	Number of Keys	Mounting Method	G.W. g	Size(L*W*H) mm
EUKP4	21–30VDC powered via the KNX bus	12mA	4	Flush-mount box installation	165g	86*86*37.2mm(L*W*H)

10-inch Smart Display Panel



Features

· Supports voice control with near-field wake-up functionality
· Built-in gateway functionality, supporting multi-gateway cross-drive control and hybrid networking; supports simultaneous use of multiple Source smart controllers with master-slave gateway functionality
· Features rotary knob control with rotational operation support
· Offers expandable functions such as video intercom and smart community integration
· Built-in proximity sensor and ambient light sensor, enabling automatic screen-off wake-up and automatic screen brightness adjustment
· Equipped with a physical button for one-touch microphone mute/enable
· Equipped with a physical button for one-touch display screen off
· This device must be used in conjunction with a mounting base

Product Model	Bus Voltage	Total Power Consumption	Auxiliary Voltage	Relay Output	Gross Weight	Device Dimensions
EUK10.1	21–30VDC powered via the KNX bus	⩽15W	18-28VDC	KNX base: 2 channels, 3 A/channel Resistive load: 660 W/channel Capacitive load: 200 W/channel	1000g	301.3*155.2*9.8mm(L*W*H)

Smart Home Control Panel



Features

· TDDI high-sensitivity touch solution, full lamination process
· Oil-resistant and anti-fingerprint coating
· Built-in AI noise reduction, physical privacy switch for camera
· Built-in AI assistant with natural language processing for intelligent conversation and voice control
· SOS physical button to meet diverse application scenarios
· Freely adjustable folding angle, based on Android 11 OS with deep customization support

Application scenarios

· Smart Home Control Hub
· Smart Hotel Room Terminal
· Indoor Station for Smart Communities
· Smart Office Termina

Model	Chip	Memory	Capacity	Size(L*W*H) mm
Model	ARM Quad-core Cortex-A55 up to 1.8GHz Mali-G52 GPU , ARM G52 2EE Supports OpenGL ES 1.1/2.0/3.2, OpenCL 2.0, Vulkan 1.1 Built-in 0.8T neural network engine	LPDDR4 4GB (Optional 2GB , 8GB)	eMMC 5.0 32GB (Optional 16GB , 64GB , 128GB)	291.24 x 152.97 x 15.00 + 4.00 + 14.00 mm (W x H x D)

5.5-inch Smart Control Panel



Features

· 5.5-inch True Color MIPI screen, resolution 720*1280, supports capacitive touch
· Vibration and buzzer feedback for touch or keypress operations, with customizable buzzer intensity
· Basic functions: switching, dimming (dual-color), curtain control, scene selection, value sending, etc.
· All-in-one HVAC control functions including split AC, underfloor heating, and ventilation
· RGB and RGBW dimming functions, ambient air quality data monitoring
· Energy consumption monitoring and display: power, current, voltage, etc.
· Timer function, 8 logic group functions
· 8 event group functions (each with 8 configurable output channels)
· Proximity sensing screen wake-up, with configurable parameters to link with other KNX bus devices
· Temperature and humidity sensor parameter display and device linkage control, data display and abnormality alarm
· Voice function, configurable to link with other KNX devices or local actuator channels
· Home navigation function for quick UI interaction, time and date display and configuration
· Security code, screen saver, and lock screen functions; screen saver and display-off settings independent, with selectable screen saver parameters
· Theme background selection and configuration, customizable via SD card

Item No.	Bus Voltage	Bus current consumption	Bus power consumption	Auxiliary Voltage	Auxiliary Power Consumption	G.W. g	Size(L*W*H) mm
Model	21-30 VDC , KNX Bus Power Supply	≤6mA (30VDC)	≤180mW	21–30VDC	<3.6W	220g	80*150*38mm（L*W*H）

Video Intercom Door Station



Features

· Stylish and modern design, easy to install
· 8-inch IPS high-definition touch display, with LCD content clearly visible even under direct outdoor sunlight
· 2-megapixel starlight camera with HDR technology, delivering high-quality images even in the dark
· Independent QR code reader, enabling simultaneous face and QR code recognition on the same screen
· Supports face recognition with over 99% accuracy and recognition speed of less than 200ms
· Visitors can engage in two-way intercom and unlock the door with the resident's indoor unit, mobile app, or central management station via the door station

Item No.	Power Connector	Internal Storage	Touch Screen	Main Camera	Bluetooth Wi-Fi	Panel Material	Size(L*W*H) mm
Model	12-24VDC	RAM 2GB/ROM 16GB	8-inch capacitive touch screen	2MP Starlight Camera	Support	Aluminum	294.5*140*30.5mm（L*W*H）
KNX-P10L	12-24VDC-2A	RAM 2GB/ROM 16GB	10-inch capacitive touch screen	2MP Starlight Camera	Support	Aluminum	360*180*30.5mm（L*W*H）

Universal LED Drivers

(Mainly for North America)



In order to develop the American market, Euchips is focusing on the development of PUP series, PE constant current driver series , BMP constant voltage driver series .Covering DALI, 0/1-10, SCR three dimming modes, and PE series is non-dimmable drivers.
All series pass UL certification test, DALI and 0/1-10V products dimming range is 0.1-100%, the whole dimming rage is flicker free.PUP series products are compact in size and suitable for installing in small Spaces.

0-10V Dimming Drivers

ARC Series Model name explanation

ARC XX AAA × c a BBBB CCC XYZ d N (0)

(0):Dimming to off

N:Number of CCT Selectable

L=Large Case
LS=Large Standard Case
S=Standard Case
M=Mini Case
P=6-inch Case
R=Narrow Case
MB=Match Box
SLW=Standard Long Case(Wire)
SLC=Standard long Case(Connector)
SSC=Standard Short Case(Connector)

XYZ: Expansion Function Extended Function
D1: 0-10V Dimming
D1S: 0-10V Dimming+12V
D1+Dn*: 0-10V Dimming+Power Selectable
D1S+Dn*: 0-10V Dimming+12Vaux+Power Selectable
D1+Dn*(EX): 0-10V Dimming+External 3-stage Power Selectable
***n:** Number of Power Selectable

CCC: Input Voltage
UNV=120V-277V
MUV=120V-347V
HUV=347V-480V

BBBB: Output Current or Output Voltage

Constant Current or Constant Voltage
|=Constant Current
U=Constant Voltage

AAA: Output Power
C:Channel

XX:
DI=Isolation
DN=Non-isolation

ARC 5-23 W MB Series

Features

- Supply Voltage 108-305Vac
- Great Surge Immunity 2k
- 50000Hour Life @ Tc=90°C
- 5Year Warranty@Tc<=90°C
- ±6% Output Current Accuracy
- 0-10V/DIP/PWM Dimmable
- UL Class P, Class 2
- Safety according to UL8750 & UL 1310
- Ta(max):55°C



Application:

- Indoor lights

Certificate

LISTED
LED DRIVER
E510342

Model No.	Input Voltage (VAC)	Input Current (A)	PF	Output Voltage (VDC)	MAX Output power (W)	MAX Iout(mA)	Eff(Max)	Life at Tc 90°C(h)
ARC-DI-23I700-UNV-D1-MB	120-277	0.26(Max)	0.90	24-32	23	700	84%	50000
ARC-XX-AAIBBBB-CCC-XYZ-MB	(CCC)	0.05-0.26	0.90	24-48	5-23 (AA)	150-700(BBBB)	84%	50000

Application and Performance Specification Information Subject to Change without Notification

Optional List:

XYZ=	Dimming		Output Current	Dim-Off	CCC=UNV	XX=DI	(EX)
	0-10V	Non-Dimming					
NC		✓	FIX		UNV:120-277V	DI: Isolation	✓/× External Power Selectable
D1	✓			✓/×			

✓ / × Optional Features

Physical Parameters
Overall Length(L): 3.4 "±0.1"
Width(W): 1.6 "±0.1"
Height(H): 0.9 "±0.1"
Mounting(L): 3.1 "±0.1"

Standards	Safety
UL8750	NO PCB'S
IEC61000-3-2	UL 1310
FCC Part 15 Class A	Sound Rated: A

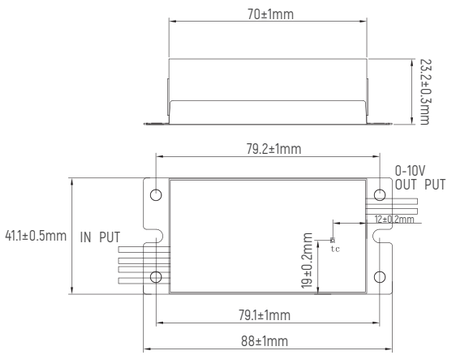

ARC DI 15-50 W R Series

Features

- Supply Voltage 108-382Vac
- Great Surge Immunity 2k
- 50000Hour Life @ Tc=90°C
- 5Year Warranty@Tc<=90°C
- ±6% Output Current Accuracy
- 0-10V/DIP/PWM Dimmable
- UL Class P, Class 2
- Safety according to UL8750 & UL 1310
- Ta(max):55°C



Application:

- Indoor lights

Certificate

LISTED
LED DRIVER
E510342

Model No.	Input Voltage (VAC)	Input Current (A)	PF	Output Voltage (VDC)	MAX Output power (W)	MAX Iout(mA)	Eff(Max)	Life at Tc 90°C(h)
ARC-DI-50I1250-UNV-D1-R	120-277	0.60(Max)	0.90	24-40	50	1250	86%	50000
ARC-DI-50I1250-UNV-D1+D3-R	120-277	0.60(Max)	0.90	24-40	50	1250	86%	50000
ARC-DI-50I1250-UNV-D1+D3(EX)-R	120-277	0.60(Max)	0.90	24-40	50	1250	86%	50000
ARC-DI-50I1250-UNV-D1S-R	120-277	0.60(Max)	0.90	24-40	50	1250	86%	50000
ARC-DI-50I1250-UNV-D1S+D3-R	120-277	0.60(Max)	0.90	24-40	50	1250	86%	50000
ARC-DI-50I1250-UNV-D1S+D3(EX)-R	120-277	0.60(Max)	0.90	24-40	50	1250	86%	50000
ARC-XX-AAIBBBB-CC-XYZ-R	120-277-347 (CCC)	0.18-0.60	0.90	24-50	15-50 (AA)	300-1250BBBB	86%	50000

Application and Performance Specification Information Subject to Change without Notification

Optional List:

XYZ=	Dimming		Output Current		12V AUX	Dim-Off	CCC=UNV/MUV	XX=DI/DN	(EX)
	0-10V	Non-Dimming	DIP	FIX					
NC		✓		✓			UNV:120-277V / MUV:120-347V	DI: Isolation / DN:Non-isolation	✓/× External Power Selectable
D1	✓			✓		✓/×			
D1S	✓			✓	✓	✓			
D1+D3	✓		✓			✓/×			
D1S+D3	✓		✓		✓	✓			

✓ / × Optional Features

Physical Parameters
Overall Length(L): 6 "±0.1"
Width(W): 1.3 "±0.1"
Height(H): 1.1 "±0.1"
Mounting(L): 5.7 "±0.1"

Standards	Safety
UL8750	NO PCB'S
IEC61000-3-2	UL 1310
FCC Part 15 Class A	Sound Rated: A

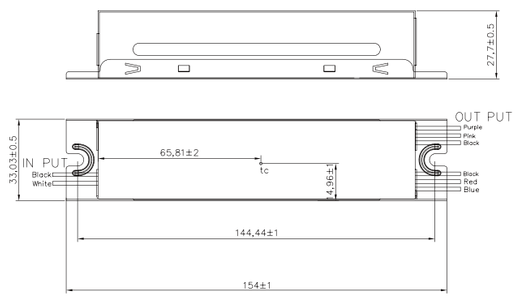

ARC DI 22-60 W P Series

Features

· Supply Voltage 108-382Vac
· Great Surge Immunity 2k
· 50000Hour Life @ Tc=90℃
· 5Year Warranty@Tc<=90℃
· ±6% Output Current Accuracy
· 0-10V/DIP/PWM Dimmable
· UL Class P, Class 2
· Safety according to UL8750 & UL 1310
· Ta(max):55℃
· CCT Selectable



Application:

· Indoor lights

Certificate

c UL us LISTED LED DRIVER E510342

Model No.	Input Voltage (VAC)	Input Current (A)	PF	Output Voltage (VDC)	MAX Output power (W)	MAX Iout(mA)	Eff(Max)	Life at Tc 90°C(h)
ARC-DI-60I1450-UNV-D1-P	120-277	0.76(Max)	0.90	24-41	60	1450	86%	50000
ARC DI-60I1450-UNV-D1+D3(EX)-P	120-277	0.76(Max)	0.90	24-41	60	1450	86%	50000
ARC-DI-60I1450-UNV-D1+D3-P	120-277	0.76(Max)	0.90	24-41	60	1450	86%	50000
ARC-DI-60I1450-UNV-D1+D3-P3	120-277	0.76(Max)	0.90	24-41	60	1450	86%	50000
ARC-DI-60I1450-UNV-D1S-P	120-277	0.76(Max)	0.90	24-41	60	1450	86%	50000
ARC-DI-60I1450-UNV-D1S+D3(EX)-P	120-277	0.76(Max)	0.90	24-41	60	1450	86%	50000
ARC-DI-60I1450-UNV-D1S+D3-P	120-277	0.76(Max)	0.90	24-41	60	1450	86%	50000
ARC-DI-60I1450-UNV-D1S+D3-P3	120-277	0.76(Max)	0.90	24-41	60	1450	86%	50000
ARC-XX-AAIBBBB-CCC-XYZ-P	120-277-347 (CCC)	0.24-0.76	0.90	24-50	22-60 (AA)	420-1450BBBB	86%	50000

Application and Performance Specification Information Subject to Change without Notification

Optional List:

XYZ=	Dimming		Output Current		12V AUX	Dim-Off	CCC=UNV/MUV	XX=DI	N	(EX)
	0-10V	Non-Dimming	DIP	FIX						
NC		✓		✓			UNV:120-277V / MUV:120-347V	DI: Isolation	CCT 3 / CCT5	✓/× External Power Selectable
D1	✓			✓		✓/×				
D1S	✓			✓	✓	✓				
D1+D3	✓		✓			✓/×				
D1S+D3	✓		✓		✓	✓				

✓/× Optional Features

Physical Parameters
Overall Length(L): 6.1 "±0.1"
Width(W): 1.8 "±0.1"
Height(H): 1.1 "±0.1"
Mounting(L): 5.7 "±0.1"

Standards	Safety
UL8750	NO PCB'S
IEC61000-3-2	UL 1310
FCC Part 15 Class A	Sound Rated: A

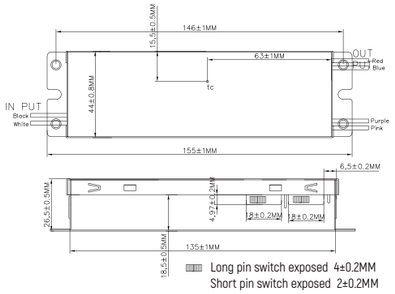

ARC DI 60-80 W M Series

Features

· Supply Voltage 108-382Vac
· Great Surge Immunity 2k
· 50000Hour Life @ Tc=90°C
· 5Year Warranty@Tc<=90°C
· ±6% Output Current Accuracy
· 0-10V/DIP/PWM Dimmable
· UL Class P, Class 2
· Safety according to UL8750 & UL 1310
· Ta(max):55°C



Application:

· Indoor lights

Certificate

c UL us LISTED LED DRIVER E510342

Model No.	Input Voltage (VAC)	Input Current (A)	PF	Output Voltage (VDC)	MAX Output power (W)	MAX Iout(mA)	Eff(Max)	Life at Tc 90°C(h)
ARC-DI-80I2000-UNV-D1-M	120-277	0.90(Max)	0.90	24-40	80	2000	86%	50000
ARC-DI-80I2000-UNV-D1+D3(EX)-M	120-277	0.90(Max)	0.90	24-40	80	2000	86%	50000
ARC-DI-80I2000-UNV-D1+D3-M	120-277	0.90(Max)	0.90	24-40	80	2000	86%	50000
ARC-DI-80I2000-UNV-D1S-M	120-277	0.90(Max)	0.90	24-40	80	2000	86%	50000
ARC-DI-80I2000-UNV-D1S+D3(EX)-M	120-277	0.90(Max)	0.90	24-40	80	2000	86%	50000
ARC-DI-80I2000-UNV-D1S+D3-M	120-277	0.90(Max)	0.90	24-40	80	2000	86%	50000
ARC-XX-AAIBBBB-CCC-XYZ-M	120-277-347 (CCC)	0.22-0.90	0.90	24-50	60-80 (AA)	1200-2000 BBBB	86%	50000

Application and Performance Specification Information Subject to Change without Notification

Optional List:

XYZ=	Dimming		Output Current		12V AUX	Dim-Off	CCC=UNV/MUV	XX=DI	(EX)
	0-10V	Non-Dimming	DIP	FIX					
NC		✓		✓			UNV:120-277V / MUV:120-347V	DI: Isolation	✓/× External Power Selectable
D1	✓			✓		✓/×			
D1S	✓			✓	✓	✓			
D1+D3	✓		✓			✓/×			
D1S+D3	✓		✓		✓	✓			

✓/× Optional Features

Physical Parameters
Overall Length(L): 9.5 "±0.1"
Width(W): 1.3 "±0.1"
Height(H): 1.1 "±0.1"
Mounting(L): 8.9 "±0.1"

Standards	Safety
UL8750	NO PCB'S
IEC61000-3-2	UL 1310
FCC Part 15 Class A	Sound Rated: A

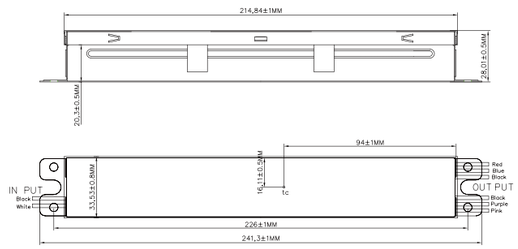

ARC DI 60-96 W S Series

Features

- Supply Voltage 108-382Vac
- Great Surge Immunity 2k
- 50000Hour Life @ Tc=90°C
- 5Year Warranty@Tc<=90°C
- ±6% Output Current Accuracy
- 0-10V/DIP/PWM Dimmable
- UL Class P, Class 2
- Safety according to UL8750 & UL 1310
- Ta(max):55°C
- CCT Selectable



Application:

- Indoor lights

Certificate

c UL us
LISTED
LED DRIVER
E510342

Model No.	Input Voltage (VAC)	Input Current (A)	PF	Output Voltage (VDC)	MAX Output power (W)	MAX Iout(mA)	Eff(Max)	Life at Tc 90°C(h)
ARC-DI-96I2450-UNV-D1-S	120-277	1.10(Max)	0.90	24-39	96	2450	88%	50000
ARC-DI-96I2450-UNV-D1+D3(EX)-S	120-277	1.10(Max)	0.90	24-39	96	2450	88%	50000
ARC-DI-96I2450-UNV-D1+D3-S	120-277	1.10(Max)	0.90	24-39	96	2450	88%	50000
ARC-DI-96I2450-UNV-D1S-S	120-277	1.10(Max)	0.90	24-39	96	2450	88%	50000
ARC-DI-96I2450-UNV-D1S+D3(EX)-S	120-277	1.10(Max)	0.90	24-39	96	2450	88%	50000
ARC-DI-96I2450-UNV-D1S+D3-S	120-277	1.10(Max)	0.90	24-39	96	2450	88%	50000
ARC-XX-AAIBBBB-CCC-xYZ s	120-277-347 (CCC)	0.22-1.10	0.90	24-50	60-96 (AA)	1200-2450 BBBB	88%	50000

Application and Performance Specification Information Subject to Change without Notification

Optional List:

XYZ=	Dimming		Output Current		12V AUX	Dim-Off	CCC=UNV/MUV	XX=DI	N	(EX)
	0-10V	Non-Dimming	DIP	FIX						
NC		✓		✓			UNV:120-277V / MUV:120-347V	DI: Isolation	CCT 3 / CCT 5	✓/× External Power Selectable
D1	✓			✓		✓/×				
D1S	✓			✓	✓	✓				
D1+D3	✓		✓			✓/×				
D1S+D3	✓		✓		✓	✓				

✓ / × Optional Features

Physical Parameters
Overall Length(L): 9.5 "±0.1"
Width(W): 1.7 "±0.1"
Height(H): 1.2 "±0.1"
Mounting(L): 9.0 "±0.1"

Standards	Safety
UL8750	NO PCB'S
IEC61000-3-2	UL 1310
FCC Part 15 Class A	Sound Rated: A

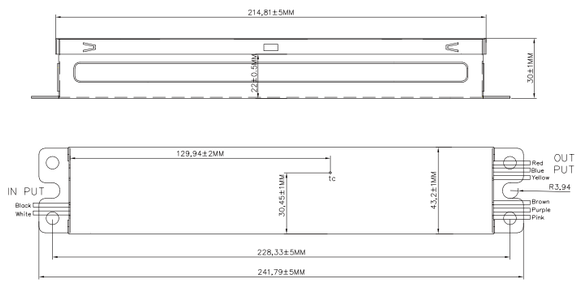

ARC DI 60-96 Wx2 L Series

Features

- Supply Voltage 108-382Vac
- Great Surge Immunity 2k
- 50000Hour Life @ Tc=90°C
- 5Year Warranty@Tc<=90°C
- ±6% Output Current Accuracy
- 0-10V/DIP/PWM Dimmable
- UL Class P, Class 2
- Safety according to UL8750 & UL 1310
- Ta(max):55°C



Application:

- Indoor lights

Certificate

c UL us
LISTED
LED DRIVER
E510342

Model No.	Input Voltage (VAC)	Input Current (A)	PF	Output Voltage (VDC)	MAX Output power (W)	MAX Iout(mA)	Eff(Max)	Life at Tc 90°C(h)
ARC-DI-96X2-I3000-UNV-D1-L	120-277	2.20(Max)	0.90	24-32	96x2	2450	88%	50000
ARC-XX-AAx2-BBBB-CCC-XYZ-L	120-277-347 (CCC)	0.44-2.20	0.90	24-50	(27-96)×2 (AA)×2	(1200-2450)x2 (AA)×2	88%	50000

Application and Performance Specification Information Subject to Change without Notification

Optional List:

XYZ=	Dimming		Output Current	Dim-Off	CCC=UNV/MUV	XX=DI
	0-10V	Non-Dimming				
NC		✓	FIX		UNV:120-277V / MUV:120-347V	DI: Isolation
D1	✓			✓/×		

✓ / × Optional Features

Physical Parameters
Overall Length(L): 16.8 "±0.1"
Width(W): 1.7 "±0.1"
Height(H): 1.2 "±0.1"
Mounting(L): 16.2 "±0.1"

Standards	Safety
UL8750	NO PCB'S
IEC61000-3-2	UL 1310
FCC Part 15 Class A	Sound Rated: A

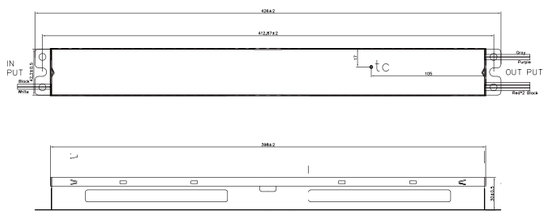

ARC DI 36-60W SLW Series



Features

- Supply Voltage 108-382Vac
- Great Surge Immunity 2k
- 50000Hour Life @ Tc=90°C
- 5Year Warranty@Tc<=90°C
- ±6% Output Current Accuracy
- 0-10V/DIP/PWM Dimmable
- UL Class P, Class 2
- Safety according to UL8750 & UL 1310
- Ta(max):55°C
- CCT Selectable

Application:
- Indoor lights

Certificate

c UL us
LISTED
LED DRIVER
E510342

Model No.	Input Voltage (VAC)	Input Current (A)	PF	Output Voltage (VDC)	MAX Output power (W)	MAX Iout(mA)	Eff.(Max)	Life at Tc 90°C(h)
ARC-DI-60I1250-UNV-D1-SLW	120-277	0.78(Max)	0.90	24-48	60	1250	85%	50000
ARC-DI-60I1250-UNV-D1+D3(EX)-SLW	120-277	0.78(Max)	0.90	24-48	60	1250	85%	50000
ARC-DI-60I1250-UNV-D1+D3-SLW	120-277	0.78(Max)	0.90	24-48	60	1250	85%	50000
ARC-DI-60I1250-UNV-D1S-SLW	120-277	0.78(Max)	0.90	24-48	60	1250	85%	50000
ARC-DI-60I1250-UNV-D1S+D3(EX)-SLW	120-277	0.78(Max)	0.90	24-48	60	1250	85%	50000
ARC-DI-60I1250-UNV-D1S+D3-SLW	120-277	0.78(Max)	0.90	24-48	60	1250	85%	50000
ARC-XX-AAIBBBB-CCC-xYZ SLW	120-277-347 (CCC)	0.11-0.62	0.90	24-48	36-60 (AA)	850-1250 BBBB	85%	50000

Application and Performance Specification Information Subject to Change without Notification

Optional List:

XYZ=	Dimming		Output Current		12V AUX	Dim-Off	CCC=UNV/MUV	XX=DI/DN	N	(EX)
	0-10V	Non-Dimming	DIP	FIX						
NC		✓		✓			UNV:120-277V / MUV:120-347V	DI: Isolation / DN:Non-isolation	CCT 3	✓/× External Power Selectable
D1	✓			✓		✓/×				
D1S	✓			✓	✓	✓				
D1+D3	✓		✓			✓/×				
D1S+D3	✓		✓		✓	✓				

✓ / × Optional Features

Physical Parameters
Overall Length(L): 11.06 "±0.1"
Width(W): 1.18 "±0.1"
Height(H): 0.83 "±0.1"
Mounting(L): 10.63 "±0.1"

Standards	Safety
UL8750	NO PCB'S
IEC61000-3-2	UL 1310
FCC Part 15 Class A	Sound Rated: A

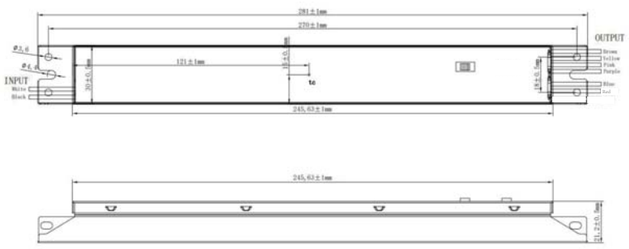

ARC DI 36-60 W SLC Series



Features

- Supply Voltage 108-382Vac
- Great Surge Immunity 2k
- 50000Hour Life @ Tc=90°C
- 5Year Warranty@Tc<=90°C
- ±6% Output Current Accuracy
- 0-10V/DIP/PWM Dimmable
- UL Class P, Class 2
- Safety according to UL8750 & UL 1310
- Ta(max):55°C
- CCT Selectable

Application:
- Indoor lights

Certificate

c UL us
LISTED
LED DRIVER
E510342

Model No.	Input Voltage (VAC)	Input Current (A)	PF	Output Voltage (VDC)	MAX Output power (W)	MAX Iout(mA)	Eff(Max)	Life at Tc 90°C(h)
ARC-DI-60I1250-UNV-D1-SLC	120-277	0.78(Max)	0.90	24-48	60	1250	85%	50000
ARC-DI-60I1250-UNV-D1+D3(EX)-SLC	120-277	0.78(Max)	0.90	24-48	60	1250	85%	50000
ARC-DI-60I1250-UNV-D1+D3-SLC	120-277	0.78(Max)	0.90	24-48	60	1250	85%	50000
ARC-DI-60I1250-UNV-D1S-SLC	120-277	0.78(Max)	0.90	24-48	60	1250	85%	50000
ARC-DI-60I1250-UNV-D1S+D3(EX)-SLC	120-277	0.78(Max)	0.90	24-48	60	1250	85%	50000
ARC-DI-60I1250-UNV-D1S+D3-SLC	120-277	0.78(Max)	0.90	24-48	60	1250	85%	50000
ARC-XX-AAIBBBB-CCC-xYZ SLC	120-277-347 (CCC)	0.11-0.62	0.90	24-48	36-60 (AA)	850-1250 BBBB	85%	50000

Application and Performance Specification Information Subject to Change without Notification

Optional List:

XYZ=	Dimming		Output Current		12V AUX	Dim-Off	CCC=UNV/MUV	XX=DI/DN	N	(EX)
	0-10V	Non-Dimming	DIP	FIX						
NC		✓		✓			UNV:120-277V / MUV:120-347V	DI: Isolation / DN:Non-isolation	CCT 3	✓/× External Power Selectable
D1	✓			✓		✓/×				
D1S	✓			✓	✓	✓				
D1+D3	✓		✓			✓/×				
D1S+D3	✓		✓		✓	✓				

✓ / × Optional Features

Physical Parameters
Overall Length(L): 11.06 "±0.1"
Width(W): 1.18 "±0.1"
Height(H): 0.83 "±0.1"
Mounting(L): 10.63 "±0.1"

Standards	Safety
UL8750	NO PCB'S
IEC61000-3-2	UL 1310
FCC Part 15 Class A	Sound Rated: A

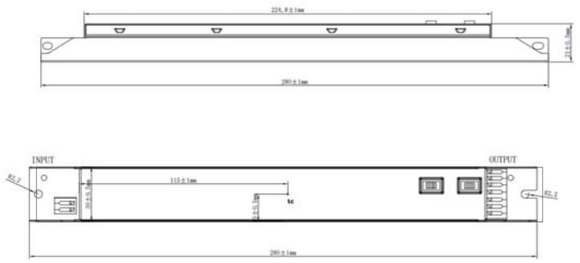

ARC DI 5-20 W SSC Series

Features

- Supply Voltage 108-382Vac
- Great Surge Immunity 2k
- 50000Hour Life @ Tc=90°C
- 5Year Warranty@Tc<=90°C
- ±6% Output Current Accuracy
- 0-10V/DIP/PWM Dimmable
- UL Class P, Class 2
- Safety according to UL8750 & UL 1310
- Ta(max):55°C
- CCT Selectable



Application:
- Indoor lights

Certificate

LISTED
LED DRIVER
E510342

Model No.	Input Voltage (VAC)	Input Current (A)	PF	Output Voltage (VDC)	MAX Output power (W)	MAX Iout(mA)	Eff(Max)	Life at Tc 90°C(h)
ARC-DI-20I700-UNV-D1-SSC	120-277	0.21(Max)	0.90	24-28	20	700	82%	50000
ARC-DI-20I700-UNV-D1+D3-SSC	120-277	0.21(Max)	0.90	24-28	20	700	82%	50000
ARC-XX-AAIBBBB-CCC-XYZ-SSC	120-277-347 (CCC)	0.05-0.21	0.90	24-50	5-20 (AA)	100-700BBBB	82%	50000

Application and Performance Specification Information Subject to Change without Notification

Optional List:

XYZ=	Dimming		Output Current		12V AUX	Dim-Off	CCC=UNV/MUV	XX=DI/DN	N
	0-10V	Non-Dimming	DIP	FIX					
NC		✓		✓			UNV:120-277V / MUV:120-347V	DI: Isolation / DN:Non-isolation	CCT 3
D1	✓			✓		✓/×			
D1S	✓			✓	✓	✓			
D1+D3	✓		✓			✓/×			
D1S+D3	✓		✓		✓	✓			

✓ / × Optional Features

Physical Parameters
Overall Length(L): 6.5 "±0.1"
Width(W): 1.18 "±0.1"
Height(H): 0.83 "±0.1"
Mounting(L): 6.18 "±0.1"

Standards	Safety
UL8750	NO PCB'S
IEC61000-3-2	UL 1310
FCC Part 15 Class A	Sound Rated: A



ARC DI 59-96W×2 LS Series

Features

- Supply Voltage 108-382Vac
- Metal sheet case
- One isolated 0-10V dimming interface
- Flicker free, excellent camera compatibility
- Dual Output, Class2, Class P
- Operating temperature: -20 ℃~+50 ℃
- Safety according to UL8750 & UL 1310
- Output current Programmable
- Output current(1mA step)
- Dim to off
- Aux power, 12V/200mA
- ANSI C62.41 Category B 6kV

Programmable



Model No.	Input Voltage (VAC)	Input Current (A)	PF	Output Voltage (VDC)	MAX Output power (W)	MAX Iout(mA)	Eff(Max)	Life at Tc 90°C(h)
ARC-DI-96X2-I1920-UNV-D1S-LS	120-277	2.0(Max)	0.90	35-50	96×2	1920	85%	50000
ARC-DI-96X2-I1920-MUV-D1S-LS	120-347	2.0(Max)	0.90	35-50	96×2	1920	85%	50000
ARC-XX-AAIBBBB-CCC-xYZ LS	120-277-347 (CCC)	0.65-2.0	0.90	35-50VDC	59-96 (AA)×2	840-1920mA*2	85%	50000

Application and Performance Specification Information Subject to Change without Notification

Optional List:

XYZ=	Dimming		Output Current	12V AUX	Dim-Off	CCC=UNV/MUV	XX=DI
	0-10V	Non-Dimming					
NC		✓	Programmable			UNV:120-277V / MUV:120-347V	DI: Isolation
D1	✓				✓/×		
D1S	✓			✓	✓		

✓ / × Optional Features

Physical Parameters
Overall Length(L): 11.7 "±0.1"
Width(W): 2.1 "±0.1"
Height(H): 1.6 "±0.1"
Mounting(L): 11.13 "±0.1"

Standards	Safety
UL8750	NO PCB'S
IEC61000-3-2	UL 1310
FCC Part 15 Class A	Sound Rated: A

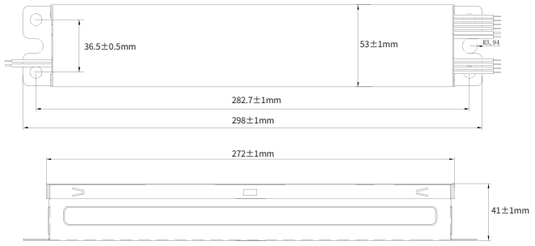

0-10V Constant Current LED Drivers - PUP Series

Features

- Single channel output, switchable output current level
- Supporting 0-10V dimming way, active/passive
- Having active PFC function built-in
- Can be used as normal drivers when signal suspending

Advantages

- 3-in-1 dimming
- With MCU built-in, customized Logarithm or Liner dimming curve
- Secondary-level structure, less than 3% low-frequency ripple output
- With security isolation function, having higher security level
- LED start from 0.1%, dimming range from 0.1-100%
- 10%-100% on-load range


1


2


3

Model No.	Product No.	Product pictures	Input Voltage VAC	Output Current (mA) *Channel	Output Voltage (VDC)	Output power (W)	Dim Mode V	Color temperature	G.W. g	Size(L*W*H) mm	Cert
PUP10A-1WMC-350	103100590101	1	120-277	120/150/180/210/260/270/320/350mA*1	9-42	10	0-10V	/	120	75*35*26.5	
PUP10A-1WMC-700	103100600101	1	120-277	350/400/450/500/550/600/650/700mA*1	2-21	10	0-10V	/	120	75*35*26.5	
PUP20A-2WMC	103110180101	2	120-277	350/400/450/500/550/600/650/700mA 2	9-45	20	0-10V	2700K-6500K	146	88*43*26.5	
PUP20A-1WMC	103100580101	2	120-277	350/400/450/500/550/600/650/700mA*1	9-45	20	0-10V	/	200	88*43*26.5	
PUP20A-1WMC-430	103110390101	2	120-277	250/280/300/330/350/380/400/430/mA*1	9-45	20	0-10V	/	200	88*43*26.5	
PUP40A-2WMC-850	103110380101	3	120-277	500/550/600/650/700/750/800/850mA 2	9-48	40	0-10V	2700K-6500K	146	121*44*26.5	-
PUP40A-2WMC-1200	103110370101	3	120-277	850/900/950/1000/1050/1100/1150/1200mA 2	9-48	40	0-10V	2700K-6500K	146	121*44*26.5	-
PUP40A-1WMC-850	103100610101	3	120-277	500/550/600/650/700/750/800/850mA*1	9-48	40	0-10V	/	260	121*44*26.5	
PUP40A-1WMC-1200	103100620101	3	120-277	850/900/950/1000/1050/1100/1150/1200mA*1	9-42	40	0-10V	/	260	121*44*26.5	

Optional Metal Box Fitting

Model: EUA-JB-H30B,
Product No.: R.800000010001
Size(L*W*H): 9.06×1.89×1.18
10W/20W/40W





Model: EUA-JB-L150
Product No.: R.800000040001
Size(L*W*H): 5.91×1.93×1.26
10W



Model: EUA-JB-L170
Product No.: R.800000050001
Size(L*W*H): 6.69×1.93×1.26
10W/20W



0-10V Constant Current Dimmable Drivers - ANS Series





Features

- Input voltage range: 108-380Vac
- Supports isolated dimming (0-10V active signal, PWM signal, resistor)
- Adjustable Output Current (AOC) with Potentiometer
- High Efficiency up to 96.0%
- Auxiliary Power: 12VDC, 200mA
- Support for external DIP switches to adjust power
- Support for external light control switch
- Protection: IUVP, SCP, OVP, OTP
- Input surge protection: Differential mode: 6kV, Common mode: 6kV(ANSI/C82 .77-5-2017)
- 5-year warranty
- Safety according to UL8750

Means Additional Function

Class P IP54 RoHS

Models	0-10V/PWM/Res Dimming	Auxiliary 12V/200mA	DIP switch	Light control switch
ANSxxx-1W				
ANSxxxA-1W	√			
ANSxxxA-1WMC	√		√	
ANSxxxA-1WMC-OP	√		√	√
ANSxxxAS-1W	√	√		
ANSxxxAS-1WMC	√	√	√	
ANSxxxAS-1W-OP	√	√		√
ANSxxxAS-1WMC-OP	√	√	√	√
ANSxxxAS-1B	√	√		
ANSxxxAS-1BMC	√	√	√	
ANSxxxAS-1B-OP	√	√		√
ANSxxxAS-1BMC-OP	√	√	√	√

Item No.	Input Voltage (VAC)	Output Current Channel (mA)	Output Voltage (VDC)	Output Power (W)	Dim Mode	G.W. g	Size(L*W*H) mm	Cert
ANS80AS-1BMC-OP	120-347	200-400mA*1	180-260V	80	0-10V	TBD	138*52.5*33.5	
ANS80AS-1WMC-OP	120-277	200-400mA*1	180-260V	80	0-10V	TBD	138**52.5*33.5	
ANS100AS-1BMC-OP	120-347	300-500mA*1	180-260V	100	0-10V	TBD	138**52.5*33.5	
ANS100AS-1WMC-OP	120-277	300-500mA*1	180-260V	100	0-10V	TBD	138**52.5*33.5	
ANS150AS-1BMC-OP	120-347	500-750mA*1	180-260V	150	0-10V	TBD	160*52.5*33.5	
ANS150AS-1WMC-OP	120-277	500-750mA*1	180-260V	150	0-10V	TBD	160*52.5*33.5	
ANS200AS-1BMC-OP	120-347	650-1000mA*1	180-260V	200	0-10V	TBD	172*52.5*33.5	
ANS200AS-1WMC-OP	120-277	650-1000mA*1	180-260V	200	0-10V	TBD	172*52.5*33.5	
ANS250AS-1BMC-OP	120-347	700-1200mA*1	180-260V	250	0-10V	TBD	198*52.5*33.5	
ANS250AS-1WMC-OP	120-277	700-1200mA*1	180-260V	250	0-10V	TBD	198*52.5*33.5	
ANS320AS-1BMC-OP	120-347	1000-1500mA*1	180-260V	320	0-10V	TBD	225*52.5*33.5	
ANS320AS-1WMC-OP	120-277	1000-1500mA*1	180-260V	320	0-10V	TBD	225*52.5*33.5	

0-10V Constant Current Dimmable Drivers - EULP Series

Features

- Supports tri-mode dimming (0/1-10V active signal, adjustable resistor, PWM signal)
- Wide input voltage range: 120VAC ~ 277VAC
- Short-circuit protection, overload protection, over-voltage protection, Temperature protection(100±10℃)
- Auxiliary power supply: 12VDC, 200mA max.
- 50,000-hour lifespan @ Tc=85℃, 5-year warranty

Programming Features

- Dimming curves (Linear and logarithmic adjustable)
- Drive Current (1mA adjustment)
- Dim-to-off voltage: (0.8V).
- Hot reversal temperature (100 ± 10 ℃)



Model No.	Input Voltage VAC	Output Current (A) *Channel	Output Voltage (VDC)	Output Power (W)	Dim Mode	G.W. g	Size(L*W*H) mm	Cert
EULP30AS-1WPC	120-277	100-1050mA*1	10-55V	30	0-10V	212	280*30*21	
EULP50AS-1WPC	120-277	400-1400mA*1	10-55V	50	0-10V	222	280*30*21	
EULP85AS-1WPC	120-277	700-2400mA*1	10-55V	85	0-10V	377	424*30*26	
EULP96AS-1WPC	120-277	700-2400mA*1	10-55V	96	0-10V	377	424*30*26	
EULP96AS-1WMC-S3	120-277	2000/2200/2400	10-55V	96	0-10V	377	380*30*26	
EULP96AS-1BMC-S3	120-347	2000/2200/2400	30-48	96	0-10V	377	424*30*26	

TRIAC/ELV&0-10V Constant Current Dimmable Drivers - EULP Series

Features

- Dimming curve optional
- dim to off， no dim to off optional
- UL Class P
- Class 2 output / Class II power supply
- IP20-rated case with silicone-based potting

Programming

- Current: Adjustable Output Current
- Data log read: SKU, S/N, lot code, hours of operation, FW rev., power cycles
- Fully programmable and selectable 0–10 V dimming profiles



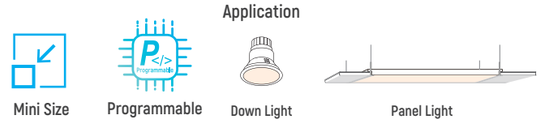

Model No.	Product Pictures	Input Voltage VAC	Output Current (A) *Channel	Output Voltage (VDC)	Output Power (W)	Dim Mode	G.W. g	Size(L*W*H) mm	Cert
EULP10AT-1WPC-WS-120	1	120-277	120~300mA*1	9-42V	10	0-10V&TRIAC/ELV	95	98*26*22.5	
EULP10AT-1WPC-WS-300	1	120-277	300~667mA*1	3-15V	10	0-10V&TRIAC/ELV	95	98*26*22.5	
EULP15AT-1WPC-WS	2	120-277	150-400mA	9-50V	15	0-10V&TRIAC/ELV	TBD	123.5*27.5*24	
EULP15AT-1WPC-WB	3	120-277	150-400mA	9-50V	15	0-10V&TRIAC/ELV	TBD	105*28*25	
EULP30AT-1WPC-WS	2	120-277	350-1050mA	9-50V	30	0-10V&TRIAC/ELV	TBD	123.5*27.5*24	
EULP30AT-1WPC-WB	3	120-277	350-1050mA	9-50V	30	0-10V&TRIAC/ELV	TBD	105*28*25	
EULP50AT-1WPC-WS	2	120-277	700-1250mA	9-50V	50	0-10V&TRIAC/ELV	TBD	123.5*27.5*24	
EULP50AT-1WPC-WB	3	120-277	700-1250mA	9-50V	50	0-10V&TRIAC/ELV	TBD	105*28*25	
EULP60ATS-1WPC-WS-1200	4	120-277	200~1200mA*1	30-56V	60	0-10V&TRIAC/ELV	210	182*27.4*20.6	-
EULP60ATS-1WPC-WS-1600	4	120-277	200~1600mA*1	24-42V	60	0-10V&TRIAC/ELV	210	182*27.4*20.6	-

EuConfigure Tool



EU-PROG

Interface:

Earphone interface: Connect driver
USB interface: USB 2.0 or above, connected to a computer

EUCHIPS EuConfigure Tool

Windows 7 and above systems

Software, read-write, configuration parameters

- Setting parameters is simple and convenient, with stable and accurate reading and writing
- No need to connect to the Internet, run directly
- Please use this software as an administrator

Configuration function:

-Data log reading
-Output current regulation
-Dimming depth editing
-Dimming curve editing
-Support configuration parameter copying/replication
-Parameter configuration file export/import

TRIAC/ELV&0-10V Constant Current Dimmable Drivers - PUP Series

Features

- Compatible with TRIAC (forward-phase or leading-edge), ELV (reverse-phase or trailing-edge) and 0–10 V dimmers
- TRIAC and ELV dimming at 120 Vac only
- Class 2 power supply
- Protections: output open load, over-current and short-circuit (hiccup), and over-temperature with auto recovery

Programming

- Current: Adjustable Output Current



Mini Size

Programmable

Application

Down Light

Panel Light

Model No.	Input Voltage VAC	Output Current (A) *Channel	Output Voltage (VDC)	Output Power (W)	Dim Mode	G.W. g	Size(L*W*H) mm	Cert
PUP10AT-1WPC	120-277	120-350mA	9-45V	10	0-10V&TRIAC/ELV	TBD	75*35*26.5	
PUP15AT-1WPC	120-277	280-500mA	9-45V	15	0-10V&TRIAC/ELV	TBD	75*35*26.5	
PUP20AT-1WPC	120-277	350-700mA	9-45V	20	0-10V&TRIAC/ELV	TBD	75*35*26.5	
PUP30AT-1WPC	120-277	500-1050mA	9-45V	30	0-10V&TRIAC/ELV	TBD	88*43*26.5	
PUP40AT-1WPC	120-277	800-1200mA	9-45V	40	0-10V&TRIAC/ELV	TBD	88*43*26.5	

Optional Metal Box Fitting

Model: EUA-JB-H30B,
Product No.: R.800000010001
Size(L*W*H): 9.06×1.89×1.18
10W/15W/20W/40W





Model: EUA-JB-L150
Product No.: R.800000040001
Size(L*W*H): 5.91×1.93×1.26
10W/15W



Model: EUA-JB-L170
Product No.: R.800000050001
Size(L*W*H): 6.69×1.93×1.26
10W/15W/20W



0-10V&TRIAC/ELV Constant Current Dimmable Drivers - CUP Series

Features

- Input Voltage： 120-277Vac
- Constant current output mode
- 0-10 Integrated dimming with TRIAC
- The current can be adjusted by dip switch



Model No.	Product No.	Input Voltage (VAC)	Output Current (A) *Channel	Output Voltage (VDC)	Output Power (W)	Dim Mode	G.W. g	Size(L*W*H) mm	Cert
CUP17AT-1WMC	104100540101	120-277	250/300/350/400mA 1	30-42	17	0-10&TRIAC/ELV	TBD	87*48*29	
CUP19AT-1WMC(o)	104100570101	120-277	350/350/400/450mA 1	30-42	19	0-10&TRIAC/ELV	TBD	87*48*29	
CUP25AT-1WMC(o)	104100560101	120-277	450/500/550/600mA 1	30-42	25	0-10&TRIAC/ELV	TBD	87*48*29	
CUP34AT-1WMC	104100520101	120-277	650/700/750/800mA 1	30-42	34	0-10&TRIAC/ELV	TBD	87*48*29	
CUP38AT-1WMC(o)	104100550101	120-277	750/800/850/900mA 1	30-42	38	0-10&TRIAC/ELV	TBD	87*48*29	
CUP40AT-1WMC	104100510101	120-277	850/900/950/1000mA 1	30-42	40	0-10&TRIAC/ELV	TBD	87*48*29	

0-10V & DALI Constant Current Dimmable Drivers - SUP Series

Features

- Dimming curve optional
- dim to off， no dim to off optional
- UL Class P
- Class 2 output
- External NTC functionality

Programming

- Current: Adjustable Output Current
- NTC derating profile
- Data log read: SKU, S/N, lot code, hours of operation, FW rev., power cycles
- Fully programmable and selectable 0–10 V dimming profiles



WS



WB

Application



Programmable



Down Light



Panel Light

Model No.	Input Voltage (VAC)	Output Current (A) *Channel	Output Voltage (VDC)	Output Power (W)	Dim Mode	G.W. g	Size(L*W*H) mm	Cert
SUP30AD-1WPC-WS	120-277	250-1050	9-52	30	0-10V & DALI	385	130*60.5*26	
SUP30A-1WPC-WS	120-277	250-1050	9-52	30	0-10V & DALI	385	130*60.5*26	
SUP30A-1WPC-WB	120-277	250-1050	9-52	30	0-10V & DALI	385	130*60.5*26	
SUP50AD-1WPC-WS	120-277	450-1400	9-52	50	0-10V & DALI	385	130*60.5*26	
SUP50A-1WPC-WS	120-277	450-1400	9-52	50	0-10V & DALI	385	130*60.5*26	
SUP50A-1WPC-WB	120-277	450-1400	9-52	50	0-10V & DALI	385	130*60.5*26	

TRIAC/ELV Constant Voltage Dimmable Drivers - OWP/MUP Series

Features

- Support 3-in-1 dimming mode(0-10V active signal, adjustable resistance and PWM signal)
- Dimming range of 1-100%, and dimming effect smooth, flicker free
- -BW Product Suitable for Dry , Damp & Wet Locations
- Safety according to UL8750 &UL 1310
- IP20, suitable for indoor LED lighting application



1



2



3



4



5 IP65

Application



LED Strip Light

Model No.	Product pictures	Product No.	Input Voltage VAC	Output Current Channel	Output Voltage (VDC)	Output power (W)	Dim Mode	G.W. g	Size(L*W*H) (mm)	Cert
UWP30AT-1W24V	1	104201240101	120-277	1.25A*1	24	30	0-10V&TRIAC/ELV	TBD	268*55*35	-
UWP60AT-1W24V	1	104201060101	120-277	2.5A*1	24	60	0-10V&TRIAC/ELV	TBD	376*55*35	
UWP96AT-1W24V	1	104201050101	120-277	4A*1	24	96	0-10V&TRIAC/ELV	TBD	376*55*35	
MUP60T-1W12V	2	104200340101	120-277	5A*1	12	60	TRIAC/ELV	700	242*45*30	
MUP60T-1W24V	2	104200320101	120-277	2.5A*1	24	60	TRIAC/ELV	700	242*45*30	
MUP96T-1W12V	2	104200330101	120-277	8A*1	12	96	TRIAC/ELV	700	242*45*30	
MUP96T-1W24V	2	104200310101	120-277	4A*1	24	96	TRIAC/ELV	700	242*45*30	
MUP60AT-1W24V	2	104200540101	120-277	2.5A*1	24	60	0-10V&TRIAC/ELV	580	242*45*30	
MUP96AT-1W24V	2	104200510101	120-277	4A*1	24	96	0-10V&TRIAC/ELV	580	242*45*30	
MUP30AT-1W12V-BW	3	104201110101	120-277	0.56A*1	12	30	0-10V&TRIAC/ELV	556	150*106*41.5	
MUP30AT-1W24V-BW	3	104200950101	120-277	1.25A*1	24	30	0-10V&TRIAC/ELV	556	150*106*41.5	
MUP60AT-1W12V-BW	4	104201040101	120-277	5A*1	12	60	0-10V&TRIAC/ELV	937	244*106*41.5	
MUP60AT-1W24V-BW	4	104201000101	120-277	2.5A*1	24	60	0-10V&TRIAC/ELV	937	244*106*41.5	
MUP96AT-1W24V-BW	4	104201010101	120-277	4A*1	24	96	0-10V&TRIAC/ELV	937	244*106*41.5	
MUP96AT-1W24V-PA-BW	4	TBD	120-277	4A*1	24	96	0-10V&TRIAC/ELV	TBD	244*106*41.5	
MUP96(60)AT-1W24(12)V-PA-MTR-BW	4	104201220101	120-277	4A(5A)*1	24(12)	96(60)	0-10V&TRIAC/ELV	1050	244*106*41.5	-
MUP120AT-2W12V-BW	4	104200980101	120-277	5A*2	12	60×2	0-10V&TRIAC/ELV	1050	244*106*41.5	
MUP120AT-2W24V-BW	4	104200990101	120-277	2.5A*2	24	60×2	0-10V&TRIAC/ELV	1050	244*106*41.5	
MUP120AT-2W48V-BW	4	104201170101	120-277	1.25A*2	48	60×2	0-10V&TRIAC/ELV	1050	244*106*41.5	
MUP150AT-1W24V-BW	5	104200860101	120-277	6.25A*1	24	150	0-10V&TRIAC/ELV	1700	260*132*52	
MUP180AT-3W12V-BW	5	104200970101	120-277	5A per channel, 3CH	12	60W per Channel, 3 Channel, In all 180W	0-10V&TRIAC/ELV	1800	260*132*52	
MUP180AT-3W24V-BW	5	104200960101	120-277	2.5A per channel, 3CH	24	60W per Channel, 3 Channel, In all 180W	0-10V&TRIAC/ELV	1800	260*132*52	
MUP180AT-3W48V-BW	5	104201150101	120-277	1.25A per channel, 3CH	48	60W per Channel, 3 Channel, In all 180W	0-10V&TRIAC/ELV	1750	260*132*52	
MUP192AT-2W24V-BW	5	104201020101	120-277	4A per channel, 2CH	24	96W per Channel, 2 Channel, In all 192W	0-10V&TRIAC/ELV	1600	260*132*52	
MUP288AT-3W24V-BW	5	104201030101	120-277	4A per channel, 3CH	24	96W per Channel, 3 Channel, In all 288W	0-10V&TRIAC/ELV	TBD	260*132*52	

0-10V Constant Voltage LED Drivers - MUP Series



MUP



EULP

Model No.	Product No.	Input Voltage VAC	Output Current (A) *Channel	Output Voltage (VDC)	Output power (W)	Dim Mode	G.W. g	Size(L*W*H) mm	Cert
MUP60A-1W12V	103200370101	120-277	5A*1	12	60	0-10V	700	242*44*30	
MUP60A-1W24V	103200380101	120-277	2.5A*1	24	60	0-10V	700	242*44*30	
MUP96A-1W12V	103200360101	120-277	8A*1	12	96	0-10V	700	242*44*30	
MUP96A-1W24V	103200310101	120-277	4A*1	24	96	0-10V	700	242*44*30	
EULP96A-1W24VN-PA	103200830101	120-277	4A*1	NFC 24 (NFC : 21-26V)	96	0-10V	295	176*40*25	FC

0-10V Constant Voltage Dimmable Drivers - OWP Series



Features

- IP67 waterproof rating, suitable for outdoor lighting.
- Smooth dimming with no stepping effect and flicker-free operation.
- 50,000-hour lifespan with 5-year warranty.
- Customizable dimming curves available.
- Compatible with LED constant voltage fixtures, light strips, and LED bars.
- Suitable for Dry , Damp & Wet Locations

Model No.	Product No.	Input Voltage (VAC)	Output Current (A) Channel	Output Voltage VDC	Output Power W	Dim Mode	G.W. g	Size(L*W*H) (inch)(mm)	Cert
OWP75A-1W24V	103200720101	120-277	3.125A*1	24	75	0-10V	630	187*64*33	-
OWP240A-1W24V	TBD	120-277	10A*1	24	240	0-10V	TBD	270*64*33	-
OWP320A-1W24V	103200760101	120-277	13A*1	24	320	0-10V	TBD	280*64*33	CE UKCA CB FC
OWP480A-1W24V	TBD	120-277	20A*1	24	480	0-10V	TBD	289*90*45	-

0-10V & DALI Constant Voltage Dimmable Drivers - MUP Series



-BW

Application



LED Strip Light

Features

- Meet DALI protocol IEC 62386
- High input voltage of 120VAC ~ 277VAC
- Dimming effect smooth, no flicker
- Over load protection; over current protection; short circuit protection
- IP20, suitable for indoor LED lighting application

Model No.	Input Voltage (VAC)	Output Current (A) *Channel	Output Voltage (VDC)	Output Power (W)	Dim Mode	G.W. g	Size(L*W*H) mm	Cert
MUP96AD-1W24V-BW	120-277	4A per channel, 1CH	24V	96W	0-10V & DALI	1050	244*106*41.5	FC DALI
MUP192ADS-2W24V-BW	120-277	4A per channel, 2CH	24V	96W per Channel, 2 Channel, In all 192W	0-10V & DALI	TBD	260*132*52	FC DALI
MUP288ADS-3W24V-BW	120-277	4A per channel, 3CH	24V	96W per Channel, 3 Channel, In all 288W	0-10V & DALI	TBD	260*132*52	FC DALI

0-10V, TRIAC Dimmer



Model No.	Input Voltage (VAC)	Dim Mode	Single-Gang Rating	Double-Gang Rating	Triple-Gang Rating	Size(L*W*H) (inch)(mm)	Cert
WALLDIM110-L	120VAC	TRIAC	600W	500W, 500W	400W, 400W, 400W	4.13**2.12**1.65" (105*54*42)	
WALLDIM111-L	120VAC	TRIAC	600W	500W, 500W	400W, 400W, 400W	4.13**2.12**1.65" (105*54*42)	
WALLDIM205-W	120-277VAC	0/1-10V	120VAC 6A, 277VAC 3A CFL/LED/Electronic self-ballasted	120VAC 6A, 277VAC 3A CFL/LED/Electronic self-ballasted	120VAC 6A, 277VAC 3A CFL/LED/Electronic self-ballasted	4.13**2.12**1.65" (105*54*42)	

TRIAC/ELV Constant Current LED Drivers - PUP Series

Features

· Single channel output, output current level selectable by DIP S.W.
· Support Leading edge (TRIAC) and Trailing edge (ELV) dimmer
· Dimming range from 103V to 132VAC
· Built-in active PFC function
· Class 2 power supply. Full protective plastic housing
· Dimming effect smooth, no flicker
· Protections: Short circuit, over load, over voltage
· Suitable for indoor LED lighting application, such as down light, spotlights, panel light, and so on


1


2


3

Model No.	Product No.	Product pictures	Input Voltage VAC	Output Current (A) *Channel	Output Voltage (VDC)	Output Power (W)	Dim Mode	G.W. g	Size(L*W*H) mm	Cert
PUP10T-1LMC-350	104100230101	1	120	120/150/180/210/260/290/320/350mA*1	9-42	10	TRIAC/ELV	120	75*35*26.5	
PUP10T-1LMC-700	104100240101	1	120	350/400/450/500/550/600/650/700mA*1	2-21	10	TRIAC/ELV	120	75*35*26.5	
PUP20T-1LMC	104100150101	2	120	350/400/450/500/550/600/650/700mA*1	9-45	20	TRIAC/ELV	200	88*43*26.5	
PUP40T-1LMC-850	104100180101	3	120	500/550/600/650/700/750/800/850mA*1	9-48	40	TRIAC/ELV	260	121*44*26.5	
PUP40T-1LMC-1200	104100170101	3	120	850/900/950/1000/1050/1100/1150/1200mA*1	9-42	40	TRIAC/ELV	260	121*44*26.5	

Optional Metal Box Fitting

Model: EUA-JB-H30B,
Product No.: R.800000010001
Size(L*W*H): 9.06×1.89×1.18
10W/20W/40W





Model: EUA-JB-L150
Product No.: R.800000040001
Size(L*W*H): 5.91×1.93×1.26
10W



Model: EUA-JB-L170
Product No.: R.800000050001
Size(L*W*H): 6.69×1.93×1.26
10W/20W



DALI Constant Current LED Drivers - PUP Series

Features

· Single channel output, output current level selectable by DIP S.W.
· Support DALI dimming function, Push Dim (Touch DIM) function(D model)
· Input voltage of 120VAC ~ 277VAC
· Dimming range:0.1-100%， Dimming effect smooth, no flicker
· Protections: Short circuit, Over load， Over voltage

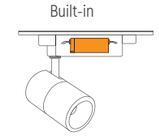
Built-in
Down Light

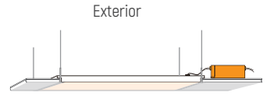
Exterior
Panel Light


1


2


3

Model No.	Product No.	Product pictures	Input Voltage VAC	Output Current (A) *Channel	Output Voltage (VDC)	Output Power (W)	Color temperature range	TouchDIM	G.W. g	Size(L*W*H) mm	Cert
PUP10D-1WMC-350	102100690101	1	120-277	120/150/180/210/260/290/320/350mA*1	9-42	10	/	Support	120	75*35*26.5	
PUP10D-1WMC-700	102100680101	1	120-277	350/400/450/500/550/600/650/700mA*1	2-21	10	/	Support	120	75*35*26.5	
PUP20D-1WMC	102100650101	2	120-277	350/400/450/500/550/600/650/700mA*1	9-45	20	/	Support	200	88*43*26.5	
Tunable White PUP20D-2WMC	102101570101	2	120-277	350/400/450/500/550/600/650/700mA 2	9-45	20	2700K-6500K	Support	146	88*43*26.5	
PUP20D-1WMC-430	102102010101	2	120-277	250/280/300/330/350/380/400/430/mA*1	9-45	20	/	Support	200	88*43*26.5	
Tunable White PUP40D-2WMC-850	102101920101	3	120-277	500/550/600/650/700/750/800/850mA 2	9-48	40	2700K-6500K	Support	260	121*44*26.5	
Tunable White PUP40D-2WMC-1200	102102060101	3	120-277	850/900/950/1000/1050/1100/1150/1200mA 2	9-48	40	2700K-6500K	Support	260	121*44*26.5	
PUP40D-1WMC-850	102100660101	3	120-277	500/550/600/650/700/750/800/850mA*1	9-48	40	/	Support	260	121*44*26.5	
PUP40D-1WMC-1200	102100670101	3	120-277	850/900/950/1000/1050/1100/1150/1200mA*1	9-42	40	/	Support	260	121*44*26.5	

Optional Metal Box Fitting

Model: EUA-JB-H30B,
Product No.: R.800000010001
Size(L*W*H): 9.06×1.89×1.18
10W/20W/40W





Model: EUA-JB-L150
Product No.: R.800000040001
Size(L*W*H): 5.91×1.93×1.26
10W



Model: EUA-JB-L170
Product No.: R.800000050001
Size(L*W*H): 6.69×1.93×1.26
10W/20W



DALI Constant Current Dimmable Drivers - EULP Series



Features

· Single channel constant current output, multistage current optional
· Comply with Dali protocol standard iec62386
· Support touch dim function· Built in active PFC function
· Short circuit , Over load, Over Voltage protection
· It is suitable for LED indoor lamps, Linear Strip light, panel lamp, three prevention lamp, etc

Model No.	Input Voltage (VAC)	Output Current (A) *Channel	Output Voltage (VDC)	Output Power (W)	TouchDIM	G.W. g	Size(L*W*H) (mm)
EULP65D-1BMC	120-347	700/800/900/1000/1100/1200/1300/1400mA*1	9-54V	65	Support	350	360*30*21

DALI Constant Current Drivers - EULP Series

Advantages

· Enable interoperability with diverse wireless sensors/network systems
· Reduce complexity and cost of fixture by eliminating auxiliary components ordinarily re quired for powering sensors, switching fixture off and monitoring energy use
· interface to any suitable sensor and ease of adjustable drive current



Application
Linear light

Model No.	Input Voltage (VAC)	Output Current (A) *Channel	Output Voltage (VDC)	Output Power (W)	Dim Mode	G.W. g	Size(L*W*H) mm	Cert
EULP30D4S-1WNC	120-277	100-1100mA*1	9-52VDC	30	DALI	TBD	280*30*21	
EULP50D4S-1WNC	120-277	100-1400mA*1	9-52VDC	50	DALI	TBD	280*30*21	
EULP80D4S-1WNC-1	120-277	100-2000mA*1	27-40VDC	80	DALI	330	360*30*21	
EULP96D4S-1WNC	120-277	100-2800mA*1	9-54VDC	96	DALI	350	360*30*21	

Features

· Standard-compliant (ANSI C1374 and DiiA) digital interface including:
  - Integrated DALI bus power supply (Part 250)
  - Memory Bank 1 extension, Energy Monitoring and Diagnostics (Parts 251, 252, 253)
· Energy metering and advanced diagnostics
· Continuous dimming down to 1%
· Drive current setting via NFC wireless programming
· 5-year limited warranty*

Programming

Adjustable Light Output (ALO)
Adjustable Output Current (AOC)
Constant Light Output (CLO)
Luminaire Maintenance
Luminaire (Fixture) Information (Luminaire Info)
OEM Write Protected features (OWP)

DALI&DMX Constant Voltage Drivers



Features

· Dimming from 0-100%, down to 0.1%.
· Dimming interface: DMX512/RDM, DALI-2 DT8, Push.
· Comply with the EU's ErP Directive, stand-by power
· consumption<0.5W
· The secure and reliable design for signal isolation.
· overheat, overvoltage, overload, short circuit protection andautomatic recovery.
· Up to 50,000-hour life time.
· 5-year warranty

Application



LED RGBW Strip Light

Model No.	Input Voltage (VAC)	Output Current (A)	Channel	Output Voltage (VDC)	Output Power (W)	TouchDIM	G.W. g	Size(L*W*H) mm
LCP96DM-4W24V	120-277	4A	4	24	96	Support	TBD	295*40*32

DALI D4i Constant Voltage Driver



Features

· Dual-channel constant voltage output, with a maximum output current of 4A per channel.
· Wide input voltage range: 108-305V AC.
· Compliant with DALI protocol standards (IEC 62386-101, 102, 207, 209 (DT8)).
· Smooth dimming performance, flicker-free operation.
· Comprehensive protection: Short-circuit, overload, overcurrent, and over-temperature protection.
· Certified to UL 8750 & UL 1310 safety standards.
· Class 2 output
· Metal junction box design
· Suitable for Dry , Damp & Wet Locations

Model No.	Product No.	Input Voltage (VAC)	Output Current (A) Channel	Output Voltage (VDC)	Output Power (W)	Color temperature range	G.W. g	Size(L*W*H) (mm)	Cert
MUP96D4-1W24VN-BW	102201180101	120-277	4A*1	24V	96	/	TBD	244*106*41.5	
MUP96D4-2W24VN-BW	102201170101	120-277	4A*2	24V	96	2700K-6500K	TBD	244*106*41.5	

Power Supply



Features

· DALI Standard
· LED indicator light shows status

Advantages

· Support guide rail and screw fixed installation

Model No.	Input Voltage (VAC)	Power Consumption (W)	DALI Protocol	G.W. (g)	Size (L*W*H) mm	Cert
DALI-130-U	100-277VAC	4	IEC62386	77	111*35*67	

DMX Constant Voltage Drivers - MUP

Advantages

· Class 2 LED power supply with DMX control capabilities
· Features up to 4 channel outputs that can power static white, static color, warm dim and dynamic color LED products
· NFC App for reading and writing DMX Addresses and adjusting output voltage



Application

Dimmable 0.1%-100% · RGBW · Tunable White · NFC



LED Strip Light

Model No.	Input Voltage (VAC)	Output Current (A)	Channel	Output Voltage (VDC)	Output Power (W)	Dim Mode	G.W. g	Size(L*W*H) mm	Cert
MUP96M-4W24VN-BW	120-277	4A	4	24V	96	RGBW	930	244*106*41.5	
MUP96M-5W24VN-BW	120-277	4A	5	24V	96	RGBWY	930	244*106*41.5	

Features

· Vertical or horizontal surface mount
· Constant voltage output
· 8 Bit DMX Control
· RDM addressing
· NFC App for addressing & Voltage adjust
· DMX dimming down to 0.1%
· Suitable for dry, damp and wet locations
· Suitable for indoor & outdoor use
· Compliant to FCC 47 CFR Part 15 Subpart B
· 5 year warranty
· Adjustable output voltage - Range: 24V-26V

Phase-Cut Dimmer



Features

· This product is an EU-BUS or 0-10V to phase-cut dimming controller.
· The two output zones can operate independent lighting schedules. The maximum load per channel is 1200W (@120V) / 10A.
· Three Modes: 1.Master Mode: Supports programmable automatic lighting control.
2.Manual Mode: Allows lighting control via a keypad.
3.Slave Mode: Supports 0-10V DC analog voltage control.
· Supports a memory function to save user settings.
· ISP Function: Supports In-System Programming (ISP) and complies with the EU-BUS protocol.
· Integrated 1.3-inch OLED display for easy viewing and operation.
· Fully Integrated Digital Control System: Provides precise and consistent dimming control.
· Protection Features: 4KV surge protection, Overvoltage protection, Short-circuit protection
· Output fuses are replaceable for easy maintenance.
· Utilizes MOSFET control technology to ensure efficient and stable operation.

Model No.	Input Voltage (VAC)	Output Current Channel	Output Power (W)	Channel	Input signal	Output signal	Size(L*W*H) (inch)(mm)
EUM0210	120/220	10 Amperes max per zone / Channel	2400 Watts (1200 Watts max per zone / Channel)	2	EU-BUS(RS-485)& 0-10V	Phase-Cut (AC)	9.4"x 8.3"x 2.3" (239x210x58)

Enclosures For Remote Dimming Drivers

Enclosures For Remote Dimming Drivers is compatible with both PUP and CUP series, offering dimming options including DALI, 0-10V, TRIAC, and non-dimmable versions. Each centralized power supply box can accommodate up to 6 drivers and has been UL-certified.

0-10V Wiring

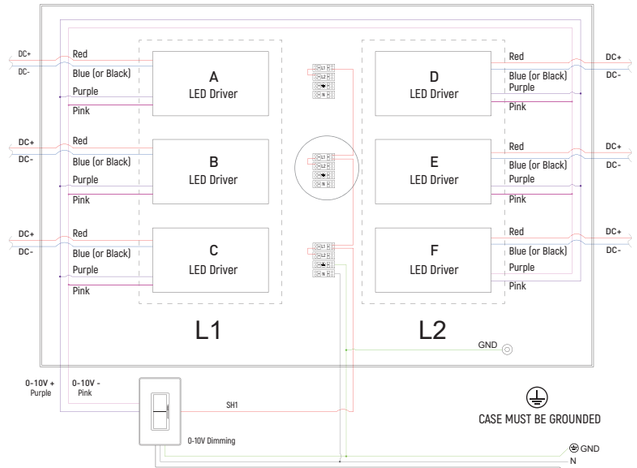



LISTED LED DRIVER E548056

Model No.	EUA-IPS-H104
Number of Installations	6PCS
G.W.	4341g
Material	Metal
Size	508×408×104mm
Applicable Products	PUP Series CUP Series

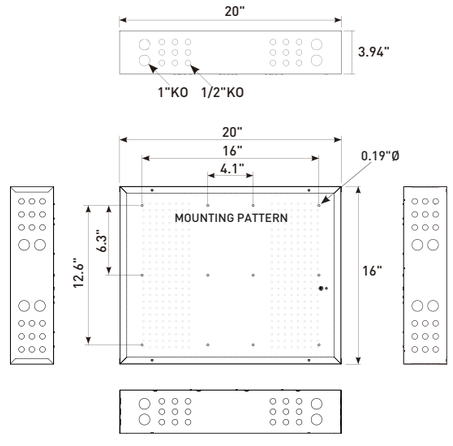

Current Distributor

3-step Current Distributor



3rd gear

Model No.	Switch	Output-A	Output-B
ARC-CCT DIMMER-3	Left	100%	0%
	Middle	50%	50%
	Right	0%	100%

Wiring

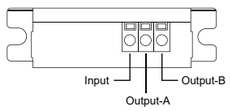

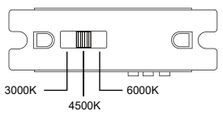

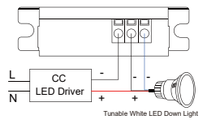

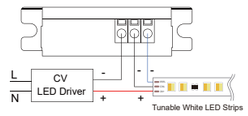

5-step Current Distributor



5rd gear

Model No.	Switch	LED1	LED2
ARC-CCT DIMMER-5	1	0%	100%
	2	25%	75%
	3	50%	50%
	4	75%	25%
	5	100%	0%

Wiring

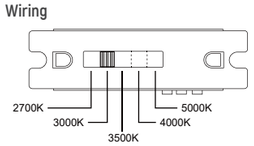

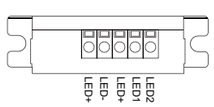

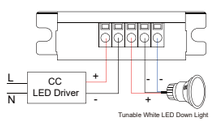

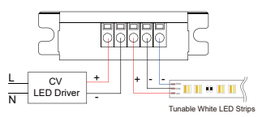

LED Constant Voltage Drivers - UCS

Features

·Current & Voltage Output Mode
·Short circuit, overcurrent, overload protection, V0 flame-retardant housing
·Slim-profile linear design for easy installation in confined spaces
·50,000-hour lifespan with a 5-year warranty
·100% full-load burn-in testing
·IP20 rating for indoor LED strip applications



1



2

Model No.	Product No.	Product pictures	Input Voltage VAC	Output Current (A) *Channel	Output Voltage VDC	Output power W	G.W. g	Size(L*W*H) mm
UCS50-1W12V	107204260101	1	120-277	4.2A*1	12	50	TBD	250*30*17
UCS50-1W24V	107220430101	1	120-277	2.1A*1	24	50	TBD	250*30*17
UCS80-1W12V	107204250101	2	120-277	6.6A*1	12	80	TBD	312*30*18
UCS80-1W24V	107204200102	2	120-277	3.3A*1	24	80	TBD	312*30*18
UCS150-1W12V	107204290101	2	120-277	12.5A*1	12	150	TBD	323*30.5*22
UCS150-1W24V	107204370101	2	120-277	6.25A*1	24	150	TBD	323*30.5*22

LED Constant Voltage Drivers



Features

· Single channel constant Voltage output
· Wide voltage input: 100-277VAC
· Compact size
· Short circuit, over load, over current, Over Temperature protections
· Suitable for constant voltage lamps

Model No.	Product No.	Input Voltage VAC	Output Current (A) *Channel	Output Voltage VDC	Output power W	G.W. g	Size(L*W*H) mm
PCE6-1U24V	107203980101	120-277	0.25A*1	24	6	35	103*21*21

ON/OFF Constant Voltage LED Drivers - EULP Series

Features

· Protection:Short-circuit, Over load, Over Current, Over Temperature
· Lifespan: 50,000 hours @ tc
· Class 2 output
· Complies with UL8750 and UL 879 safety standards
· It is suitable for both dry and damp places
· It is suitable for indoor LED lighting applications


1


2

Application

Mini Size

LED Strip Light

Model No.	Product pictures	Input Voltage (VAC)	Output Current (A) *Channel	Output Voltage (VDC)	Output Power (W)	G.W. g	Size(L*W*H) mm	Cert
EULP40-1W24V	1	120-277	1.67	24	40	120	144*20.4*20	
EULP60-1W24V	1	120-277	2.5	24	60	120	144*20.4*20	
EULP60-1W12V-T	2	120-277	55A*1	12	60	208	182*27*20	-
EULP96-1W24V-T	2	120-277	4A*1	24	96	208	182*27*20	-
EULP40-1W12V-S	1	120-277	3.3A*1	12	40	120	144*20.4*20	
EULP40-1W24V-S	1	120-277	1.67A*1	24	40	120	144*20.4*20	
EULP40-1W36V-S	1	120-277	1.1A*1	36	40	120	144*20.4*20	
EULP40-1W48V-S	1	120-277	0.83A*1	48	40	120	144*20.4*20	
EULP60-1W12V-S	1	120-277	5A*1	12	60	120	144*20.4*20	
EULP60-1W24V-S	1	120-277	2.5A*1	24	60	120	144*20.4*20	
EULP60-1W36V-S	1	120-277	1.67A*1	36	60	120	144*20.4*20	
EULP60-1W48V-S	1	120-277	1.25A*1	48	60	120	144*20.4*20	
EULP96-1W12V-S	1	120-277	8A*1	12	96	191	151*29*21.5	
EULP96-1W24V-S	1	120-277	4A*1	24	96	191	151*29*21.5	
EULP96-1W48V-S	1	120-277	2A*1	48	96	191	151*29*21.5	

ON/OFF Constant Voltage LED Drivers - MUP

Features

· Protection: Overload, short circuit, Overcurrent, Over temperature
· Class 2 Output
· Safety according to UL8750 &UL 1310
· Lifetime50,000h@tc
· Warranty Condition 5 years @tc
· Suitable for Dry , Damp Locations


1


2


3

Model No.	Product No.	Product pictures	Input Voltage VAC	Output Current (A) *Channel	Output Voltage VDC	Output power W	G.W. g	Size(L*W*H) mm	Cert
MUP60-1W12V-T	107204170101	1	120-277	5A*1	12	60	285	154*33*28	
MUP60-1W24V-T	107204070101	1	120-277	2.5A*1	24	60	285	154*33*28	
MUP96-1W24V-T	107204080101	1	120-277	4A*1	24	96	700	241*44*30	
MUP96(60)-1W24(12)V-MTR	107220490101	1	120-277	4A(5A)*1	24(12)	96(60)	TBD	241*44*30	/
MUP96(60)-1W24(12)V-ATR	107205800101	1	120-277	4A(5A)*1	24(12)	96(60)	937	241*44*30	/
MUP96(60)AT-1W24(12)V-PA-MTR-BW	104201220101	2	120-277	4A(5A)*1	24(12)	96(60)	TBD	244*106*41.5	/
MUP96-1W24V-T-BW	107220440101	2	120-277	4A*1	24	96	TBD	244*106*41.5	
MUP180-3W12V-T-BW	107205760101	2	120-277	5A*3	12	180	1600	260*132*52	
MUP288-3W48V-B	107220480101	3	120-277	4A per channel, 3CH	48	96W per Channel, 3 Channel, In all 288W	TBD	262*104*46	/

ON/OFF Constant Voltage LED Drivers - LWP/OWP

Features

- Supply Voltage: 108-305Vac
- Protection:Short-circuit, Over load, Over Current
- 50,000Hour Life @ tc max
- 5 Year Warranty @ tc max
- Class 2 output
- Safety according to UL8750 &UL 1310
- Suitable for Dry , Damp & Wet Locations



Model No.	Product No.	Product pictures	Input Voltage (VAC)	Output Current Channel	Output Voltage (VDC)	Output Power (W)	G.W. g	Size(L*W*H) (mm)
OWP40-1W12V-T	TBD	1	120-277	3.33A*1	12	40	TBD	155*41*30
OWP40-1W24V-T	TBD	1	120-277	1.67A*1	24	40	TBD	155*41*30
OWP60-1W12V-T	107204160101	2	120-277	5A*1	12	60	TBD	181*40.8*30
OWP60-1W24V-T	107204220101	2	120-277	2.5A*1	24	60	TBD	181*40.8*30
OWP96-1W24V-T	107204190101	2	120-277	4A*1	24	96	TBD	266*50*35
OWP120-2W12V-T	107220540101	3	120-277	5A per channel, 2CH	24	60W per Channel, 2 CH, total 120W	TBD	165*68*35
OWP120-2W24V-T	107220550101	3	120-277	2.5A per channel, 2CH	24	60W per Channel, 2 CH, total 120W	TBD	165*68*35
OWP180-3W12V-T	107204310101	5	120-277	5A per channel, 3CH	24	60W per Channel, 3 CH, total 180W	950	250*68*35
OWP192-2W24V-T	107205770101	4	120-277	4A per channel, 2CH	24	96W per Channel, 2 CH, total 192W	950	250*68*35
OWP288-3W24V-T	107205740101	5	120-277	4A per channel, 3CH	24	96W per Channel, 3 CH, total 288W	TBD	280*68*35
OWP180-3W12V-NPT	TBD	5	120-277	5A per channel, 3CH	12	60W per Channel, 3 CH, total 180W	TBD	250*67.5*35
LWP60-1W12V-T	107204180101	5	120-277	5A*1	12	60	TBD	280*33*21.7
LWP96-1W12V-T	TBD	5	120-277	8A*1	12	96	TBD	333*33*21.7
LWP96-1W24V-T	TBD	5	120-277	4A*1	24	96	TBD	333*33*21.7

LED Constant Voltage Drivers - UWF Series

Features

·Width voltage input,full power output
·Design of metal shell, improving heat dissipation performance
·Isolated design,safe and reliable
·Protections:Over load,Short circuit,over voltage
·Comply with CE/UL/SELV
·Protection grades is as high as IP67
·5 years warranty



Model No.	Product No.	Product pictures	Input Voltage VAC	Output Current (A) *Channel	Output Voltage VDC	Output power W	G.W. g	Size(L*W*H) mm	Cert
UWF60-1W12V	107201270102	1	120-277	5A*1	12	60	250	145*40.8*22.5	
UWF60-1W24V	107201420102	1	120-277	2.5A*1	24	60	250	145*40.8*22.5	
UWF96-1W12V	107201350102	2	120-277	8A*1	12	96	650	220*61*25	
UWF96-1W24V	107201260102	1	120-277	4A*1	24	96	430	180*50*27	
UWF60-1B12V	107203730101	1	120-347	5A*1	12	60	250	145*40.8*22.5	
UWF60-1B24V	107203540101	1	120-347	2.5A*1	24	60	250	145*40.8*22.5	
UWF96-1B12V	107203830101	2	120-347	8A*1	12	96	650	220*61*25	
UWF96-1B24V	107203760101	1	120-347	4A*1	24	96	430	180*50*27	

ON/OFF Constant Voltage LED Drivers - PES Series



Application



LED Strip Light

Model No.	Input Voltage VAC	Output Current (A) *Channel	Output Voltage VDC	Output power W	G.W. g	Size(L*W*H) (inch)(mm)	Cert
PES20-1W12V	120-277	1.66A*1	12	20	180	118*35*26	/
PES20-1W24V	120-277	0.83A*1	24	20	180	118*35*26	/
PES35-1W12V	120-277	2.91A*1	12	35	280	150*37*30	E490914
PES35-1W24V	120-277	1.46A*1	24	35	280	150*40*30	E490914
PES60-1W12V	120-277	5A*1	12	60	390	165.5*42*34	/
PES60-1W24V	120-277	2.5A*1	24	60	390	165.5*42*34	E490914
PES60-1W48V	120-277	1.25A*1	48	60	390	165.5*42*34	/
PES100-1W24V	120-277	4.17A*1	24	100	573	190*52*38	E490914
PES100-1W48V	120-277	2.08A*1	48	100	573	190*52*38	/
PES150-1W12V	120-277	12.5A*1	12	150	750	190*62*38	/
PES150-1W24V	120-277	6.25A*1	24	150	750	190*62*38	E490914
PES150-1W48V	120-277	3.125A*1	48	150	750	190*62*38	/

Features

·Built-in active PFC function
· full power output
· Insolated PC design
· Isolated design,safe and reliable
· Protections:Over load,Short circuit,over Current
· Protection grades is as high as IP65
· 5 years warranty
· Flicker Free

ON/OFF Constant Voltage LED Drivers - PE/PEE Series



Features

· Width voltage input,full power output
· Insolated PC design
· Isolated design,safe and reliable
· Protections:Over load,Short circuit,over voltage
· Comply with UL/CE/SELV
· Protection grades is as high as IP67
· 5 years warranty

Model No.	Product No.	Input Voltage VAC	Output Current (A) *Channel	Output Voltage VDC	Output power W	G.W. g	Size(L*W*H) mm	Cert
PE10-1W12V	107201300101	120-277	0.83A*1	12	10	135	98*33*25	-
PE10-1W24V	107201310101	120-277	0.42A*1	24	10	135	98*33*25	E490914
PE24-1W12V	107201240101	120-277	2A*1	12	24	190	118*35*26	-
PE24-1W24V	107201250101	120-277	1A*1	24	24	190	118*35*26	-
PE40-1W12V	107201460101	120-277	3.3A*1	12	40	315	150*37*30	E490914
PE40-1W24V	107201470101	120-277	1.66A*1	24	40	315	150*37*30	E490914



Model No.	Product No.	Input Voltage VAC	Output Current (A) *Channel	Output Voltage VDC	Output power W	G.W. g	Size(L*W*H) mm	Cert
PEE20-1W12V	107203320101	120-277	1.66A*1	12	20	153	118*35*26	E490914
PEE20-1W24V	107202960101	120-277	0.833A*1	24	20	153	118*35*26	E490914
PEE35-1W12V	107203370101	120-277	2.9A*1	12	35	245	150*37*30	E490914
PEE35-1W24V	107203020101	120-277	1.45A*1	24	35	245	150*37*30	E490914
PEE60-1W12V	107203290101	120-277	5A*1	12	60	420	165.5*42*34	E490914
PEE60-1W24V	107203110101	120-277	2.5A*1	24	60	420	165.5*42*34	E490914
PEE60-1W48V	107203300101	120-277	1.25A*1	48	60	420	165.5*42*34	E490914
PEE100-1W12V	107203450101	120-277	8.33A*1	12	100	635	190*52*38	E490914
PEE100-1W24V	107203280101	120-277	4.17A*1	24	100	635	190*52*38	E490914
PEE100-1W48V	107203410101	120-277	2.08A*1	48	100	635	190*52*38	E490914
PEE150-1W12V	107201100101	120-277	12.5A*1	12	150	815	190*61*38	E490914
PEE150-1W24V	107202840101	120-277	6.25A*1	24	150	815	190*61*38	/
PEE150-1W36V	107202860101	120-277	4.17A*1	36	150	738	190*61*38	/
PEE150-1W48V	107202920101	120-277	3.125A*1	48	150	738	190*61*38	/

Magnetic suction Driver Series



Magnetic suction Driver Series



DALI Signal



0/1-10V Signal



Non-Dimming

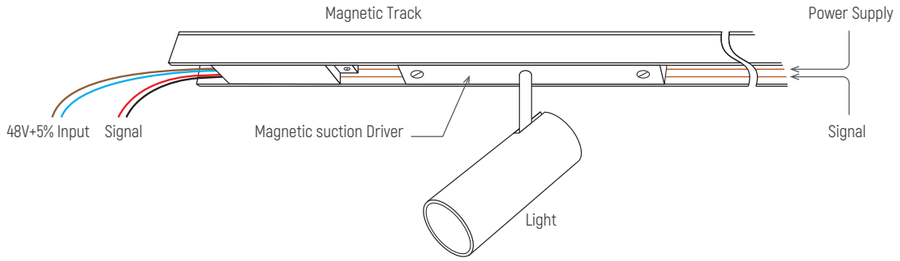

DALI Constant Current LED Driver

Description

DC/DC constant current output LED driver.The output current can be set via DIP switch.It can be controlled by DALI master, and the dimming curve is smooth and flicker free.

Features

· Output current , can be set via DIP switch
· Compliant with DALI 2.0 standard protocol
· Mixed dimming PWM+CCR, no flicker
· Short circuit protection, overload protection,no load protection,Input reverse connection
· Built-in driver
· Hot plug for input port and non polarized



Item No.	Product No.	Input Voltage VDC	Output Current Channel	Output Voltage VDC	Output power W	Dim Mode	G.W. g	Size(L*W*H) mm	Cert
BMP14D-1SMC	202100050101	42-52	120/150/180/210/250/280/300/350mA*1	9-40	14	DALI	TBD	125*14*10	
BMP21D-1SMC	202100020101	42-52	700/750/800/850/900/950/1000/1050mA*1	9-20	21	DALI	15	125*14*10	-
BMP28D-1SMC	202100010101	42-52	350/400/450/500/550/600/650/700mA*1	9-40	28	DALI	15	125*14*10	
BMP28D-2SMC-S	202100060101	42-52	350/400/450/500/550/600/650/700mA - 2	9-40	28	DALI	15	125*14*10	-

DALI Constant Current Tunable White LED Driver(DT8)



Tunable White

Item No.	Product No.	Input Voltage VDC	Output Current Channel	Output Voltage VDC	Output power W	Dim Mode	G.W. g	Size(L*W*H) mm
BMP14D-2SMC	TBD	42-52	120/150/180/210/250/280/300/350mA - 2CH	9-40	14	DALI	TBD	125*14*10
BMP28D-2SMC	202100070101	42-52	350/400/450/500/550/600/650/700mA - 2CH	9-(Vin-6)VDC	28	DALI	15	125*14*10

DALI Constant Voltage Tunable White LED Driver(DT8)

Description

DC/DC constant current output LED driver.The output current can be set via DIP switch.It can be controlled by DALI master, and the dimming curve is smooth and flicker free.

Features

· Output current , can be set via DIP switch
· Compliant with DALI 2.0 standard protocol
· Mixed dimming PWM+CCR, no flicker
· Short circuit protection, overload protection,no load protection,Input reverse connection
· Built-in driver
· Hot plug for input port and non polarized



Tunable White

Item No.	Product No.	Input Voltage VDC	Output Current Channel	Output Voltage VDC	Output power W	Dim Mode	G.W. g	Size(L*W*H) mm
BMP48D-2S48V	202200050101	24-48	1A - 2CH	24-48	24W max@24V 48Wmax@48V	DALI	TBD	125*14*10

DALI Constant Voltage LED Driver



Item No.	Product No.	Input Voltage VDC	Output Current Channel	Output Voltage VDC	Output power W	Dim Mode	G.W. g	Size(L*W*H) mm
BMP48D-1S48V	TBD	24-48	1A*1	24-48	24W max@24V 48Wmax@48V	DALI	TBD	125*14*5

0/1-10V Constant Current LED Driver

Description

DC/DC constant current output LED driver.The output current can be set via DIP switch.It can be controlled by 0/1-10V and the dimming curve is smooth and flicker free.

Features

· Supporting Hot Plug-in of Front 48V Driver
· Input Reverse Connection Protection
· Dial Selection Current
· Supporting short circuit and overload protection
· When the input is connected to the signal terminal, the power supply is not damaged.
· Support 3-in-1 analog dimming signal (active signal, adjustable resistance, PWM signal)





Item No.	Product No.	Input Voltage VDC	Output Current Channel	Output Voltage VDC	Output power W	Dim Mode	G.W. g	Size(L*W*H) mm	Cert
BMP14A-1SMC	203100020101	42-52	120/150/180/210/250/280/300/350mA*1	9-40	14	0/1-10V	TBD	125*14*10	
BMP28A-1SMC	203100001101	42-52	350/400/450/500/550/600/650/700mA*1	9-40	28	0/1-10V	15	125*14*10	
BMP28A-2SMC-S	203100010101	42-52	350/400/450/500/550/600/650/700mA*1	9-40	28	0/1-10V	TBD	125*14*10	

0/1-10V Constant Voltage Dimming Driver

Features

· Single channel constant voltage output,DC24V-48V
· Support 3-in-1 dimming function(Active signal,adjustable resistance, PWM)
· Dimming range from 0.5-100%
· input voltage of DC24V-48V
· High efficiency up to 90%
· 100% output when no dimming signal input, can be used as normal power supply
· Dimming effect smooth, no flicker
· Suitable for indoor LED lighting application



Item No.	Product No.	Input Voltage VDC	Output Current Channel	Output Voltage VDC	Output power W	Dim Mode	G.W. g	Size(L*W*H) mm
BMP48A-1S48V	203200070101	24-48	1A*1CH	24-48	24W max@24V 48Wmax@48V	0/1-10V	TBD	125*14*5

LED Constant Current Driver

Features

·Supporting Hot Plug-in of Front 48V Driver
·Input Reverse Connection Protection
·DIP Selection Current
·Supporting short circuit and overload protection


1


2

Item No.	Product No.	Product pictures	Input Voltage VDC	Output Current Channel	Output Voltage VDC	Output power W	G.W. g	Size(L*W*H) mm	Cert
BMP12-1SMC	207100060201	1	48	150/200/250/300mA*1	24-42	12	6	63.2*12*9.5	
BMP20-1SMC	207100050201	1	48	350/400/450/500mA*1	24-42	20	6	63.2*12*9.5	
BMP28-1SMC	202100010101	2	42-52	350/500/550/700mA*1	9-40	28	15	125*14*10	

Non-Dimmable LED Drivers Series



1. High reliability, ultra - thin, small size and long service life

2. The efficiency of the whole machine can reach 91 %

3. High power factor and low ripple current up to 99 % of PFC can effectively suppress interference to peripheral devices

4. With multiple protection of overvoltage, open circuit, short circuit and overheat.

5. Restrain the transient current design and effectively reduce the starting current

6. Low output ripple noise

7. Meet IP67 protection level and RoHS environmental protection standard

8. Electromagnetic compatibility complies with EN 55015

9. Support dimming options (Phase-cut / 0 - 10v / PWM / Dali)

Ultra-Thin Waterproof Driver

Features

- Wide input voltage range 100 - 240 volts, PF > 0.95
- The die-casting shell is integrally formed, and the product meets the structural requirements of Class I power supply
- Adopting high quality potting compound with scientific proportion, the protection grade is as high as IP67
- With overload, short circuit, over voltage, over temperature and other protection functions, and can automatically recover after the fault is removed
- Comply with CE/CB/ Enec/ SAA/ RoHS/ CCC and other certification requirements
- Built - in 2kV ~ 10kV lightning protection circuit (depending on the product power)
- Ambient temperature range: to -25 ℃ - + 50 ℃
- Five - years warranty

Advantages

- High reliability
- Long life
- High efficient
- Complete protection function
- Low input surge current
- Low output ripple noise
- High Protection level


1


2


3

Item No.	Product pictures	Input Voltage (VAC)	Output Current *Channel	Output Voltage	Output Power (W)	G.W. g	Size(L*W*H) mm	Cert
UWP75-1M12V	1	100 - 240	6.25A*1	12	75	820	270*61*25	
UWP75-1M24V	1	100 - 240	3.125A*1	24	75	820	270*61*25	
UWP100-1M12V	1	100 - 240	8.33A*1	12	100	820	270*61*25	
UWP100-1M24V	1	100 - 240	4.16A*1	24	100	820	270*61*25	
UWP150-1M12V	1	100 - 240	12.5A*1	12	150	820	270*61*25	
UWP150-1M24V	1	100 - 240	6.25A*1	24	150	820	270*61*25	
UWP240-1M12V	2	100 - 240	20A*1	12	240	1055	270*68*30	
UWP240-1M24V	2	100 - 240	10A*1	24	240	1055	270*68*30	
UWP320-1M24V	3	100 - 240	13.33A*1	24	320	1700	270*90*32	

Apply lamps and lanterns


Wall Washer


LED Strip Light


LED Tube


Underground Light


AR111 Venture Light

ES Constant Voltage Driver

Features

- Input voltage range: 176-305Vac
- Isolated constant voltage design
- Built-in active PFC function
- No-Load Power < 0.5 W
- SELV Output
- All-around protection: IUVP, SCP, OLP, OVP, OTP
- Input surge protection: Differential mode: 6kV, Common mode: 10kV
- IP67 design for indoor and outdoor applications
- Suitable for dry/ damp / wet locations
- 5-year warranty


1


2


3

Item No.	Product pictures	Input Voltage (VAC)	Output Current *Channel	Output Voltage	Output Power (W)	G.W. g	Size(L*W*H) mm	Cert
ES50-1H12V-WS	1	220-240	4.17A*1	12	50	330	152*40.8*30	
ES50-1H24V-WS	1	220-240	2.1A*1	24	50	330	152*40.8*30	
ES50-1H36V-WS	1	220-240	1.4A*1	36	50	330	152*40.8*30	
ES50-1H48V-WS	1	220-240	1.05A*1	48	50	330	152*40.8*30	
ES60-1H24V-WS	1	220-240	2.5A*1	24	60	330	152*40.8*30	
ES60-1H36V-WS	1	220-240	1.67A*1	36	60	330	152*40.8*30	
ES60-1H48V-WS	1	220-240	1.25A*1	48	60	330	152*40.8*30	
ES75-1H12V-WS	2	220-240	6.25A*1	12	75	490	132*63*33	
ES75-1H24V-WS	2	220-240	3.15A*1	24	75	490	132*63*33	
ES75-1H36V-WS	2	220-240	2.1A*1	36	75	490	132*63*33	
ES75-1H48V-WS	2	220-240	1.57A*1	48	75	490	132*63*33	
ES100-1H12V-WS	2	220-240	8.33A*1	12	100	490	132*63*33	
ES100-1H24V-WS	2	220-240	4.2A*1	24	100	490	132*63*33	
ES100-1H36V-WS	2	220-240	2.8A*1	36	100	490	132*63*33	
ES100-1H48V-WS	2	220-240	2.1A*1	48	100	490	132*63*33	
ES150-1H12V-WS	3	220-240	12.5A*1	12	150	595	156*63*33	
ES150-1H24V-WS	3	220-240	6.25A*1	24	150	595	156*63*33	
ES150-1H36V-WS	3	220-240	4.2A*1	36	150	595	156*63*33	
ES150-1H48V-WS	3	220-240	3.15A*1	48	150	595	156*63*33	
ES180-1H24V-WS	3	220-240	7.5A*1	24	180	595	156*63*33	

ES Constantt Voltage Driver


4


5


6

Item No.	Product pictures	Input Voltage (VAC)	Output Current *Channel	Output Voltage	Output Power (W)	G.W. g	Size(L*W*H) mm	Cert
ES200-1H12V-WS	4	220-240	12.5A*1	12	200	700	165*63*33	
ES200-1H24V-WS	4	220-240	8.35A*1	24	200	700	165*63*33	
ES200-1H36V-WS	4	220-240	5.6A*1	36	200	700	165*63*33	
ES200-1H48V-WS	4	220-240	4.2A*1	48	200	700	165*63*33	
ES250-2H12V-WS	5	220-240	21A*1	12	250	820	185*63*36.5	
ES250-1H24V-WS	5	220-240	10.5A*1	24	250	820	185*63*36.5	
ES250-1H36V-WS	5	220-240	7A*1	36	250	820	185*63*36.5	
ES250-1H48V-WS	5	220-240	5.25A*1	48	250	820	185*63*36.5	
ES320-2H12V-WS	6	220-240	26.67A*1	12	320	1200	245*68*38.5	
ES320-2H24V-WS	6	220-240	13.35A*1	24	320	1200	245*68*38.5	
ES350-2H24V-WS	6	220-240	14.60A*1	24	350	1200	245*68*38.5	
ES350-1H36V-WS	6	220-240	9.75A*1	36	350	1200	245*68*38.5	
ES350-1H48V-WS	6	220-240	7.3A*1	48	350	1200	245*68*38.5	
ES400-2H24V-WS	6	220-240	16.70A*1	24	400	1200	245*68*38.5	
ES400-1H36V-WS	6	220-240	11.15A*1	36	400	1200	245*68*38.5	
ES400-1H48V-WS	6	220-240	8.35A*1	48	400	1200	245*68*38.5	

Slim LED Drivers

Features

- Single channel constant voltage output
- Applicable to indoor LED lights
- Small size, high efficiency, high reliability and long life time
- Protections: over load, over voltage, short circuit protection
- Compliance with CE and ROHS
- 100% Full load aging test
- The warranty period is 5 Years


1


2


3


4

Item No.	Product pictures	Input Voltage VAC	Output Current *Channel	Output Voltage VDC	Output Power W	G.W. g	Size(L*W*H) mm	Cert
UCS15-1H12V	1	220-240	1.25A*1	12	15	70	160*30*17	CE CB
UCS15-1H24V	1	220-240	0.625A*1	24	15	70	160*30*17	CE CB
UCS30-1H12V	2	220-240	2.5A*1	12	30	115	250*30*17	CE CB
UCS30-1H24V	2	220-240	1.25A*1	24	30	115	250*30*17	CE CB
UCS60-1H12V	3	220-240	5A*1	12	60	160	312*30*18	CE CB
UCS60-1H24V	3	220-240	2.5A*1	24	60	160	312*30*18	CE CB
UCS100-1H12V	3	220-240	8A*1	12	100	170	312*30*18	CE CB
UCS100-1H24V	3	220-240	4.16A*1	24	100	170	312*30*18	CE CB
UCS150-1H12V	4	220-240	12.5A*1	12	150	TBD	322*30*22	CE CB
UCS150-1H24V	4	220-240	6.25A*1	24	150	TBD	322*30*22	CE CB



Item No.	Input Voltage VAC	Output Current *Channel	Output Voltage VDC	Output Power W	G.W. g	Size(L*W*H) mm
EULP150-2H12V-LT	200-240	12.5A*1	12	150	396	360*30*21
EULP200-2H24V-LT	200-240	8.33A*1	24	200	400	360*30*21

DLRS Constant Voltage Driver Series

Features

- Full range AC input, AC / DC dual-use （85-264VAC/120-373VDC）
- Support 300vac surge input for 5 seconds
- Low power consumption, high efficient
- Small size, ultra low height 30mm
- Working temperature: -30℃ ~ +70℃
- Short circuit/ Over current/ over voltage protections
- Meet IEC/EN/UL62368、EN60335、GB4943 certification standards
- Meet 5000m altitude applications
- Low ripple noise, low power consumption, and high efficiency
- Over voltage level Ⅲ


1


2


3


4


5

Item No.	Product pictures	Input Voltage VAC	Output Voltage VDC	Output Current *Channel	Output Power W	Efficiency	G.W. g	Size(L*W*H) mm	Cert
DLRS50-1K12V	1	AC: 85-264VAC DC: 120-370VDC	12	4.2A*1	50	86%	210	99*82*30	CE
DLRS50-1K24V	1		24	2.2A*1	50	86%	210	99*82*30	CE
DLRS75-1K12V	2		12	6A*1	75	88%	230	99*97*30	CE
DLRS75-1K24V	2		24	3.2A*1	75	88%	230	99*97*30	CE
DLRS100-1K12V	3		12	8.5A*1	100	88%	300	129*97*30	CE
DLRS100-1K24V	3		24	4.5A*1	100	90%	300	129*97*30	CE
DLRS150-1K12V	4		12	12.5A*1	150	87%	380	159*97*30	CE
DLRS150-1K24V	4		24	6.25A*1	150	88.5%	380	159*97*30	CE
DLRS200-1K12V	4	AC Input low voltage section (switch are 115 state): 90-132VAC AC Input High Voltage section (switch are 230 state): 180-264VAC DC Input: (switch are 230 state): 240-373VDC	12	17A*1	200	87%	610	215*115*30	CE
DLRS200-1K24V	4		24	8.8A*1	200	89%	610	215*115*30	CE
DLRS350-1K12V	5		12	29A*1	350	84%	690	215*115*30	CE
DLRS350-1K24V	5		24	14.6A*1	350	87%	690	215*115*30	CE

DUCP Constant Voltage Driver Series



Features

- Class I
- SELV
- IP67
- Standalone

Item No.	Input Voltage VAC	Output Voltage VDC	Output Current *Channel	Output Power W	Efficiency	G.W. g	Size(L*W*H) mm
DUCP150-1H24V	220-240	24	6.25A*1	150	92%	TBD	259*94*49
DUCP250-1H24V	220-240	24	10.4A*1	250	92%	TBD	259*94*49
DUCP320-1H24V	220-240	24	13.3A*1	320	93%	TBD	259*94*49

AWS Constant Voltage Driver



Features

· Single channel output with 48V CV direct current
· With built-in active PFC function
· Ultra-thin design, Waterproof level IP67, High effciency up to 94%
· Protections: Short circuit, over load, over voltage, lightning protection
· suitable for LED CV lighting, such as LED module, LED strip light, LED tube, and so on

Item No.	Input Voltage VAC	Output Voltage VDC	Output Current *Channel	Output Power W	Efficiency	G.W. g	Size(L*W*H) mm
AWS600-1H48V	220-240	48	12.5A*1	600	94%	TBD	271*131*50

DPC Constant Voltage Drivers

Features

· Single channel constant voltage output
· Applicable to indoor LED lights
· Small size, high efficiency, high reliability and long life time
· 100% Full load aging test
· The warranty period is 5 Years



Item No.	Product pictures	Input Voltage VAC	Output Voltage VDC	Output Current *Channel	Output Power W	G.W. g	Size(L*W*H) mm	Cert
DPC15-1H12V	1	220-240	12	1.25A*1	15	65	100*43*21	CE CB
DPC15-1H24V	1	220-240	24	0.625A*1	15	65	100*43*21	CE CB
DPC24-1H12V	2	220-240	12	2A*1	24	75	130*43*21	CE CB
DPC24-1H24V	2	220-240	24	1A*1	24	75	130*43*21	CE CB
DPC30-1H12V	2	220-240	12	2.5A*1	30	94	130*43*21	CE CB
DPC30-1H24V	2	220-240	24	1.25A*1	30	94	130*43*21	CE CB
DPC40-1H12V	2	220-240	12	3.3A*1	40	99	130*43*21	CE CB
DPC40-1H24V	2	220-240	24	1.66A*1	40	99	130*43*21	CE CB
DPC60-1H12V	2	220-240	12	5A*1	60	195	154*55*19	CE CB
DPC60-1H24V	2	220-240	24	2.5A*1	60	140	154*55*19	CE CB
DPC100-1H12V	3	220-240	12	8.33A*1	100	210	185*63*22	CE CB
DPC100-1H24V	3	220-240	24	4.17A*1	100	210	185*63*22	CE CB
DPC150-1H24V	3	220-240	24	6.25A*1	150	350	185*63*22	CE CB

DLP Constant Voltage Driver

Features

· High efficiency with third-generation semiconductor design; the smallest size and volume in the industry for the same power rating.
· No-load power consumption ⩽ 0.5W.
· Power Factor (PF) > 0.95; Total Harmonic Distortion (THD) < 10%.
· Protection features: overload (OLP), over-current (OCP), short-circuit (SCP), and over-temperature (OTP).
· Product certifications: CE, CB, ENEC, CCC, SAA, UKCA.
· Warranty: 5 years.



Item No.	Product pictures	Input Voltage VAC	Output Voltage VDC	Output Current *Channel	Output Power W	G.W. g	Size(L*W*H) mm	Cert
DLP30-1H12V-C	1	220-240	12	2.5A*1	30	80	124.8*37*22.8	CE CB UKCA
DLP30-1H24V-C	1	220-240	24	1.25A*1	30	80	124.8*37*22.8	CE CB UKCA
DLP30-1H48V-C	1	220-240	48	0.625A*1	30	80	124.8*37*22.8	CE CB UKCA
DLP60-1H12V-C	2	220-240	12	5A*1	60	TBD	160.8*37*25	CE CB UKCA
DLP60-1H24V-C	2	220-240	24	2.5A*1	60	TBD	160.8*37*25	CE CB UKCA
DLP60-1H48V-C	2	220-240	48	1.25A*1	60	TBD	160.8*37*25	CE CB UKCA
DLP120-1H24V-C	3	220-240	24	5A*1	120	320	211*37*31	CE CB UKCA
DLP120-1H48V-C	3	220-240	48	2.5A*1	120	320	211*37*31	CE CB UKCA
DLP180-1H24V-C	4	220-240	24	7.5A*1	180	TBD	247*37*30.8	CE CB UKCA
DLP180-1H48V-C	4	220-240	48	3.75A*1	180	TBD	247*37*30.8	CE CB UKCA

DLP-B Constant Voltage Driver Series

Features

· A channel constant voltage output
· Applicable to indoor LED lights
· Small size, high efficiency, high reliability and long life time
· Protections: Over Current, Over voltage, Over temperature, short circuit self-recovery protection
· Compliance with CE and ROHS
· 100% Full load aging test


1


2


3


4

Item No.	Product pictures	Input Voltage VAC	Output Voltage VDC	Output Current *Channel	Output Power W	Efficiency	G.W. g	Size(L*W*H) mm	Cert
DLP30-1H12V-B	1	220-240	12	2.5A*1	30	84%	140	153*43*32	-
DLP30-1H24V-B	1	220-240	24	1.25A*1	30	85%	TBD	153*43*32	
DLP60-1H12V-B	2	220-240	12	5A*1	60	86%	TBD	180*52*30	-
DLP60-1H24V-B	2	220-240	24	2.5A*1	60	88%	TBD	180*52*30	
DLP120-1H12V-B	3	220-240	12	10A*1	120	88%	TBD	300*40*30	-
DLP120-1H24V-B	3	220-240	24	5A*1	120	88%	TBD	300*40*30	
DLP120-1H48V-B	3	220-240	48	2.5A*1	120	90%	340	300*40*30	
DLP180-1H24V-B	4	220-240	24	7.5A*1	180	92%	TBD	345*51*35	
DLP240-1H24V-B	4	220-240	24	10A*1	240	93%	400	345*51*35	
DLP240-1H36V-B	4	220-240	36	6.6A*1	240	92%	575	345*51*35	
DLP240-1H48V-B	4	220-240	48	5A*1	240	93%	450	345*51*35	
DLP320-1H24V-B	4	220-240	24	13.33A*1	320	93%	750	345*51*35	
DLP320-1H36V-B	4	220-240	36	8.88A*1	320	93%	750	345*51*35	
DLP320-1H48V-B	4	220-240	48	6.66A*1	320	93%	600	345*51*35	

DLPE-B Constant Voltage Driver Series


1


2

Features

· A channel constant voltage output
· Applicable to indoor LED lights
· Small size, high efficiency, high reliability and long life time
· -20°C~+50°C, working temp
· Protections: Over temperature, Over Load, Short circuit
· Compliance with CE and ROHS
· 100% Full load aging test

Item No.	Product pictures	Input Voltage VAC	Output Voltage VDC	Output Current *Channel	Output Power W	Efficiency	G.W. g	Size(L*W*H) mm	Cert
DLPE30-1H12V-B	1	220-240	12	2.5A*1	30	84%	TBD	150*40*28	-
DLPE30-1H24V-B	1	220-240	24	1.25A*1	30	82%	TBD	150*40*28	
DLPE60-1H12V-B	2	220-240	12	5A*1	60	85%	TBD	211*40*32	-
DLPE60-1H24V-B	2	220-240	24	2.5A*1	60	82%	TBD	211*40*32	

PEE Constant Voltage Driver Series

Features

· full power output
· Insolated PC design
· Isolated design,safe and reliable
· Protections:Over load,Short circuit,over Current
· Comply with UL/FCC CE/SELV
· Protection grades is as high as IP65
· 5 years warranty
· No Flicker



Item No.	Input Voltage VAC	Output Voltage VDC	Output Current *Channel	Output Power W	G.W. g	Size(L*W*H) mm	Cert
PEE20-1H12V	220-240	12	1.67*1	20	153	118*35*26	
PEE20-1H24V	220-240	24	0.84*1	20	153	118*35*26	
PEE35-1H12V	220-240	12	2.92*1	35	274	150*37*30	
PEE35-1H24V	220-240	12	1.46*1	35	274	150*37*30	
PEE60-1H12V	220-240	12	5*1	60	420	165.5*42*34	
PEE60-1H24V	220-240	24	2.5*1	60	420	165.5*42*34	
PEE60-1H36V	220-240	36	1.67*1	60	420	165.5*42*34	
PEE60-1H48V	220-240	48	1.25*1	60	420	165.5*42*34	
PEE100-1H12V	220-240	12	8.33A*1	100	550	190*52*38	
PEE100-1H24V	220-240	24	4.17A*1	100	550	190*52*38	
PEE100-1H48V	220-240	48	2.08*1	100	550	190*52*38	
PEE150-1H12V	220-240	12	12.5*1	150	650	190*62*38	
PEE150-1H24V	220-240	24	6.25*1	150	650	190*62*38	

LM Constant Voltage Driver Series

Features

· Aluminium Casing
· low start up temp. （-20℃）
· Ultra-light and easy to install
· High efficiency up to 90%
· High reliability
· Small size, light weight
· Flicker free



Item No.	Product pictures	Input Voltage VAC	Output Voltage VDC	Output Current *Channel	Output Power W	Efficiency	PF	Size(L*W*H) mm	Cert
LM30-1H24V-A	1	220-240	24	1.25A*1	30	85%	0.4	98*49*28	CE CQC
LM60-1H24V-A	2	220-240	24	2.5A*1	60	85%	0.4	145*50*29	CE CQC
LM100-1H24V-A	2	220-240	24	4.16A*1	100	85%	0.4	145*50*29	CE CQC
LM100-1H48V-A	2	220-240	48	2.08A*1	100	85%	0.4	145*50*29	CE CQC
LM150-1H24V-A	3	220-240	24	6.25A*1	150	85%	0.4	188*49*28	CE CQC
LM200-1H24V-A	3	220-240	24	8.33A*1	200	90%	0.4	188*49*28	CE CQC
LM200-1H48V-A	3	220-240	48	4.16A*1	200	90%	0.4	188*49*28	CE CQC
LM300-1H24V-A	4	220-240	24	12.5A*1	300	90%	0.4	220*59*31	CE CQC
LM400-1H24V-A	4	220-240	24	16.7A*1	400	90%	0.4	220*59*31	CE

LME Constant Voltage Driver Series

Features

· Housing Material: Aluminum metal shell
· Low output ripple, flicker-free
· No-load Power Consumption: ⩽0.5W, compliant with EU ErP standards
· Low-noise design, operating noise <24dB
· Supports low-temperature environments down to -25°C
· Multiple Protections: COP/OLP/OCP/OTP
· Certifications: CE, CCC, ErP, and other certifications
· Warranty Period: 3-year warranty

DIP switch definition

↑ ON	soft start	1 2 3	1 2 3	1 2 3	1 2 3
		100%	75%	50%	35%
↓ OFF		1 2 3	1 2 3	1 2 3	1 2 3

Output power	DIP switch 1	DIP switch 2	DIP switch3
*100%	ON (The slow start function is enabled)	OFF	OFF
75%		ON	OFF
50%	OFF(The slow start function is turned off)	OFF	ON
35%		ON	ON

Note: The dialing function is only used on the B series



Item No.	Product pictures	Input Voltage VAC	Output Power W	Output Voltage VDC	Output Current Range	Efficiency	PF	Dimension (mm) (L*W*H)
LME30-1H24V-A	1	220-240	30	24	0-1.25A	87.0%	0.4	98*49*28
LME30-1H24V-B	5	220-240	30	24	0-1.25A	87.0%	0.4	98*49*28
LME60-1H24V-A	2	220-240	60	24	0-2.5A	87.0%	0.4	145*50*29
LME60-1H24V-B	6	220-240	60	24	0-2.5A	87.0%	0.4	145*50*29
LME100-1H24V-A	2	220-240	100	24	0-4.17A	88.0%	0.4	145*50*29
LME100-1H24V-B	6	220-240	100	24	0-4.17A	88.0%	0.4	145*50*29
LME150-1H24V-A	3	220-240	100	24	0-6.25A	88.0%	0.4	188*49*28
LME150-1H24V-B	7	220-240	150	24	0-6.25A	88.0%	0.4	188*49*28
LME200-1H24V-A	4	220-240	200	24	0-8.3A	89.0%	0.4	220*59*31
LME200-1H24V-B	8	220-240	200	24	0-8.3A	89.0%	0.4	220*59*31
LME300-1H24V-A	4	220-240	300	24	0-12.5A	90.0%	0.4	220*59*31
LME300-1H24V-B	8	220-240	300	24	0-12.5A	90.0%	0.4	220*59*31

CCT Selectable Constant Voltage Drivers





Item No.	Input Voltage VAC	Output Voltage VDC	Output Current	Channel	Output Power W	G.W. g	Size(L*W*H) mm
UCS30-2H24V	220-240	24	1.25A	2CH	30W	TBD	250*30*17
UCS60-2H24V	220-240	24	2.5A	2CH	60W	TBD	312*30*18
UCS100-2H24V	220-240	24	4.16A	2CH	100W	TBD	312*30*18
UCS150-2H24V	220-240	24	6.25A	2CH	150W	TBD	323*30.5*22

Rainproof Switch Drivers

Features

- constant voltage output
- adopt isolated design, safe and reliable
- prevent instant surge
- Short circuit/ Over current/ over voltage protections
- anti-splash design of semi-filled adhesive
- SELV
- LED indicator
- the output voltage can be adjusted by potentiometer
- suitable for indoor and outdoor LED lighting and electronic subtitle screen applications
- IP44


1


2


3

Item No.	Product pictures	Input Voltage VAC	Output Voltage VDC	Output Current *Channel	Output Power W	Efficiency	G.W. g	Size(L*W*H) mm	Cert
MRS400-1H24V	1	200-240	24	16.7*1	400	91.5%	1200	221*131*48	CE
DERP350-1H24V	2	200-240	24	14.6*1	350	90%	975	230*131*48	CE
MRE350-1H24V	3	200-240	24	14.6*1	350	88.5%	1400	228*131*48	CE

Waterproof Constant Voltage Driver



Features

- Single channel output with 24V CV direct current
- Wide voltage input range from 220VAC to 240VAC
- With built-in active PFC function
- Ultra-thin design, Waterproof level IP67, High effciency up to 87%
- Protections: Short circuit, over load, lightning protection
- suitable for LED CV lighting, such as LED module, LED strip light, LED tube, and so on

Item No.	Product No.	Input Voltage VAC	Output Voltage VDC	Output Current *Channel	Output Power W	Efficiency	G.W. g	Size(L*W*H) mm	Cert
OWP40-1H24V	107202280101	200-240	24	1.67A*1	40	87%	TBD	83*63*33	CE

CCT Selectable Constant Current Drivers





Item No.	Input Voltage VAC	Output Voltage VDC	Output Current	Channel	Output Power W	G.W. g	Size(L*W*H) mm
PUS10-2HMC	220-240	15-40	120/200/250/300mA	2CH	10	TBD	133.5*50*26
PUS20-2HMC	220-240	15-45	350/400/450/500mA	2CH	20	TBD	133.5*50*26
PUS30-2HMC	220-240	9-45	550/600/650/700mA	2CH	30	TBD	133.5*50*26
PUS40-2HMC	220-240	9-45	750/800/850/900mA	2CH	40	TBD	133.5*50*26
PUS45-2HMC	220-240	9-45	950/1000/1050/1100mA	2CH	45	TBD	133.5*50*26
PUS50-2HMC	220-240	9-38	1150/1200/1300/1400mA	2CH	50	TBD	133.5*50*26

Slow Start Driver



Features

- Single channel output, output current level selectable by DIP S.W.
- Protections: Short circuit, over load, over Voltage
- Suitable for indoor LED lighting application, such as down light, panel light, and so on
- You can adjust the 3S or 6S slowly startup time by dip switch. At the same time, it also has the function of slowly turn off

Item No.	Input Voltage VAC	Output Voltage VDC	Output Current *Channel	Output Power W	Efficiency	G.W. g	Size(L*W*H) mm	Cert
ND10-1HMC	220-240	9-42	120/150/180/210mA*1	10	73%	110	135*36*25	CE
ND20-1HMC	220-240	9-42	400/450/500/550mA*1	20	83%	110	135*36*25	CE

PUP Constant Current Driver


1


2

Features

- Input voltage of 120VAC ~ 277VAC
- Protections: Short circuit, Over load，Over voltage
- Suitable for indoor LED lighting application

Item No.	Product pictures	Input Voltage VAC	Output Voltage VDC	Output Current *Channel	Output Power W	G.W. g	Size(L*W*H) mm	Cert
PUP10-1WMC	1	120-277	9-42	120/180/260/320/ 150/210/290/350*1	10W	120	75*35*26.5	UL
PUP40-1WMC	2	120-277	9-42	850/900/950/1000/ 1050/1100/1150/1200*1	40W	214	121*44*26.5	/

SCP Constant Current Driver Series



Features

· Input voltage range: 176-305Vac.
· Isolated constand current LED driver.
· Adjustable Output Current (AOC) with Potentiometer.
· Suitable for luminaires with protection Class I and II.
· Al-around protection: IUVP,SCP,OVP,OTP
· Input surge protection: Differential mode: 6kV, Common mode: 10kV{Class I).
· Complies with Zhaga interface specification book 13.
· IP20 design for indoor and outdoor applications.
· Suitable for dry/damp /wet locations.
· Warranty: 5-8 years.

Item No.	Input Voltage VAC	Output Voltage VDC	Output Current	Channel	Output Power W	G.W. g	Size(L*W*H) mm	Cert
SCP40-1HMC	220-240	28-60	600-1050mA	1CH	40	360	133*77*33	
SCP80-1HMC	220-240	45-120	600-1050mA	1CH	80	460	133*77*33	
SCP120-1HMC	220-240	75-180	600-1050mA	1CH	120	540	133*77*33	

NFC Constant Current Driver



Features

· Constant current LED driver – non isolated
· Adjustable output current between 125 and 550 mA via NFC

Item No.	Input Voltage VAC	Output Current *Channel	Output Voltage VDC	Output Power W	G.W. g	Size(L*W*H) mm
EULP75-1HNC	220-240	125-550mA*1	54-216	75	197g	280*30*21

NFC Reader-writer



Features

· Support ISO15693, ISO14443A, ISO14443B and FeliCa
· Differential antenna, output power up to 1.4W
· Micro_USB connector for communication with the host PC and power on the circuit board
· Can modify the parameters of the company's NFC power supply through the upper computer software

Item No.	Power Supply	Output Power	Output signal	G.W. g	Size(L*W*H) mm
NFC-RW	USB	1.4W@Max	RF signal	150g	126*74*25

DULP Constant Current Driver Series



Features

· Single-channel constant current output, with current adjustable via dip switch
· Supports switching of 3 color temperatures via sliding switch, and independent emergency mode
· Can withstand 380VAC high voltage shock for a short period
· Complies with CE, ENEC, UKCA, RCM, etc. certifications
· Output has no flicker, meeting the no-flicker standard for ErP energy efficiency certification
· Protection level IP20, suitable for internal use in Class I lamps
· Dual-stage circuit design, stable operation
· Suitable for lamps with built-in drivers such as triple protection lamps

Item No.	Input Voltage VAC	Output Voltage VDC	Output Current *Channel	Output Power W	Efficiency	G.W. g	Size(L*W*H) mm	Cert
DULP22-1HMC-S3	220-240	25-72	200/250/300/350mA*1	22	88%	TBD	168*30.5*22.5	
DULP44-1HMC-S3	220-240	50-133	200/250/300/350mA*1	44	92.5%	TBD	168*30.5*22.5	
DULP65-1HMC-S3	220-240	50-200	200/250/300/350mA*1	65	93%	TBD	168*30.5*22.5	
DULP22-1HMC-S	220-240	25-72	200/250/300/350mA*1	22	88%	TBD	168*30.5*22.5	
DULP44-1HMC-S	220-240	50-133	200/250/300/350mA*1	44	92.5%	TBD	168*30.5*22.5	
DULP65-1HMC-S	220-240	50-200	200/250/300/350mA*1	65	93%	TBD	168*30.5*22.5	

DULP Constant Current Driver



Features

·High efficiency
·High reliability
·wide range voltage output
·low noise and long life
·energy conservation and environmental protection
·Support Protection: Over Voltage, Over Load, Short circuit
·Suitable for indoor lamps

Item No.	Input Voltage VAC	Output Voltage VDC	Output Current *Channel	Output Power W	Efficiency	G.W. g	Size(L*W*H) mm
DULP19-1HMC	220-240	30-54	200/250/300/350mA*1	19	84%	110	168*30.2*21
DULP21-1H360C	220-240	29-59	360mA*1	21	87%	110	168*30.2*21
DULP30-1H360C	220-240	51-86	360mA*1	30	88%	110	168*30.2*21
DULP44-1H360C	220-240	76-125	360mA*1	45	92%	120	168*30.2*21
DULP44-1HMC	220-240	76-125	200/250/300/350mA*1	44	92%	110	168*30.2*21
DULP60-1H360C	220-240	100-165	360mA*1	60	91%	145	210*30.2*21
DULP65-1HMC	220-240	120-185	200/250/300/350mA*1	65	91%	145	210*30.2*21

DPE Constant Current Driver Series



Features

· Single-channel constant current output
· Short circuit, overload, and Overcurrent Protection, V0 grade flame-retardant shell
· Efficiency up to 90%
· The design of the end cap shell allows for easy disassembly, facilitating installation in confined spaces
· No-load power consumption < 0.5W
· Lifespan of 30,000 hours, with a 3-year warranty
· Protection level IP20

Item No.	Product pictures	Input Voltage VAC	Output Voltage VDC	Output Current *Channel	Output Power W	G.W. g	Size(L*W*H) mm	Cert
DPE10-1HMC	1	220-240	24~42	100/150/200/250mA*1	10	53	95.8*36.2*24	
DPE17-1HMC	1	220-240	24~42	250/300/350/400mA*1	17	53	95.8*36.2*24	
DPE25-1HMC	1	220-240	24~42	450/500/550/600mA*1	25	58	95.8*36.2*24	
DPE32-1HMC	2	220-240	24~42	600/650/700/750mA*1	32	91	115*41*27	
DPE40-1HMC	2	220-240	24~42	800/900/950/1050mA*1	40	91	115*41*27	

PCE Constant Current Driver Series



Features

· Single channel constant current output
· High voltage input: 220-240VAC
· Compact size, flicker-free
· Short circuit, over load, over voltage protections
· Suitable for LED indoor lights(down lights, spot lights, etc.)

Item No.	Product pictures	Input Voltage VAC	Output Voltage VDC	Output Current *Channel	Output Power W	Efficiency	G.W. g	Size(L*W*H) mm	Cert
PCE1.2-1H300C	1	220-240	2-4	300mA*1	1.2	56%	25	90.5*20.5*16.5	
PCE2.8-1H700C	1	220-240	2-4	700mA*1	2.8	65%	25	90.5*20.5*16.5	
PCE4.4-1H110C	2	220-240	30-40	110mA*1	4.4	77%	32	104*22*21	
PCE5.4-1H135C	2	220-240	30-40	135mA*1	5.4	78%	32	104*22*21	
PCE6.4-1H160C	2	220-240	30-40	160mA*1	6.4	80%	32	104*22*21	
PCE7.2-1H180C	2	220-240	30-40	180mA*1	7.2	80%	32	104*22*21	

LTP Constant Current Track Driver Series

Features

· Constant current Track Driver, high P without stroboscopic
· High efficiency
· Strong adaptation, suitable for domestic and foreign common guide rails
· Dip switch current
· Protection grade Class II, 5-year warranty



Item No.	Product pictures	Input Voltage VAC	Output Voltage VDC	Output Current *Channel	Output Power W	G.W. g	Size(L*W*H) mm
LTP19-1HMC-4X-B -W-G	1	220-240	30-38	250/350/400/500mA*1	19	TBD	155*31.1* 42.2
LTP42-1HMC-3X-B W G	2	220-240	20-42	700/750/800/850/900/950 1000/1050mA*1	42	TBD	143*34*32.3
LTP42-1HMC-4XH-B W G	3	220-240	10-42	300/350/400/450/500/550/600/650/700/ 750/800/850/900/950/1000/1050mA*1	42	TBD	212.7*31.9*36.4
LTP42-1HMC-4X-W B G	4	220-240	10-42	300/350/400/450/500/550/600/650/700/ 750/800/850/900/950/1000/1050mA*1	42	TBD	158*31.1*42.1
LTP42-1WMC-4X-W B G	3	220-240	10-42	300/350/400/450/500/550/600/650/700/ 750/800/850/900/950/1000/1050mA*1	42	TBD	217.7*31.1*42.2

LTP Constant Voltage Track Driver Series



Features

· Constant pressure guide integrated power supply
· High efficiency, full load efficiency ≥85%
· Strong adaptation, can be adapted to domestic and foreign common guide rails
· Isolation without stroboscopic

Item No.	Input Voltage VAC	Output Voltage VDC	Output Current A *Channel	Output Power W	G.W. g	Size(L*W*H) mm
LTP100-1H48V	220-240	48	2.1A*1	100	TBD	355*25*22
LTP200-1H48V	220-240	48	4.16A*1	200	TBD	415*25*22

PWE Constant Current Driver Series


1


2

Features

- Isolated LED Driver for class Ⅰ， Class Ⅱ LED Luminaire
- Fixed output independent LED driver
- simple structure, cost effective
- Flicker free LED driver
- 5 years warranty
- indoor office lighting, decorative lighting, commercial lighting, and residential lighting

Item No.	Product pictures	Input Voltage VAC	Output Voltage VDC	Output Current *Channel	Output Power W	G.W. g	Size(L*W*H) mm
PWE6-1H300C-W	1	220-240	12-21	300mA*1	6	TBD	40*27.5*22
PWE8-1H350C-W	2	220-240	13-21	350mA*1	8	TBD	48*36*20
PWE8-1H500C-W	2	220-240	13-19	500mA*1	8	TBD	48*36*20
PWE12-1H700C-W	2	220-240	9-18	700mA*1	12	TBD	48*36*20

RWP Constant Current Driver Series



Features

- Isolated LED Driver for class Ⅰ， Class Ⅱ LED Luminaire
- Fixed output independent LED driver
- Flicker free LED driver
- indoor office lighting, decorative lighting, commercial lighting, and residential lighting
- 15.W\Max. output power 15W
- 5 years warranty

Item No.	Input Voltage VAC	Output Voltage VDC	Output Current *Channel	Output Power W	G.W. g	Size(L*W*H) mm	Cert
RWP5-1H100C-W	220-240	27-42	100mA*1	4.2W	TBD	φ42x20	
RWP6-1H150C-W	220-240	27-42	150mA*1	6.3W	TBD	φ42x20	
RWP10-1H200C-W	220-240	30-50	200mA*1	10W	TBD	φ42x20	
RWP10-1H250C-W	220-240	27-40	250mA*1	10W	TBD	φ42x20	
RWP12-1H300C-W	220-240	27-42	300mA*1	12.6W	TBD	φ42x20	
RWP15-1H350C-W	220-240	30-42	350mA*1	14.7W	TBD	φ42x20	
RWP12-1H300C-C2	220-240	27-42	300mA*1	12.6W	TBD	φ50.5x21.5	-
RWP20-1H500C-C2	220-240	27-40	500mA*1	20W	TBD	φ50.5x21.5	-
RWP30-1H700C-C3	220-240	27-42	700mA*1	29.4W	TBD	φ57x25.5	-
RWP36-1H850C-C4	220-240	27-42	850mA*1	35.7W	TBD	φ69.4x25.2	-
RWP40-1H1050C-C4	220-240	27-40	1050mA*1	42W	TBD	φ69.4x25.2	-

SCS Constant Current Driver Series



Features

- Single channel constant current output
- Short circuit, overload, overvoltage and over-temperature protection, V0 grade flame-retardant housing
- End cover shell disassembly design, easy to install in narrow spaces
- No load power consumption ⩽ 0.5W
- Lifespan of 50,000 hours, 5-year warranty
- Protection level IP20, suitable for indoor Class Ⅱ lighting fixtures

Item No.	Input Voltage VAC	Output Voltage VDC	Output Current *Channel	Output Power W	G.W. g	Size(L*W*H) mm	Cert
SCS16-1H400C	220-240	30-40	400mA*1	18.3W	90	115*41*27	
SCS20-1HMC	220-240	30-40	350/400/450/500mA*1	21W	90	115*41*27	
SCS30-1HMC	220-240	25-42	600/650/700/750mA*1	30W	88	115*41*27	
SCS40-1HMC	220-240	25-42	900/950/1000/1050mA*1	40W	88	115*41*27	

DEE Constant Current Driver Series


1


2

Features

- Single constant current output
- Short circuit, overcurrent, overload, overvoltage, over-temperature, V0-level flame-retardant housing
- Compact body and flicker-free design
- Lifespan: 50,000 hours, 5-year warranty
- Suitable for LED indoor lamps, such as downlights, panel lights, etc.

Item No.	Product pictures	Input Voltage VAC	Output Voltage VDC	Output Current *Channel	Output Power W	G.W. g	Size(L*W*H) mm	Cert
DEE4-1H100C	1	220-240	27-40	100mA*1	4W	31	88*28*21	
DEE6-1H150C	1	220-240	27-40	150mA*1	6W	31	88*28*21	
DEE8-1H200C	1	220-240	27-40	200mA*1	8W	31	88*28*21	
DEE10-1H250C	1	220-240	27-40	250mA*1	10W	31	88*28*21	
DEE12-1H300C	1	220-240	27-40	300mA*1	12W	31	88*28*21	
DEE15-1H350C	2	220-240	27-42	350mA*1	15W	TBD	95.8*36.2*25	
DEE15-1H350C-S	1	220-240	27-42	350mA*1	15W	TBD	88*28*21	
DEE19-1H450C	2	220-240	27-42	450mA*1	19W	TBD	95.8*36.2*25	
DEE21-1H500C	2	220-240	27-42	500mA*1	21W	TBD	95.8*36.2*25	
DEE23-1H600C	2	220-240	27-39	600mA*1	23W	TBD	95.8*36.2*25	

Wireless Series



The wireless series LED controller integrates Euchips' 10 years of research and development experience, adopts advanced 433 MHz remote control technology, fusion of 2.4g wireless signals, With strong wireless signal penetration, excellent high gray level performance, soft and delicate dimming effect, and rich and colorful dynamic changes And creative design and extremely high cost performance ratio, it brings the customer a humanized use experience.
At present, the developed wireless series products include 433 MHz controller, bluetooth controller, 2.4g controller and wireless remote controller series, which are widely used in led dimming, color temperature dimming and RGB control to meet the multi-directional dimming requirements of different customers.
It is worth mentioning that Euchips' unique mobile app application software can be flexibly applied to the control of various LED lighting fixtures.



Multi-Pairing

With different functions, the remote controls can be paired with the same receiver,select what you want.

Meeting Room Solution

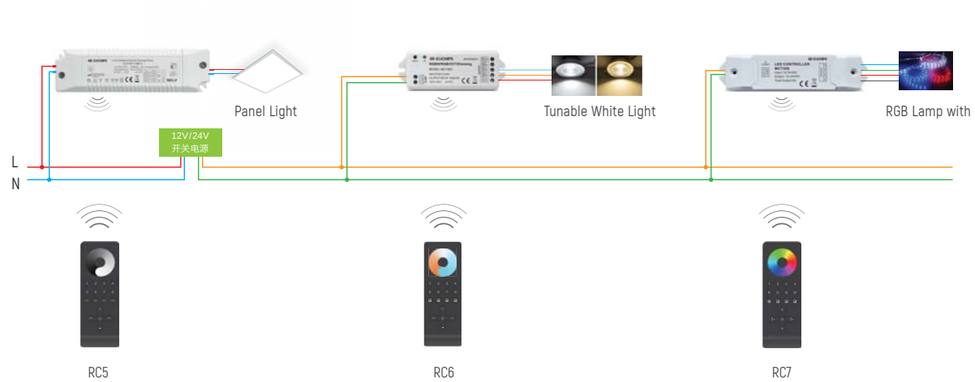

Remote Control Series

Matching Code and Grouping

Select the controller to be controlled in groups, cut off the power supply for 10 seconds and then turn on the power supply again. within 3 seconds of turning on the power supply, click the corresponding " group on" key, and the lights connected to the controller will " flash three times slowly."

Clearing Code and Grouping

Select the controller to clear the code, cut off the power supply for 10 seconds and then switch on the power supply again.
within 3 seconds of switching on the power supply, click the " fully open" key 5 times, and the lights connected to the controller will " flash 6 times" to confirm the success of code clearing.

Marshalling motioned

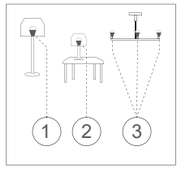

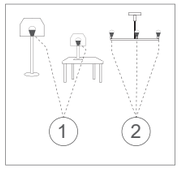

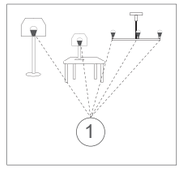

Description

It is mainly used for color temperature adjustment and can carry out group control to meet different dimming requirements of users.
Speed adjustment and color selection are carried out by the remote controller to achieve various dynamic dimming effects.

Features

· Using the memory function, keep the parameters and state before power failure
· With over current/over temperature and short circuit protection

Advantages

· Smooth dimming, true color.
· One remote can control single and multiple controllers


1


2


3


4


5


6

Item No.	Product pictures	Power supply	Remote distance m	Mode	Group	RF Type	Material	Size(L*W*H) mm
RC7	1	3V Button cell	20	RGBW	1	2.4Ghz	ABS	100*61.5*9
RT7	2	AAA Dry battery*2	20	RGBW	4	2.4Ghz	ABS	140*50*18
RC6	3	3V Button cell	20	CCT/Brightness	1	2.4Ghz	ABS	100*61.5*9
RT6	4	AAA Dry battery*2	20	CCT/Brightness	4	2.4Ghz	ABS	140*50*18
RC5	5	3V Button cell	20	Brightness	1	2.4Ghz	ABS	100*61.5*9
RT5	6	AAA Dry battery*2	20	Brightness	8	2.4Ghz	ABS	140*50*18

Color-Temperature Remote Control Series

Description

One key scene, adjust brightness, color temperature, on, off; control 1 group of lights, no quantity limit. Effective distance of remote control⩽30m.
A lamp can be matched with up to four scene panels with different identities. When it is matched with the fifth scene panel, the first one will be automatically covered. Each scene panel can save 4 scenes independently, up to 4x4 = 16 scenes.


1


2


3


4

Item No.	Product pictures	Power supply	Remote distance m	Mode	Scene	Group	RF Type	Size(L*W*H) mm
P-S02-BT	1	3V Button cell	30	CCT/Brightness	4	1	2.4Ghz	86*86*9
P-S01-BT	2	3V Button cell	30	ON/OFF	/	1	2.4Ghz	86*86*10
P-S04-BT	3	3V Button cell	30	CCT/Brightness	2	1	2.4Ghz	86*86*10
P-S06-BT	4	3V Button cell	30	CCT/Brightness	4	1	2.4Ghz	86*86*10

Description

Single control master control, switch, brightness adjustment, color matching, four scenes, cycle demonstration, RGB color adjustment, four color mode, remote control copy, remote control identity setting. Effective distance of remote control⩽30m


1


2


3

Item No.	Product pictures	Power supply	Remote distance m	Mode	Scene	Group	RF Type	Size(L*W*H) mm
RC-S01-BT	1	AAA Dry battery*2	30	CCT/Brightness	4	100	2.4Ghz	145*48*18
RC-S02-BT	2	AAA Dry battery*2	30	CCT/Brightness	4	1	2.4Ghz	145*48*18
RC-S03-BT	3	AAA Dry battery*2	30	CCT/Brightness	4	1	2.4Ghz	116*35*15

2.4G LED Drivers

Features

· For LED RGBW lamps color control, brightness and speed adjust
· With memory function,keep parameters and state before the power outage
· Wireless controlling, with the maximum distance of 20m
· Adopt 2.4G wireless signal control

Advantages

· Smooth Dimming, flicker free.
· Dimming range 1-100%

Optional



2.4G RGB/Color-Temperature Drivers



Item No.	Product pictures	Input Voltage	Output Current Channel	Mode	Brightness	Speed	RF Type	G.W. g	Size(L*W*H) mm
MCT309	1	12-24VDC	3A*3	RGB	32	8	2.4GHz	38	128*30*19.2
MCT405	2	12-24VDC	5A*4	RGBW	32	8	2.4GHz	TBD	104*38*22
MCT408	1	12-24VDC	2A*4	RGBW	32	8	2.4GHz	38	128*30*19.2
CT318	3	12-24VDC	6A*3	RGB	32	8	2.4GHz	100	168*51*22
EUP19B-S2H500C	4	100-240VAC	0.65A*2	CCT/Brightness	/	/	2.4GHz	70	96*36*25
EUP44B-S2H1050C	4	100-240VAC	1.1A*2	CCT/Brightness	/	/	2.4GHz	90	140*45*30
DIM-S1-BT	5	12-24VDC	10A*2	CCT/Brightness	/	/	2.4GHz	55	100*24.5*27

2.4G LED Drivers

Description

It is mainly used for dimming of constant current lamps and lanterns, with a variety of current options, a maximum power of 40W, 2.4G control, and a brightness of 1 - 100 % without stroboscopic effect.

Features

· Adjust the brightness of LED lights by remote controls
· With over-current and short-circuit protection functions.
· The maximum effective transmission distance is 20m
· Adopt 2.4G wireless signal control

Advantages

· Smooth Dimming, flicker free.
· Dimming range 1-100%

Optional



2.4G Brightness Constant Current Drivers



Item No.	Product pictures	Input Voltage VAC	Constant Current Channel	Output Voltage VDC	Output power W	RF Type	G.W. g	Size(L*W*H) mm
EUP30R-1HMC-0	1	220-240	550/600/650/700/750 800/850/900mA*1	9-45	30	2.4GHz	130	150*43*29
EUP40R-1HMC-0	2	220-240	850/900/950/1000/1050/ 1100/1150/1200mA*1	9-45	40	2.4GHz	245	137*82*31

Zigbee Application Diagram

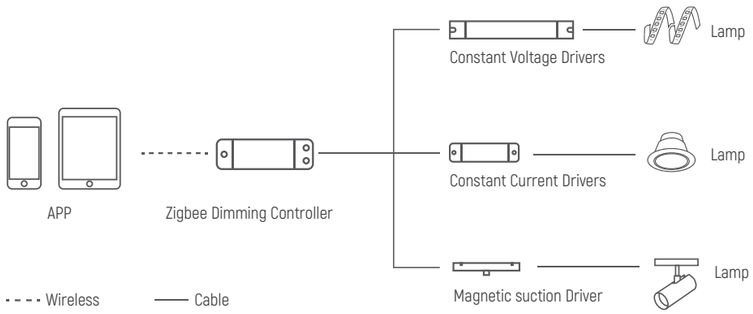

Zigbee to 0-10V Controller

Features

- Used for 0-10V driving power supply, dimming and toning
- High quality amplifier device, with relay, cut off the drive power, energy saving
- APP remote control, color temperature and brightness, arbitrary
- Access the doodle Intelligence system

APP Download



Item No.	Product No.	Input Voltage VAC	Constant Current Channel	Communication Mode	Output Signal	G.W. g	Size(L*W*H) mm
EUZ-2H	603400010201	100-240	50mA 2CH	Zigbee	0-10V	TBD	168*39.4*30

Zigbee Constant Current Dimmable Drivers

Features

- selectable multilevel current
- Active PFC
- Short circuit, overload,
- Suitable for indoor LED lamps, such as LED downlight and panel light.

Advantages

- MCUs built-in, customizable log curve, linear dimming curve
- the current can be changed via software
- Dimming depth: 1% Dimmingrange: 1%- 100%
- PWM+CCR Dimming， Flicker -Free
- Secondary-level structure, less than 3%
- Standby power <0.5W


1


2

Item No.	Product No.	Product pictures	Input Voltage VAC	Constant Current Channel	Output Voltage VDC	Output power W	Communication Mode	G.W. g	Size(L*W*H) mm
EUP20Z-1HMC	100100170101	1	220-240	350/400/450/500/550/600/650/700mA*1CH	9-42	20	Zigbee	110	150*43*29
EUP30Z-1HMC	106100970101	1	220-240	550/600/650/700/750/800/850/900mA*1CH	9-45	30	Zigbee	155	150*43*29
EUP40Z-1HMC	106100870101	2	220-240	850/900/950/1000/1050/1100/1150/1200mA*1CH	9-45	40	Zigbee	225	137*82*31
EUP50Z-1HMC	TBD	2	220-240	1050/1100/1150/1200/1250/1300/1350/1400mA*1CH	9-45	50	Zigbee	225	137*82*31

Zigbee Constant Current Tunable White Drivers


1


2

Tunable White

Item No.	Product No.	Product pictures	Input Voltage VAC	Constant Current Channel	Output Voltage VDC	Output power W	Communication Mode	G.W. g	Size(L*W*H) mm
EUP12Z-2HMC	106100860101	1	220-240	120/150/180/200/240/270/300/350mA 2CH	9-42	12	Zigbee	225	150*43*29
EUP20Z-2HMC	100100180101	1	220-240	350/400/450/500/550/600/650/700mA 2CH	9-42	20	Zigbee	TBD	150*43*29
EUP40Z-2HMC	106100850101	2	220-240	500/600/700/800mA 2CH	9-42	40	Zigbee	225	137*82*31

Zigbee Constant Voltage Tunable White Drivers



Tunable White

Item No.	Product No.	Input Voltage VAC	Constant Current Channel	Output Voltage VDC	Output power W	Communication Mode	G.W. g	Size(L*W*H) mm
LCP75Z-2W24V	TBD	120-277	3.125A 2HC	24	75	Zigbee	340	295*40*32
LCP150Z-2W24V	106200080201	120-277	6.25A 2HC	24	150	Zigbee	730	360*40*32

Bluetooth Constant Current Dimmable Drivers

Features

- selectable multilevel current
- Active PFC
- Short circuit, overload,
- Suitable for indoor LED lamps, such as LED downlight and panel light.

Advantages

- MCUs built-in, customizable log curve, linear dimming curve
- the current can be changed via software
- Dimming depth: 1% Dimmingrange: 1%- 100%
- PWM+CCR Dimming， Flicker -Free
- Secondary-level structure, less than 3%
- Standby power <0.5W

Bluetooth Constant Current Dimming Drivers


1


2

Item No.	Product No.	Product pictures	Input Voltage VAC	Constant Current Channel	Output Voltage VDC	Output power W	Communication Mode	G.W. g	Size(L*W*H) mm
EUP12B-1HMC	106100920101	1	220-240	120/150/180/200/240/270/300/350mA 1CH	9-42	12	Bluetooth	121	150*43*29
EUP20B-1HMC	106100890101	1	220-240	350/400/450/500/550/600/650/700mA 1CH	9-42	20	Bluetooth	TBD	150*43*29
EUP40B-1HMC	106100930101	2	220-240	850/900/950/1000/1050/1100/1150/1200mA 1CH	9-45	40	Bluetooth	220	136*82*31

Bluetooth Constant Current Tunable White Drivers


1


2

Tunable White

Item No.	Product No.	Product pictures	Input Voltage VAC	Constant Current Channel	Output Voltage VDC	Output power W	Communication Mode	G.W. g	Size(L*W*H) mm
EUP12B-2HMC	106100960101	1	220-240	120/150/180/200/240/270/300/350mA 2CH	9-42	12	Bluetooth	TBD	150*43*29
EUP20B-2HMC	106100940101	1	220-240	350/400/450/500/550/600/650/700mA 2CH	9-42	20	Bluetooth	TBD	150*43*29
EUP40B-2HMC	106100950101	2	220-240	750/800/850/900/950/1000/1050/1100mA 2CH	9-45	40	Bluetooth	183	185*42.5*28.5

Bluetooth Constant Voltage Dimmable Drivers



Item No.	Product No.	Input Voltage VAC	Constant Current Channel	Output Voltage VDC	Output power W	Communication Mode	G.W. g	Size(L*W*H) mm
LCP75B-1H24V	TBD	220-240	3.125A 1HC	24	75	Bluetooth	TBD	295*40*32
LCP150B-1H24V	TBD	220-240	6.25A 1HC	24	150	Bluetooth	TBD	360*40*32

Bluetooth Constant Voltage Tunable White Drivers



Tunable White

Item No.	Product No.	Input Voltage VAC	Constant Current Channel	Output Voltage VDC	Output power W	Communication Mode	G.W. g	Size(L*W*H) mm
LCP75B-2W24V	106200090101	120-277	3.125A 2CH	24	75	Bluetooth	TBD	295*40*32
LCP150B-2W24V	106200120201	120-277	6.25A 2CH	24	150	Bluetooth	TBD	360*40*32

Bluetooth dimming controller



Features

- Used for 0-10V/Triac drive power supply, dimming color
- High quality amplification device, with relay, cut off the drive power, energy saving
- APP remote control, color temperature and brightness, at will
- Access tuya intelligent system

Item No.	Product No.	Input Voltage VAC	Wireless connection	Signal	Channel	Current	G.W. g	Size(L*W*H) mm
EUB-1H	306400010201	100-240	Bluetooth	0-10V	1	50mA	TBD	168*39.4*30
EUB-2H	306400000201	100-240	Bluetooth	0-10V	2	50mA	TBD	168*39.4*30
EUB-T1H	604000000201	100-240	Bluetooth	Triac/ELV	1	1800mA	TBD	168*39.4*30

Bluetooth Magnetic suction Driver Series

Bluetooth Constant Current Dimming Drivers



Item No.	Product No.	Input Voltage VDC	Output Current Channel	Output Voltage VDC	Output power W	Communication Mode	G.W. g	Size(L*W*H) mm
BMP14B-1SMC	TBD	42-52	120/150/180/210/250/280/300/350mA - 1CH	9-40	14	Bluetooth	TBD	125*14*10
BMP28B-1SMC	TBD	42-52	350/400/450/500/550/600/650/700mA - 1CH	9-(Vin-6)VDC	28	Bluetooth	15	125*14*10

Bluetooth Constant Current Tunable White LED Drivers



Tunable White

Item No.	Product No.	Input Voltage VDC	Output Current Channel	Output Voltage VDC	Output power W	Communication Mode	G.W. g	Size(L*W*H) mm
BMP14B-2SMC	TBD	42-52	120/150/180/210/250/280/300/350mA - 2CH	9-40	14	Bluetooth	TBD	125*14*10
BMP28B-2SMC	TBD	42-52	350/400/450/500/550/600/650/700mA - 2CH	9-(Vin-6)VDC	28	Bluetooth	15	125*14*10

Bluetooth Controllable 2ch 0-10V/DALI Controller

Description

CBU-A2D is a Bluetooth controllable, Casambi enabled 2-channel 0-10V/DALI controller. The product can be configured to different operation modes. CBU-A2D has a universal 100-277 VAC input voltage range.
CBU-A2D can control one or two 0-10V controllable LED drivers, or it can control a tunable white LED driver with two 0-10V control interfaces. The product can also be configured into a DALI mode where it can be connected to a DALI LED driver or DALI sensor for presence and/or daylight harvesting functions.



Item No.	Input Voltage	Input Current	Channel 1	Channel 2	G.W. g	Size(L*W*H) mm
CBU-A2D	100-240 VAC	35mA Max	0-10V: 0-10 VDC,max. 7 mA DALI: 12 VDC, max. 20 mA Maximum number of drivers: 1 driver or 1 sensor/push button	0-10V: 0-10 VDC,max. 7 mA Output voltage, relay control: 12 VDC, max. 100 mA Maximum number of drivers:1	40	76*26*23

Bluetooth Control Unit For LED Drivers

Description

CBU-ASD is a wireless control unit for any type of drivers with 0-10V, 1-10V or DALI dimming interface. CBU-ASD is available with either analog 0-10V (and 1-10V) or digital Standalone DALI control interface.
With Standalone DALI output, CBU-ASD acts both as a controller and as a power supply making it possible to connect directly to an LED driver with DALI interface without the need for an external DALI power supply. This so-called standalone DALI makes it possible to implement multi-channel lighting systems with adjustable color (RGB and RGBW) or color temperature (CCT), while keeping the wiring and number of components at their minimum.



Item No.	Input Voltage	Input Current	0-10V Output	DALI Output	G.W. g	Size(L*W*H) mm
CBU-ASD	220-240 VAC	0.6A Max	0-10VDC	9-12 VDC	48	56.5*35.8*22.3

Bluetooth Controllable DALI Controller

Description

CBU-DCS is a Bluetooth controllable, Casambi enabled DALI controller. CBU-DCS does not have its own power supply. Instead, it is powered directly from a DALI bus. CBU-DCS can be used with a DALI sensor for presence detection or daylight harvesting, or it can be used for controlling DALI drivers that have an integrated DALI bus power supply.



Item No.	Input Voltage	Input current when idle, Iidle	Peak input current, Ipeak	Max. DALI bus current	G.W. g	Size(L*W*H) mm
CBU-DCS	9.5–22.5VDC	5mA	30mA	250 mA	15	40.4*36.3*14

Bluetooth Controllable 4ch PWM Dimmer

Description

CBU-PWM4 is a Bluetooth controllable, Casambi enabled four channel PWM dimmer for constant voltage LED loads, such as LED strips and constant voltage LED modules. It is connected between a 12-24 VDC power supply and the constant voltage LED load.
CBU-PWM4 can control up to four channels making it an ideal partner for RGBW and tunable white (TW) applications. The maximum total output current is 6 A which can be freely divided between 1-4 channels. CBU-PWM4 is protected against overvoltage, overcurrent and short circuit situations. CBU-PWM4 is not protected against reverse polarity!



Item No.	Input Voltage	Input Current	Output power	Output Current	Dimming method	G.W. g	Size(L*W*H) mm
CBU-PWM4	12-24VDC	6A Max	144 W @ 24 VDC 72 W @ 12 VDC	6A Max	PWM	23	72.6*30*18

Bluetooth Controllable Dimmer

Description

CBU-TED is a Bluetooth-controllable, Casambi-enabled trailing edge dimmer for incandescent lamps, dimmable LED lamps and dimmable LED control gear.
It can be installed behind a traditional wall switch, inside a luminaire or into a ceiling outlet box. The maximum allowed ambient temperature must be observed.
CBU-TED is able to control up to 100 W at 230 VAC. It features an overcurrent and over temperature protection.



Item No.	Input Voltage	Input Current	Output power	Dimming method	Output Current	Min. load requirement:	Max. load inrush current	G.W. g	Size(L*W*H) mm
CBU-TED	85-240VAC	0.43A Max	100W@230VAC Max	Triac	0.43 A Max	1 W Min	10 A, 100ms Max	23	72.6*30*18

Bluetooth Controll Panel

Description

Xpress is a wireless user interface that brings huge flexibility to interior design as furniture can be replaced or even walls can be rebuilt without having to take wiring of switches or switch placement into account. The switch can be kept wherever the user needs it and it gives direct access to all the important Casambi lighting control functionalities.



Preset Buttons

- Individual luminaire control
- Group control
- Control of all lamps
- Recall scenes
- Recall animations

Item No.	Battery (included)	Battery Lifetime	Colours	Range M	Size(L*W*H) mm
Xpress	CR2430 Lithium coin cell	2-5 years, depending on usage	white and black	Rangeup to 50 meters in open air	90*90*12

Casambi Constant Current Dimmable Drivers



Features

- selectable multilevel current
- Active PFC
- Color temperature: 2700K-6500K
- Suitable for indoor LED lamps, such as LED downlight and panel light.

Advantages

- MCUs built-in, customizable log curve, linear dimming curve
- the current can be changed via software
- Dimming depth: 1% Dimmingrange: 1%- 100%
- PWM+CCR Dimming，Flicker -Free
- Secondary-level structure, less than 3%
- Standby power <0.5W

Item No.	Product pictures	Input Voltage VAC	Constant Current Channel	Output Voltage VDC	Output power W	Communication Mode	G.W. g	Size(L*W*H) mm	Cert
EUPS10C-1HMC-120	1	220-240	120/150/180/210/250/300/320/350 1CH	9-45	10	Casambi	63	125*30*22.6	-
EUPS10C-1HMC-350	1	220-240	350/400/450/500/550/600/650/700 1CH	2-21	10	Casambi	63	125*30*22.6	-
EUPS15C-1HMC-350	1	220-240	350/400/450/500/550/600/650/700 1CH	2-21	15	Casambi	63	125*30*22.6	-
EUP12C-1HMC	2	220-240	120/150/180/200/240/270/300/350mA 1CH	9-45	12	Casambi	130	150*43*29	
EUP20C-1HMC	2	220-240	350/400/450/500/550/600/650/700mA 1CH	9-45	20	Casambi	130	150*43*29	
EUP30C-1HMC	2	220-240	550/600/650/700/750/800/850/900mA 1CH	9-45	30	Casambi	130	150*43*29	

Casambi Constant Current Tunable White Drivers

Tunable White

Item No.	Product pictures	Input Voltage VAC	Constant Current Channel	Output Voltage VDC	Output power W	Communication Mode	G.W. g	Size(L*W*H) mm	Cert
EUP12C-2HMC	2	220-240	120/150/180/200/240/270/300/350mA 2CH	9-42	12	Casambi	132	150*43*29	
EUP20C-2HMC	2	220-240	350/400/450/500/550/600/650/700mA 2CH	9-42	20	Casambi	132	150*43*29	
EUP30C-2HMC	2	220-240	550/600/650/700/750 800/850/900mA 2CH	9-42	30	Casambi	132	150*43*29	



Casambi Constant Voltage Dimming Drivers

Item No.	Input Voltage VAC	Constant Current Channel	Output Voltage VDC	Output power W	Communication Mode	G.W. g	Size(L*W*H) mm
LCP75C-1W12V	120-277	6.25A 1	12	75	Casambi	340	295*40*32
LCP75C-1W24V	120-277	3.125A 1	24	75	Casambi	340	295*40*32
LCP150C-1H24V	220-240	6.25A 1	24	150	Casambi	340	295*40*32

Casambi Constant Voltage Tunable White / RGBW Drivers

Tunable White RGBW

Item No.	Input Voltage VAC	Constant Current Channel	Output Voltage VDC	Output power W	Communication Mode	G.W. g	Size(L*W*H) mm
LCP75C-2W12V	120-277	6.25A 2	12	75	Casambi	340	295*40*32
LCP75C-2W24V	120-277	3.125A 2	24	75	Casambi	340	295*40*32
LCP150C-2H24V	220-240	6.25A 2	24	150	Casambi	340	295*40*32
LCP75C-4W12V	120-277	6.25A 4	12	75	Casambi	340	295*40*32
LCP75C-4W24V	120-277	3.125A 4	24	75	Casambi	340	295*40*32
LCP150C-4H24V	220-240	6.25A 4	24	150	Casambi	340	295*40*32

Wiz Pro Dimmable Module

Wiz Pro Control panel



Features

- For WIZ PRO wireless system
- WIFI control protocol, no gateway required
- WIZ CLICK fast network distribution
- Over-the-air wireless upgrade
- The key function software can be configured
- Support lighting control
- Support multi-level dimming
- Support scene call
- Support the opening and closing control of curtains
- Multiple color panels are available
- Built-in rechargeable lithium battery, easy to install

Item No.	Power supply	Keypad	Communication method	Wi-Fi Frequency	Wi-Fi Transmission power	G.W. g	Size(L*W*H) mm
EWP-K6P	3.7V Lithium-ion battery	6	Wifi	2400-2483.5MHZ	20dBm	TBD	86*86*14

Wiz Pro 1/-10V Dimmable Module



Item No.	Input Voltage VAC	Output Power W	Dim Type	Communication method	Wi-Fi Frequency	Wi-Fi Transmission power	G.W. g	Size(L*W*H) mm
EWP-DM-1/10V	220-240	300Wmax	1-10V	Wifi + BLE	2400-2483.5MHZ	20dBm	TBD	87*41*28

Wiz Pro Triac/ELV Dimmable Module



Item No.	Input Voltage VAC	Output Power W	Dim Type	Communication method	Wi-Fi Frequency	Wi-Fi Transmission power	G.W. g	Size(L*W*H) mm
EWP-DM-Triac/ELV	220-240	150Wmax	Triac/ELV	Wifi + BLE	2400-2483.5MHZ	20dBm	TBD	87*41*28